

Get Cracking!

Create @ Home Resurrection Eggs

(Valerie Pavey, Territorial Children's Ministries Consultant)



Resurrection Eggs are a great way to illustrate the Good News of Easter. You can read more about the traditional way to use Resurrection Eggs in the April 2020 edition of Salvatonist.ca. You might not be able to get out to buy plastic eggs, but you can improvise with this resource.

Option 1:

Ahead of time collect the items listed in the chart below. Print the eggs on pages 3, 5 and 7. Have your children colourfully decorate the eggs, cut them out and number them from 1 to 12. Later hide the paper eggs around the house for your children to find. Once all twelve eggs have been found, show the item that goes with each egg, share the meaning behind the item and read the Scripture passage as listed below.

Option 2:

Using double-sided printing, print the eggs and the numbered description pages. If you are not able to print double-sided, simply cut out the numbered items from pages 4, 6 and 8, and tape or glue them to the back of the eggs. Have your kids decorate the blank side of the eggs. Then divide the eggs amongst your children and have them look around the house for the item listed on the back of the egg. When they return with all the needed items share the egg description as listed below. Be sure to look up and read the Scripture passages.

Option 3:

Print the eggs on pages 3, 5 and 7 and have your children decorate them. Number the eggs from 1 to 12. Then beginning with Palm Sunday (April 5), share the eggs a couple at a time. Here's a suggestion daily plan: Palm Sunday: eggs 1 and 2; Monday: egg 3; Tuesday: eggs 4 and 5; Wednesday: eggs 6 and 7; Thursday: eggs 8 and 9; Friday: egg 10; Saturday: egg 11 and Easter Sunday: egg 12. Use the item (you could have your children find the item in your home), description and Scripture suggested below to help you share the Good News of the Resurrection Eggs.





Egg	Item Suggestions	Egg Description	Scripture
1	Palm branch or leaves	On Palm Sunday, Jesus came to Jerusalem to join the Passover celebrations. People were excited to see Him, so they waved palm branches and laid them on the road. As He entered the city, they shouted "Hosanna to the Son of David!"	Matthew 2:1-11
2	Bottle of perfume, cologne or after-shave	Jesus visited the home of Mary, Martha and Lazarus. Mary showed her love for Jesus by washing His feet with perfume as He ate in her home.	John 12:2-8
3	Bread, crackers or croûtons	Jesus gathered His disciples in Jerusalem to celebrate the Passover meal together. Jesus broke bread and shared it with them. This was His last meal with His disciples.	Matthew 26:26

4	Silver coins (nickels, dimes, or quarters) or a piggy bank	Judas, one of Jesus' disciples, met with the chief priests. He promised to give Jesus to them for 30 pieces of silver and led them to Jesus when He was praying in the garden.	Matthew 26:14-15, 47-50
5	A branch from a rose bush, or grapevine wreath, or twigs from outside	Jesus was arrested and taken away to be tried. The soldiers mocked and beat Jesus. They made a crown out of thorns and pushed it down on His head.	John 19:1-3
6	A cross (you can make one from popsicle sticks, tooth-picks or two branches)	After His trial, Jesus was forced to carry a cross through Jerusalem to the place called the Skull, where criminals were put to death.	John 19:17
7	A few nails	When they reached the place of the Skull, the soldiers nailed Jesus' hands and feet to the cross. Jesus was crucified between two thieves.	John 19:18
8	A t-shirt (with no side seams) and a pair of dice	As Jesus was dying on the cross, the soldiers were dividing up His clothes. His inner robe was special because it was woven and had no seams. The soldiers decided they didn't want to tear the robe so they rolled dice to decide who would win it.	John 19:23-24
9	A sponge and vinegar	While Jesus was hanging on the cross, He told the soldiers He was thirsty. They dipped a sponge into vinegar and they lifted it to His lips so He could drink it. After He drank it, He said, "It is finished," then bowed His head and died.	John 19:28-30
10	Spices (gloves, cinnamon or nutmeg all smell nice)	Because the next day was a special Sabbath, the bodies needed to be removed from the crosses. Joseph from Arimathea asked for permission to take away Jesus' body. With Nicodemus, they wrapped Jesus' body in strips of linen and spices.	John 19:31-40
11	A rock	Jesus' body was placed in the garden tomb near where the Crucifixion took place. The tomb was sealed with a stone.	John 19:41-42; Luke 23:52-54
12	Nothing as this egg is left empty	On the first morning after the Sabbath, Mary Magdalene, Mary (Jesus' mother) and Salome went to the tomb. When they got there, they found the stone rolled away, and an angel in the tomb. He told them, "Jesus has risen. He is not here." The women ran to tell Peter and the other disciples what they had found.	Matthew 28:2-7; John 20:1-10

As we've seen with our eggs today, Jesus was arrested, beaten and put to death on the cross. Jesus had done nothing wrong. He was without sin, but we are not. Jesus died on that cross for us. But He didn't stay dead. He conquered death and sin by rising again on the third day. His new life provides us with the opportunity to have our sins forgiven. That is good news! The only thing we need to do is pray and talk to God. We need to thank God for sending Jesus to take the punishment for the things we have done wrong, to tell Him we are sorry for our sins and invite Jesus to be a part of our lives, and to ask for His help to live a life that will be pleasing to God.

(Spend some time in prayer with your children providing them the opportunity to make a decision to invite Jesus to have a relationship with them, and to thank God for the Good News of Easter.)

We, like the women at the tomb, need to share this Good News with others. *(Spend a few minutes with your children brainstorming ways they can spread the Good News of Easter.)*



1.

A palm branch or leaves

2.





A bottle of perfume, cologne
or after-shave

3.

Bread, crackers or croûtons

4.

Silver coins
(nickels, dimes, or quarters)
or a piggy bank



5.

A branch from a rose bush,
or grapevine wreath,
or twigs from outside

6.





A cross (you can make one from
popsicle sticks, toothpicks or
two branches)

7.

A few nails

8.

A t-shirt (that doesn't have side seams)
and a pair of dice



9.

A sponge and vinegar

10.

Spices (cloves, cinnamon
and nutmeg all smell nice)

11.

A rock

12.

Nothing is needed