

Christmas Eve Worship

Interactive Stations

Station 1 - Graffiti Wall Gratitude

Take time as a family to look back and thank God for the ways He's watched over you, provided for you and walked beside you this year.

Mount butchers paper to the wall. Have a selection of markers, crayons and colouring pencils. Families will fill the paper with graffiti - drawing/writing their gratitude prayers.

Station 2 - Crack The Code

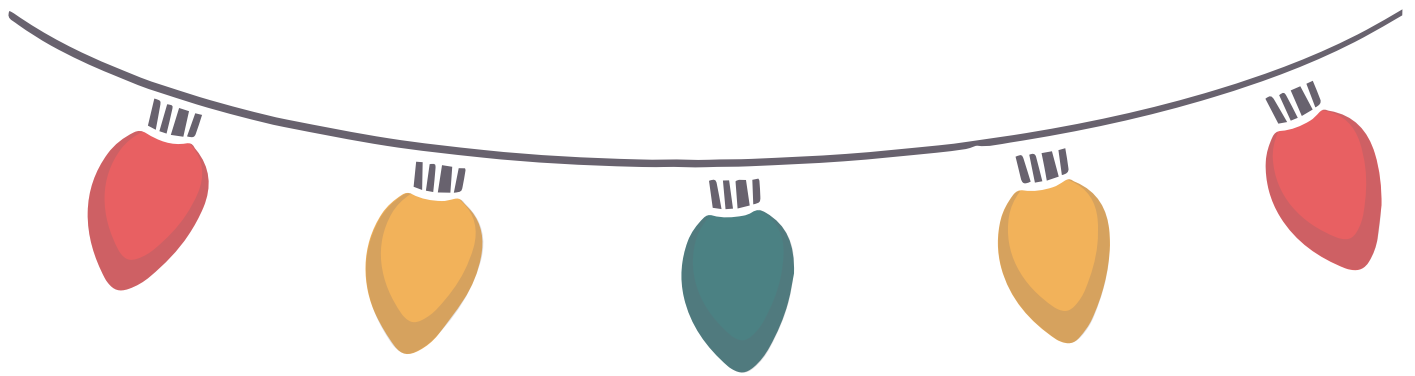
See attached activity code sheet. Using a mobile phone, families will crack the code and reveal a Bible verse.

Station 3 - Make Room

Create a display, using pictures from magazines/catalogues of activities and gadgets that fill up our time/compete for our attention.

Jesus was born in a stable because there was no room in the inn (Luke 2:7). Do we have room for Him in our lives? Look at the display and ask God to show you anything in your life that might be getting in the way of keeping your focus on Jesus, as the first and most important thing in your life. Ask God's forgiveness for times when you have given Him less than first place in your life. Ask for His help and strength to remove, from that first place position in your life, anything that gets in your way of focusing on Jesus.

Write your name on a heart shape and place it on the display, as your way of saying: "There is room in my heart and life for You, Jesus."



Christmas Eve Worship

Interactive Stations

Station 4 - Prayers In The Manger

Provide cards and pencils for families to write a prayer to Jesus and place it in the manger.

Station 5 - Light of the World

Supplies: Battery operated candles.

In a world full of darkness, the Light of the World was born. Jesus came to show God's love to a world that was dark with sadness, fear, confusion and sin. His life was like a bright light, showing people the way to God. He came to reveal God's truth to us and to bring us God's forgiveness.

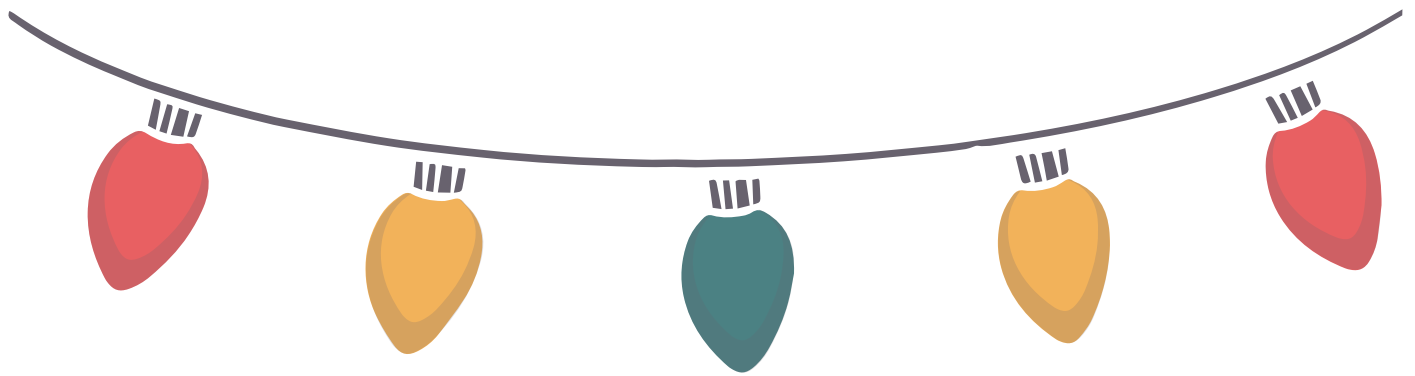
Jesus said, "I am the light of the world. Whoever follows Me will never walk in darkness, but will have the light of life." (John 8:12)

Turn on your candle and pray about a place in your life or in the world where God's light is needed to shine in the darkness.

Station 6: Art Activity

Supplies: Black cardstock or poster board, white glue, salt, watercolour paints or food coloring, paint brushes.

Kids get to create Salt Painted Art. They can come up with their own design, use a scene from the Nativity or spell out "JESUS".



Christmas Eve Worship

Interactive Stations

Station 7: God Sightings

Supplies: Christmas tree with string(s) of lights.

God brings love, light and hope to the world every day. It is so awesome to see Him at work all around us. Let's each share one way we have seen God at work this Christmas season.

Note: As families share, they'll each add a lightbulb to the string of lights on the tree and turn it on. Thank God for the ways He is at work.

Station 8 - Fingerprint Prayers

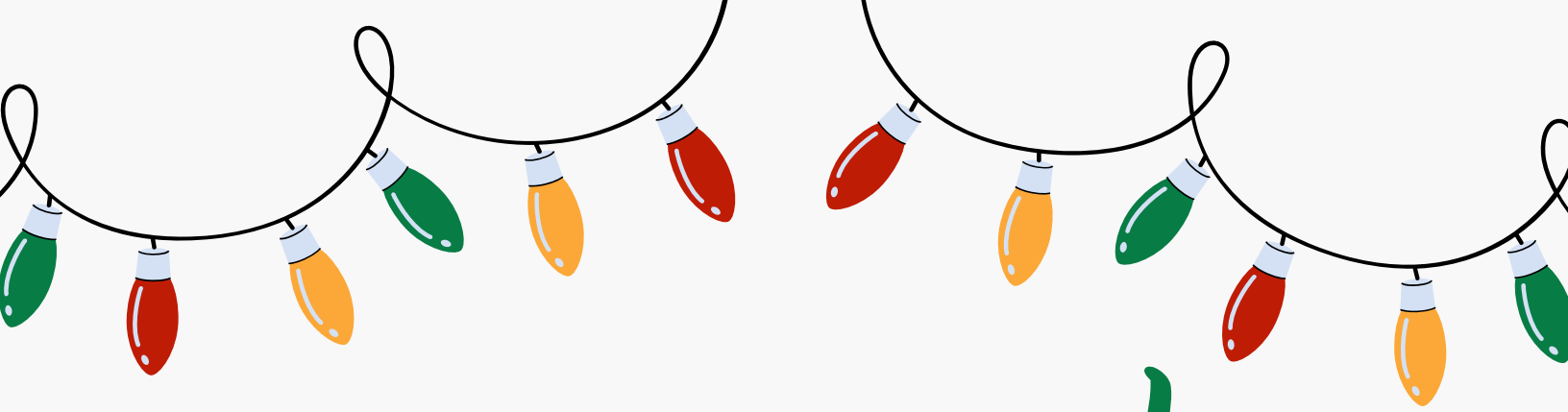
Supplies: Spinner (attached), Star cutout (attached), paint (assorted colours), wet wipes.

Families will use the spinner to choose what to pray for. When they have finished their prayer, put your finger in the paint and leave a finger print on the star as an 'amen'.

Station 9 - A Sweet Treat

Set-up a sweet treat station, providing supplies for kids to make a Snack Mix. See attached recipe and supplies list.

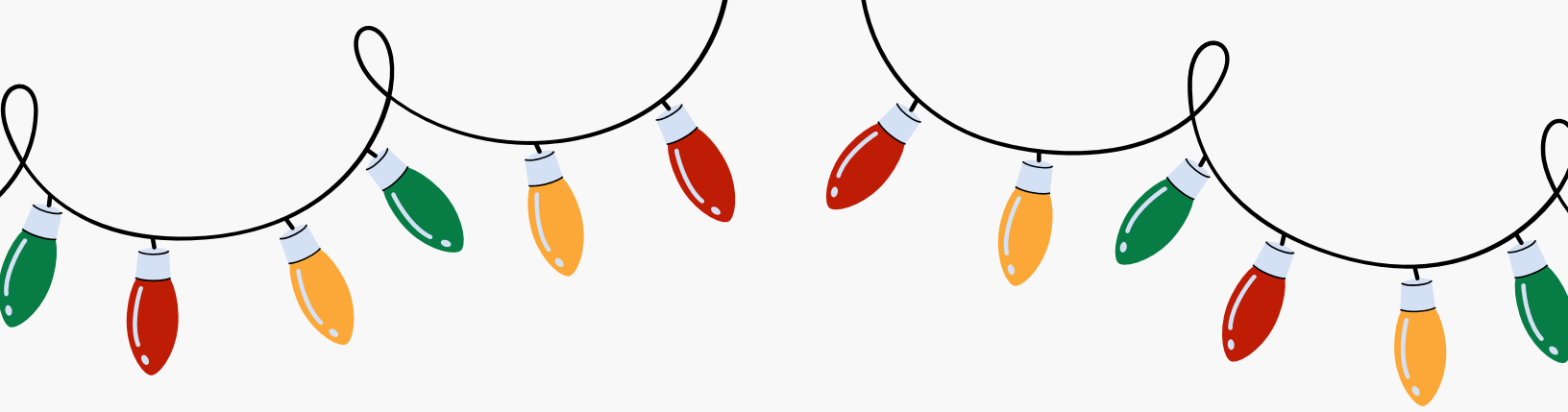
Submitted by Carson Decker



Graffiti Wall

Take time as a family to look back
and thank God for the ways He's watched
over you, provided for you
and walked beside you this year.

Use the supplies provided to fill the paper
with graffiti - drawing/writing your
gratitude prayers.



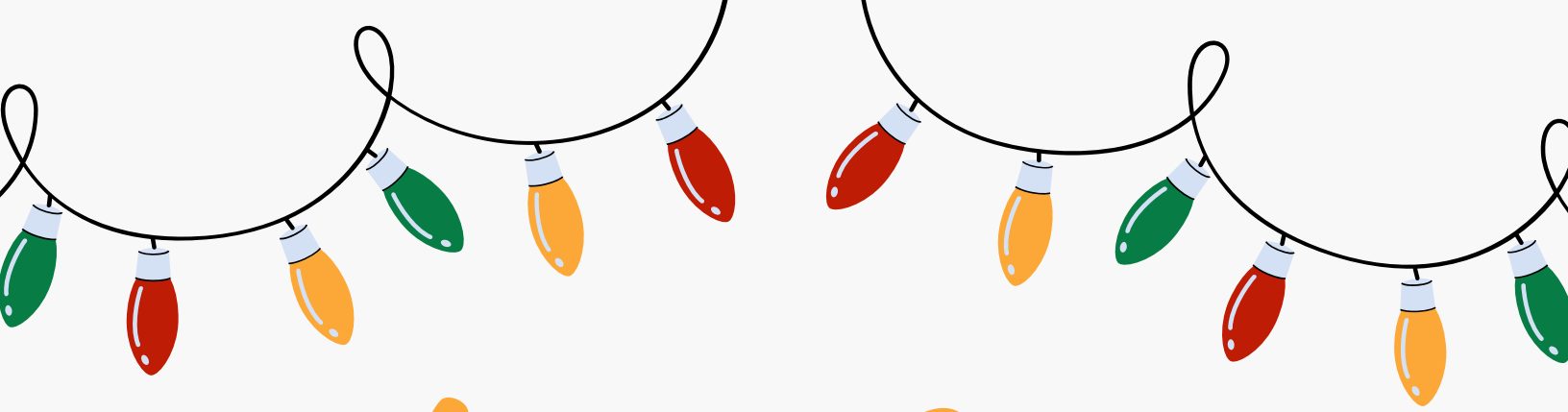
Crack The Code

Take a copy of the activity sheet.

Using a mobile phone, try to crack the code by matching numbers with letters on the keypad to reveal the Bible verse.

After you've cracked the code, discuss the following questions:

What is the best gift you've ever been given? How can gifts remind us of God's love?

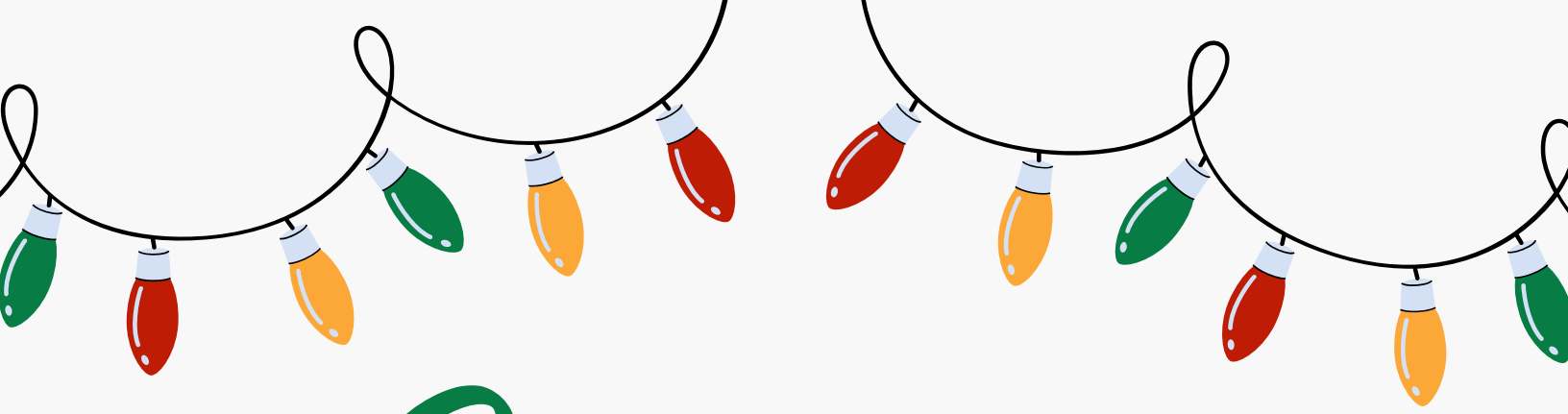


Make Room

Jesus was born in a stable because there was no room in the inn (Luke 2:7). Do we have room for Him in our lives?

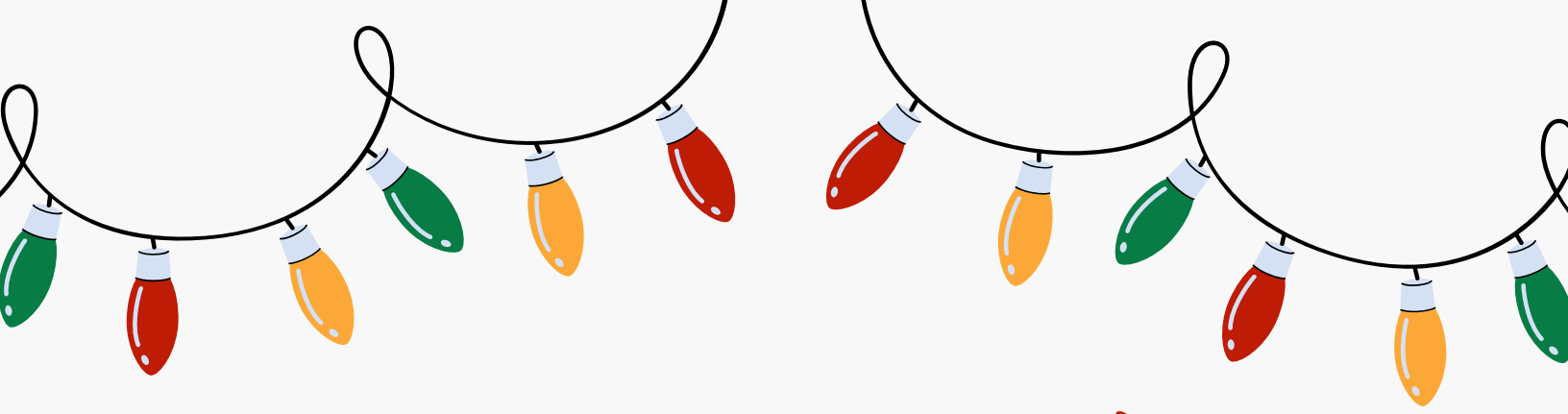
Look at the display and ask God to show you anything in your life that might be getting in the way of keeping your focus on Jesus, as the first and most important thing in your life. Ask God's forgiveness for times when you have given Him less than first place in your life. Ask for His help and strength to remove, from that first place position in your life, anything that gets in your way of focusing on Jesus.

Write your name on a heart shape and place it on the display, as your way of saying: "There is room in my life for You, Jesus."



Prayers In The Manger

Write a prayer to Jesus and
place it in the manger.

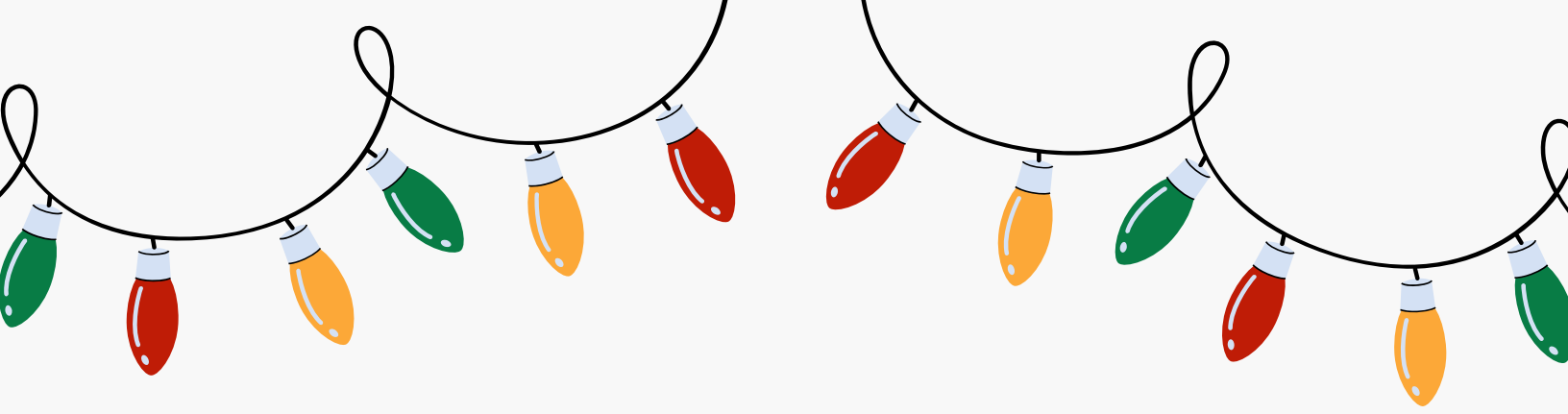


Light of the World

In a world full of darkness, the Light of the World was born. Jesus came to show God's love to a world that was dark with sadness, fear, confusion and sin. His life was like a bright light, showing people the way to God. He came to reveal God's truth to us and to bring us God's forgiveness.

Jesus said, "I am the light of the world. Whoever follows Me will never walk in darkness, but will have the light of life." (John 8:12)

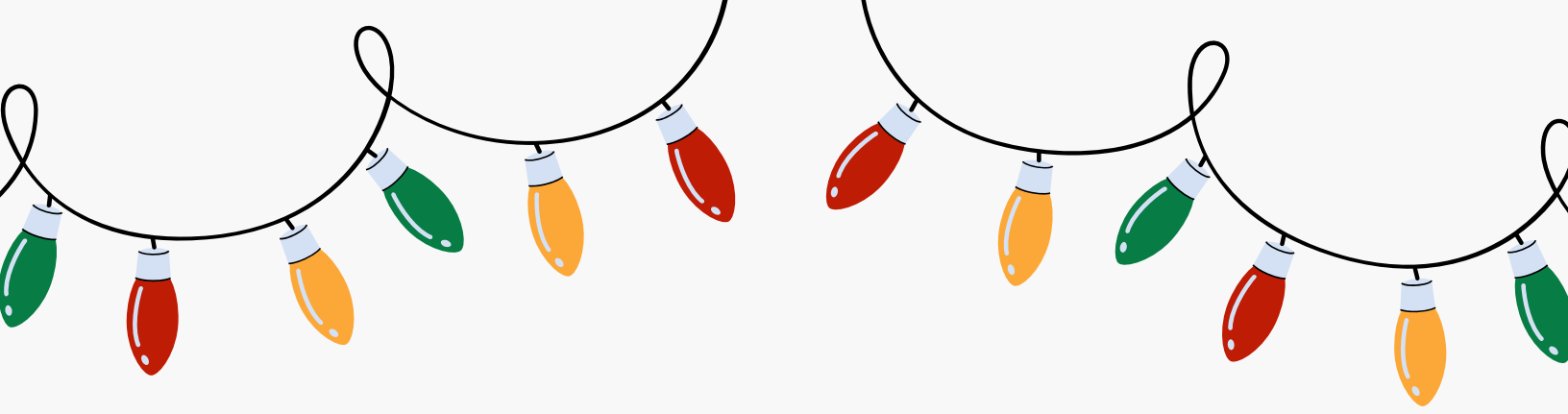
Turn on your candle and pray about a place in your life or in the world where God's light is needed to shine in the darkness.



Art Activity

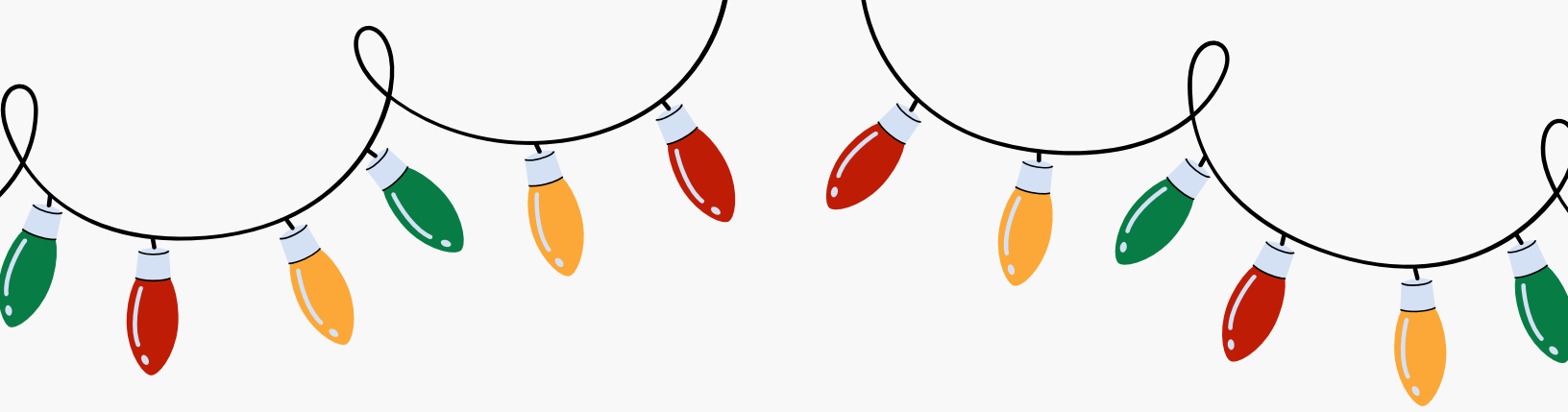
Using the supplies provided,
create a Salt Painted Art design.

You can come up with your own design,
use a scene from the Nativity (Luke 2),
or spell out the name "Jesus".



Art Activity

1. Use the glue to create your design.
2. Add salt on top of the glue, then shake off the excess salt.
3. Add some paint to complete your artwork.

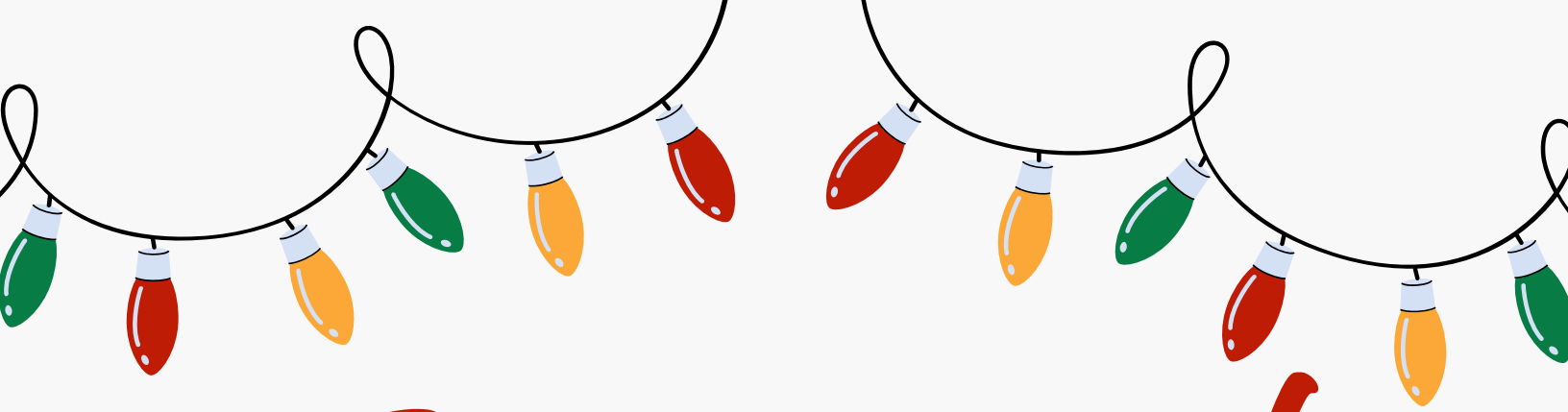


God Sightings

God brings love, light and hope to the world every day. It is so awesome to see Him at work all around us. Let's each share one way we have seen God at work this Christmas season.

After you have shared your God Sighting, add a lightbulb to the string of lights on the tree and turn it on.

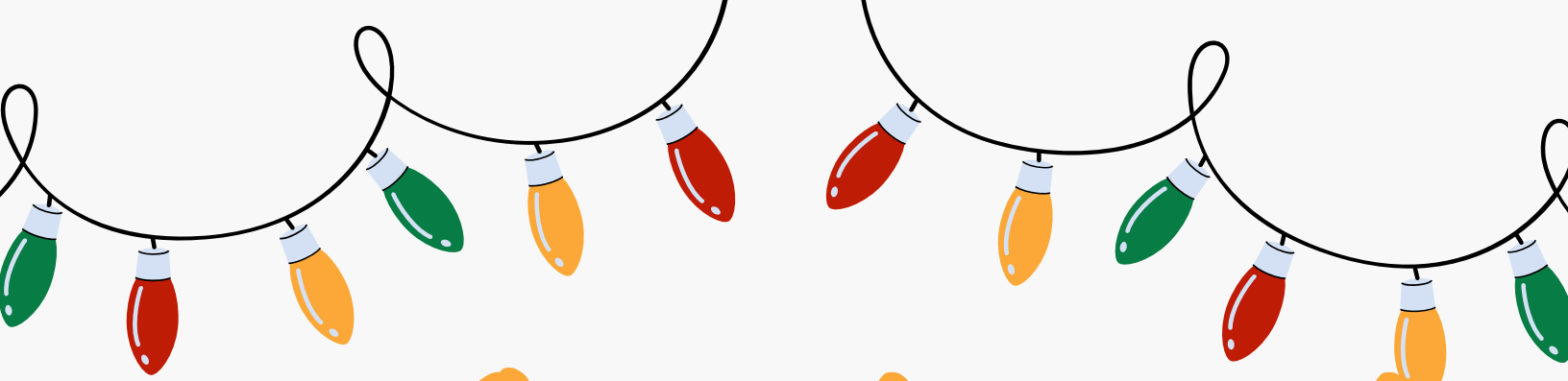
As a family, thank God for the ways He is at work.



Fingerprint Prayers

Use the spinner to choose what to pray for... and then pray.

When you have finished your prayer, put your finger in the paint and leave a fingerprint on the star as an 'amen'.



A Sweet Treat

Now it's time to enjoy a sweet treat!

Using the supplies provided, make
yourself a Snack Mix.

As you savour the taste, be reminded
of how sweet Jesus' love is.

CRACK THE CODE

367 8686 968 47 2676 8447 329
46 843 2489 63 32843 2 7284687.
946 47 247478 843 5673.

LUKE 2:11

CRACK THE CODE

367 8686 968 47 2676 8447 329
46 843 2489 63 32843 2 7284687.
946 47 247478 843 5673.

LUKE 2:11

CRACK THE CODE

367 8686 968 47 2676 8447 329
46 843 2489 63 32843 2 7284687.
946 47 247478 843 5673.

LUKE 2:11

LUKE 2:11

LUKE 2:11



Dear Jesus,

Dear Jesus,


PRAYER SPINNER


Paste this page onto cardboard/cardstock and cut out both pieces.

Using a hole punch, punch a hole through the black hole in the base of the pointer.

Use a push pin to attach the arrow to the X in the centre of the circle. Remember to leave space for the pointer to move freely (don't push the pin all the way down).

*You may need to add extra cardboard under the circle so the pin doesn't stick out the back.







INGREDIENTS

- Popped Popcorn
- White Chocolate Wafers
- Miniature Pretzels
- Christmas M&Ms
- Christmas Sprinkles
- Miniature Marshmallows

INSTRUCTIONS

Combine popcorn, pretzels and M&Ms in a large bowl.

Melt white chocolate.

Drizzle the bowl mix with melted white chocolate and toss to coat.

Add sprinkles and marshmallows.

Toss again.