

# EASTER EGG-STRAVAGANZA!

A COMMUNITY  
FAMILY EVENT

## THE BIG IDEA

Easter is a great time to invite both your church community and your neighbourhood community to join together for a fun celebration of the greatest story of all time! Host this fun family event on the Saturday between Good Friday and Easter Sunday. Families will travel together through a ton of fun stations - playing games, enjoying Easter activities, eating snacks, and collecting 12 numbered eggs which will enter them in the big door prize draw! Then, they'll gather all together for exciting music, games, a presentation of the Easter story, and prizes! Finish it all off with a treat bag for all the kids and an invitation to come back again!

## REGISTRATION

Make sure you collect the contact information of each family that attends your Eggstravaganza! A simple check-in at the entrance of the event gives you opportunity to collect some basic contact details and get an acknowledgement that photos will be taken during the event for celebration and promotional purposes. Assign some greeters to welcome guests as well as the registration volunteers collecting the information and giving instructions. Explain to families that they will also be 'on an egg hunt' as they visit the stations and enjoy the games, crafts and activities. 12 stations will be designated as "egg hunt stops" and will give them a plastic numbered egg that will enter them in the prize draw at the gathering at the end of the event. Give families a basket, bag, or egg carton to collect their eggs in. Let families know that the event will end with a gathering time all together in a main space. Let them know what time they should expect stations to close and the gathering time to begin.

## SAMPLE SCHEDULE

1:00 - 1:30pm	Registration
1:00 - 2:30pm	Stations are open
2:30 - 3:00pm	Gathering & Prizes (Stations closed)
3:00pm	Treat Bags/Easter Bunnies and Farewell

# EASTER EGG-STRAVAGANZA!

## STATIONS

Choose as many stations as you have room and volunteers to run in your space.

Some stations require a treat/prize. Give these out to station volunteers accordingly.

Assign any 12 stations as "Egg Hunt Stations" who will also give families a plastic numbered egg. Families can collect eggs to a maximum of 12. [Number eggs ahead of time and divide them among the stations. Keep a list of eggs that were assigned to each station, and before the draw check the lists against the eggs remaining at that station, making sure the number you select for the prize has indeed been given out during the event!]

## COLOURING CONTEST

Set up tables with crayons, pencil crayons, markers and one of the attached colouring sheets. Set age categories for the prizes and draw one winner from each age category at the gathering time. Suggested prizes are colouring books, marker sets, art kits, etc.

## FACE PAINTING

Set up a face painting station (experience shows you'll need a number of face painters to keep up with the line!). Have a pre-determined list of four available designs with pictures of each available for kids to choose from, and train face painters in each of the four designs. Don't forget mirrors so kids can check out their faces!

## GUESS THE EGGS

Set out a few jars with different types of Easter candy/chocolate and sheets for guessing how many are in each jar. Announce the winner at the gathering time at the end of the event and give the jars away as prizes.

## LOLLIPOP PULL

Predetermine a winning number of lollipops that correspond to a number of prizes/treats you have purchased for this station. Mark these lollipops on the bottom of the stick with a marker/piece of painters tape. Stick these lollipops along with a number of unmarked lollipops into a piece of styrofoam. Guests choose a lollipop - if theirs is marked, they keep the lollipop and win an extra treat. If it's unmarked, they keep the lollipop!

## EGG ROULETTE

You'll need 2 brave volunteers for this game! One will help families choose an egg and give out the treats, the other will sit and have eggs broken on their head!

Ahead of time, select the number of "winners" you will have that corresponds to the number of treats/prizes allotted to this game. (If you have 50 chocolate bars assigned to this game, you can have 50 winners.) Leave that number of eggs unboiled.

Boil all the remaining eggs, up to the projected number of children you think will have participating (e.g. 100 children = 50 boiled eggs in addition to the 50 unboiled eggs).

# EASTER EGG-STRAVAGANZA!

Each child from a family will choose an egg from the random selection of boiled and unboiled eggs provided and break it on the activity peeps' head. The goal is to break a raw egg on the head of the volunteer.

If the egg was boiled, families move on to another station! If the egg was raw, they receive a corresponding extra treat/prize (suggestions: Ring Pop, Silly Putty Egg, Easter Pencil, etc.)

## EASTER BUNNY HOP

Have four people compete at a time in this challenge. Give each participant two sport wrist bands to which you have attached clip on pedometers, and have them put them around both ankles. Set a timer for 60 seconds and have participants hop up and down as fast as they can for the whole minute. At the end of the time, add the totals they have accumulated on both pedometers. The bunny with the highest total wins a small treat/prize.

## CANDY SHISH KABOBS

Set out several bowls of gummy candy options (use tongs for each bowl) and some wooden shish kabob sticks. Families can work together to make a candy shish kabob. Make sure you tell families to add a solid ju-jube or gummy at the top to cover the sharp end of the stick. Provide plastic bags and twist ties so they can take their treats home safely.

## EASTER CUP CHALLENGE

Make four stacks of plastic cups, each having 29 of one colour and 1 cup of a different colour at the bottom. Four participants can compete at a time in this challenge. They must move the odd-coloured cup all the way to the top of the stack by taking the top cup off and putting it on the bottom using their right hand, then moving the new top cup to the bottom using their left hand, then right, left, right left, until the odd coloured cup reaches the top. The person whose odd-coloured cup reaches the top first wins a small treat/prize.

## BALLOON STATION

Rent a helium tank and give out helium balloons that you tie to kids wrists during the event. They look absolutely fabulous in the crowd at the gathering time at the end! As an alternative, use balloons and balloon sticks to give balloons out to your participants. Option: Tie a small card to the balloon with your Easter Service time, a QR code to your website, or an announcement about a future family event.

## COOKIE/CUPCAKE DECORATING

Ask congregation members to make plain, undecorated sugar cookies or cupcakes. Provide icing, sprinkles, chocolate eggs and bunnies, sugar eggs, peeps, cupcake toppers, or any other toppings you can think of and have families decorate (and eat) some sweet treats together! Or, hire a cupcake/cookie decorator to make custom creations for everyone live at the event as they choose their toppings.

## DRINK STATION

Provide bright coloured Kool-aid jammers, water, and maybe even some tea and coffee for parents at this station! Use cups with lids to prevent spills!

# EASTER EGG-STRAVAGANZA!

## POPCORN BAR

Order a variety of flavoured popcorn and have volunteers serve families the flavour of their choice. Or, pop some plain popcorn and offer a variety of topping shakers to customize the flavours!

## EASTER CAFE

Combine #10-12 in one room as an "Easter Cafe". Set up the room with colourful tables, and offer a place for people to sit and chat. Be sure to assign a couple of volunteers as cafe greeters to interact with families!

## PHOTOS WITH THE EASTER BUNNY

Set up a simple Easter photo booth backdrop using 6 coloured tablecloths with a rope threaded through the top like a shower curtain and hang with 3M hooks. Provide some Easter photo props and some fun frames. Have families take their one photos or assign a photographer to take them and use this as a way to follow up with families from the event. If you can get a costume, add to the fun by offering photos with the Easter Bunny!

## EASTER BINGO

Download an Easter bingo template, such as the ones found at [playpartyplan.com](http://playpartyplan.com) or make your own. Give families a small cup of Smarties or Easter M&Ms to use as markers and give a small treat/prize to the first to get "Bingo" in each round!

## PICK A PLATE

Set up a 10x10 grid of brightly coloured 7" dessert plates on a wall in your building. Mark a predetermined number of plates with a sticker or the word "PRIZE" on the back which corresponds to the number of prizes/treats you have available at this station. Have families choose a plate. Lucky plates win a prize!

## LUCKY EGG POND

Glue magnets to a ton of plastic Easter eggs ahead of time and fill a predetermined number of them (corresponding to the number of treats/ prizes available at this station) with a piece of paper saying "PRIZE". Give participants a dowel to which you have tied a string and magnet, and have them "fish" for an egg. Lucky Eggs win a prize!

## TEMPORARY TATTOOS

Order some Easter tattoos (like [these at amazon.ca](http://these at amazon.ca)) and have a couple of volunteers ready to apply them. Make sure you have water and paper towels available!

## PERLER BEAD EGGS

Provide an assortment of Perler (melty) beads and some pegboards. Download some Perler bead templates (at [u-creaticrafts.com](http://u-creaticrafts.com)) or let families freelance their own designs.

Remind them that the beads must be touching each other in their pattern in order for them to melt together properly! As an alternative, purchase prepackaged Perler egg kits from Dollarama in this year's Easter supplies. Have volunteers on hand to iron the finished designs so they can be taken home!

# EASTER EGG-STRAVAGANZA!

## HULA HOOP CONTEST

Buy several bright coloured hula hoops and run some old fashioned hula hoop contests!

## BUNNY HOP RACE

Use the front lawn (if you have one) to run some bunny hop sack races! Purchase these themed bunny sacks at [amazon.ca](https://www.amazon.ca) or use some you already own! Give a small treat/prize to the winner of each heat!

## ROPE THE EGG

Set up an Easter egg rope toss game such as this one at [orientaltrading.com](https://www.orientaltrading.com). Award a small treat to kids who are able to successfully rope an egg!

## EASTER BASKET TOSS

Set up 5 Easter baskets on the floor or attach them to a board. Assign points to each basket and have families toss bean bags, plastic eggs or plastic balls, trying to score as many points as they can. Award a small treat for families scoring over a certain number of points!

## EGG-IN-SPOON RACE

Run some classic egg-in-spoon races by having kids race to carry eggs across a finish line. Use actual spoons and actual eggs, plastic spoons and plastic eggs, or order a set like this one at [amazon.ca](https://www.amazon.ca). Give a small treat/prize to the winner of each round!

## PIN-THE-TAIL-ON-THE-BUNNY

Download a bunny image like this one at [etsy.com/ca](https://www.etsy.com/ca) or make one yourself and stick it to the wall. Print out 'tails' for each participant on sticker paper, or stick them with tape. Blindfold kids and have them try and get the bunny tail as close to the actual tail as possible. At the gathering event at the end, give a prize to the person who came the closest!

## HOP TO IT!

If your budget and space allows, rent some inflatable bouncy castles, slides, obstacle courses, etc. Place these on your front lawn to attract families and let families burn off some energy playing together!

## EASTER TIC-TAC-TOE

Make or purchase some Easter themed tic-tac toe boards (Dollarama has a couple this year!) and set up a station where kids and parents can sit, have a break and play a couple of quick games together.

## CHOCOLATE BUNNY WALK

Use pieces of card stock to make a series of numbers for the number of people you'd like to play each round. Place these in a large circle in your event space. Players stand on one of the numbers and wait for the circle to fill. When the music is played, participants walk around in the circle in one direction on the floor numbers. When the music stops, so do the players, who all make sure they are standing on a number.

# EASTER EGG-STRAVAGANZA!

The volunteer at this station then draws a number from an Easter basket and whoever is standing on that number wins a chocolate bunny! Run this game every 15 minutes throughout the event with a new group of players each time!

## ROLES

(Some of these might be an individual rather than a team, and some roles might be combined to suit the number of volunteers available; this is a suggested, but not exhaustive list!)

- **EVENT HOST**  
Leads all teams; plans event; assigns roles
- **PRAYER TEAM**  
Prays for families who will join the event, both before and after
- **ADVERTISING TEAM**  
Designs posters and social media ads, makes announcements, email and social media contacts, front lawn advertising, etc.
- **SHOPPING & DECORATING TEAM**  
Shops for all necessary supplies, maps out event, decorates space
- **SET UP CREW**  
Following the plans of the event host and decorating team, sets up the event
- **WELCOME & REGISTRATION TEAM**  
Friendly first face, collects contact information, gives instruction for event
- **ACTIVITY PEEPS (Station Volunteers)**  
Run the activity stations as assigned
- **HOPPY HOSTS (Greeters)**  
Welcomes families, friendly face, answers questions, gives directions
- **HEAD BUNNY (Volunteer Coordinator)**  
Finds volunteers, manages volunteers at stations at event, thanks volunteers after the event
- **STAGE HOSTS (for Gathering Time)**  
Leads songs, crowd game, gives devotional, door prizes, announcements, final prayer
- **TECH CREW (for Gathering Time)**  
Runs sound and video
- **PRIZE & FAREWELL TEAM**  
Gives out the final chocolate bunny/loot bag; invites people back; friendly farewell
- **CLEAN UP CREW**  
Gets the building back in order after the event
- **FOLLOW UP TEAM**  
Keeps connection with families after the event

# EASTER EGG-STRAVAGANZA!

## THE GATHERING TIME

After your pre-determined event time ends, close all stations and invite families to join together in your main space. Suggestions to include during this time:

### MUSIC/SINGING

Purchase the Easter music videos ("Hope is Alive" or "O Happy Day") in the [Media Pack](#) from Orange's Easter Jam 2023, choose your own live music with lyrics on screen, or download a lyric video such as one from [worshiphousekids.com](http://worshiphousekids.com).

### CROWD GAME

Play a crowd-wide all-play screen game such as [this one](#) from WorshipHouse Kids or an offscreen game such as:

**"Lucky number!":** Everyone starts standing, chooses a number between 1 and 6 and holds up that number of fingers. Stage leader rolls a large die and everyone who matches their roll stays standing - everyone else sits - last person standing wins!

Or

**"Do this, Do that!":** In this game, the leader must call out action commands, either "do THIS" or "do THAT". The actions should be moving their straight arms into various combinations of:

- up,
- out to the side, or
- down by their body.

If the leader says "do THIS", everyone must mirror the action but if the caller says "do THAT", everyone must freeze and NOT follow the action. Anyone who follows the "do THAT" action is out (sits down), as is anyone not following the "do THIS" actions. If everyone is easily following the action directions, speed up the frequency they are changed by the leader. Last one standing wins!

### EASTER STORY

Share the Easter Story using one of the following, or an idea of your own!

1. Use the Easter Story video in the in the [Media Pack](#) from Orange's Easter Jam 2023.
2. Use the numbered eggs families are holding for the prize draw as an object lesson telling the easter story. Ask families who have the colour egg you are talking about to hold it up in the air as you talk about each colour. \*If you find it difficult to hold the attention of the room through the object lesson, draw a prize with that colour egg in between each point\*:
  - **BLUE** reminds me of of creation - of blue skies and water! It reminds me that God created the whole world. And he created us to be his children! (Genesis 1:1; Genesis 1:27; Ephesians 2:10)

# EASTER EGG-STRAVAGANZA!

- **PURPLE** reminds me that sometimes we do things that don't please God. We call this sin. Sin hurts God, ourselves and others - kind of like a purple bruise! (Romans 3:23)
- **PINK** reminds us of how much love God has for us. He loves us so much that he sent Jesus for us! Pink is made by mixing the colours red and white, isn't it? Red reminds me of Jesus' blood that He gave when He died on the cross to take the punishment for our sins (things we do that don't please God) so that we could be forgiven! When we accept this gift of forgiveness and choose to follow Jesus, we get a brand new fresh start, which reminds me of the white! So pink reminds me of both of those things together! (John 3:16)
- **ORANGE** is sometimes the colour of dirt or clay, and so it reminds me that Jesus left Heaven and lived on the earth as a human, except he never sinned like all other people do. He gave us an excellent example to follow while he lived on earth and taught us how we should live. Jesus' example of how to live is recorded for us in the Bible! (John 1:14)
- **GREEN** reminds me of life, and of grass, trees and so many other things that grow! Green reminds me of the new life Jesus gives me when I trust Him as my Saviour and it also reminds me that I continue to grow in knowing Him as I study the Bible, pray, serve & obey Him. (1 John 5:12)
- **YELLOW** reminds me that Jesus is our light in the darkness! And also of Heaven, where the Bible tells us we will live forever and ever with Jesus when we choose to follow him with our lives! (Psalm 119:105; John 14:1-6)
- Prayer

## PRIZES & NUMBERED EGG DRAW

Award any prizes for games and contests that were run at your Eggstravaganza stations.

If you haven't drawn your numbered egg prizes during the object lesson, do that now.

## FOLLOW UP INVITATION

Invite families to join Easter Sunday celebrations at your church. Let them know about any other events and programs going on for kids through the week. Put a QR code to your website on the screen for families to scan.

## TREAT BAGS/EASTER BUNNIES AND FAREWELL

Have the "Prize & Farewell" team ready to go with loot bags or chocolate bunnies for everyone. Don't forget to tie a "come back tomorrow" tag to the treats!


Play upbeat music as families exit.




# EASTER EGG-STRAVAGANZA!




Name: \_\_\_\_\_ Age: \_\_\_\_\_



Name: \_\_\_\_\_ Age: \_\_\_\_\_



Name: \_\_\_\_\_ Age: \_\_\_\_\_



@MSTONEYART