



# We Know God More by Reading His Word



## THE MISSION AIM

God speaks to us through His Word, so we can know Him - it is the living Word.



## KEY VERSE

Psalm 119:105: "Your word is a lamp to my feet and a light for my path."



## Pre-Mission Activity



## Supplies Needed

- Using a large sheet of white paper (or more than one) write out Psalm 119:11 in white crayon; put a small dot on the top of the page(s) so that you can direct recruits to the front of the page; have a large enough sheet of paper to share or several smaller sheets
- (Psalm 119:11 – I have hidden your word in my heart that I might not sin against you.)
- Water paints
- Paint brushes
- Newspaper for the tables
- Extra white paper
- White crayons
- Bibles
- Bible verses around the room (for children to have verses to refer to during frozen tag) – choose some of your favourites

## Directions

**SAY:** Today we are going to be looking at why we should read God's Word, the Bible. One of the verses in the Bible tells us that we should hide God's Word in our hearts so that we don't sin against Him. Your task is to make that hidden word come to life. I have some papers here with a simple small dot in the top corner. I'd like you to make sure your paper has the dot facing up and paint over the page completely with some paint.

**DO:** Have recruits paint over the pages to discover a word of Scripture. Have the recruits read the verse aloud.

**SAY:** You can create your own hidden verse by using the Bibles here to find a verse and writing it out in white crayon. Then you can take it home if you'd like and have someone try to find it or you can paint over it here.

**SAY:** Whoever wants to play frozen tag now can come on over. The plan is to play a regular game of frozen tag. So you run, get caught, freeze and wait for someone to set you free BUT the trick to being set free is that you need to say a verse of Scripture to the person who rescues you before you can get back in the game. Now don't be too worried. There are some verses around the room that are my favourites if you need them.

**DO:** Choose someone to be "It" and say "Go"



### Mission Uplink 1



Have ready YouTube playlist: "Season 1 - Basic Training Episode 1: We Know God More by Reading His Word"

Play "Basic Training (S1) Episode 1 (1/4)". Episode begins with the *Ready to Serve* theme song, followed automatically by the MISSION # 1 VIDEO. Pause the video when the MISSION # 1 CARD appears on screen and remains as you and your recruits complete Mission # 1.

If using PPT for video, have BT-Episode\_1-Know\_God\_Thru\_His\_Word.pptx ready and play slide one. Pause on the MISSION # 1 CARD so you and your recruits can complete Mission # 1.



### Mission #1



### Supplies Needed

- The following Bible references written on pictures of treasure chests (template is included on pages 8 and 9) and sticky tacked to Bibles (i.e. use something that will come off easily, one reference per treasure chest) – Psalm 119:105; Psalm 119:9 & 11; Psalm 119:28; Psalm 119:89-90; Psalm 119:97; Psalm 33:4; 2 Peter 1:3; Romans 15:4; 2 Timothy 3:16; **if you have fewer children feel free to use fewer verses but be sure to include Psalm 119:105 as it's the key verse**
- Hide Bibles around your meeting space or place the treasure chest references in a number of Bibles that are spread around the room that you are meeting in (if you feel that there is no space for hiding Bibles that is appropriate for your group)
- Pencils
- Large poster size outline of a Bible on the wall for sticking treasure chests (one side will have information for Mission # 2 and one side should be blank for this session)
- Tape
- Paper cut to the size of bookmarks (one per recruit)
- Items to decorate the bookmarks such as: stickers, foam pieces, crayons, wool, etc.
- Glue
- Yarn
- Phone or device to take a picture of the Intel gathered to send back to the team





### Mission Assignment

**SAY:** The team sure hit the nail on the head when they said it's tough to be disciplined in reading the Bible. It's especially tough when there are so many things that we can give our attention to...like the internet, television, homework, church activities. It is really hard. That's why I think this first mission is so important because it helps us to understand WHY reading the Bible is so helpful. So let's have a drum roll for mission number one please... (Reading mission card from satellite uplink) "Search the Bible to find out why it is so important and so helpful."

**SAY:** The Bible has so many hidden treasures in it. It's unbelievable that we can read the Bible for a lifetime and still find new things to learn. Speaking of treasures, I've heard that you're being sent on a treasure hunt for Bibles. Throughout the \_\_\_\_\_ (room, gym, church, basement – wherever you have placed the Bibles with references) there are some "hidden" Bibles. Now I know that there are Bibles all over the place here but, these ones are special, on the front cover of them, there is a treasure chest with a Bible reference written on them. Your task is to go with a partner, find ONE Bible, look up the verse that is listed on it and then write down on the treasure chest one or more pieces of information that the verse tells you about how important it is to read the Bible. Please write as large as you can. There will be people around to help you look up your verses if you need help and if necessary to help you find a Bible. Please come back when you hear the whistle (whatever works for you). Please take a pencil as you head out on your treasure hunt.

**DO:** Give any precautionary instructions i.e., "Don't go into the chapel as there is a meeting"; "Keep your voices down", etc.

**SAY:** Go treasure hunters. See you back here at the sound of the whistle (or whatever you have decided upon).

**DO:** Make sure you station people around the areas where the Bibles are hidden to provide assistance as needed. As teams return to the room, have them stick their treasure chest on the blank side of the large Bible posted in the room. Then they can begin designing bookmarks by colouring them, gluing foam pieces on them etc. just warn them that they will be needing space to write on their bookmarks. Give the teams about 5 – 7 minutes and then round them all up.

**SAY:** Now that we have all returned with our treasures, let's take a moment to find out what everyone has discovered about reading the Bible. Before we start on the list here, those of you who did the pre-activity, what did we find out about reading the Bible (Psalm 119:11 it helps us learn right and wrong so that we don't sin).

*Potential responses – Psalm 119:105 – the Bible is a light, a guide for right and wrong; Psalm 119:9 & 11 – staying pure; Psalm 119:28 – gives us strength; Psalm 119:89-90 – God's Word lasts forever; Psalm 119:97-101 – wisdom, insight, understanding, kept from evil; Psalm 33:4 – it's right and pure; 2 Peter 1:3 – everything we need is given to us through our knowledge of Him; Romans 15:4 – teaching and hope; 2 Timothy 3:16- it is from God and can teach, rebuke, correct and train us in righteousness*

**DO:** Read the information that the recruits have written on their treasure chests.

**SAY:** I'd like to emphasize Psalm 119:105 because it is our key verse. It says, "Your word is a lamp to my feet and a light for my path." The Bible is our guide. It shows us the truth.



**SAY:** Say, you've done some great research here that is sure to help Sophie and Simon in understanding just how important God's Word is. I think that we often need our own reminders too. So, now that you have started decorating your amazing bookmarks, take the time to write down at least three reasons why it's important to read the Bible so that you too remember why you're doing this. PLEASE INCLUDE PSALM 119:105 as one of your three. It is after all our key verse this week.

**DO:** Give the recruits a chance to work on their bookmarks for a few minutes and provide assistance for anyone who needs help with the writing.

**SAY:** You have been so busy working but we'd better get this information back to the Recon Team. Let me just take a snapshot of our chart with my phone and send your Intel back to them.

**DO:** Pretend to send the information on.

**SAY:** Okay they should have that by now. Let's get back to the team and find out what they've been up to.



### Mission Uplink 2



**YouTube:** Play "Basic Training (S1) Episode 1 (2/4)". Pause the video when the MISSION # 2 CARD appears on screen and remains as you and your recruits complete Mission # 2.

**PPT:** Click to advance to next slide. Pause video when MISSION #2 CARD appears on screen and remains as you and your recruits complete Mission #2.



### Mission #2



### Supplies Needed

- Copies for each recruit of Paraphrase of Psalm 19:7-11 (see attachment on page 10)
- Paper
- Crayons
- Pencils
- Plasticine
- Variety of versions of the Bible
- Cell phone or other tool to send information back to the Recon Team



### Mission Assignment

**SAY:** Doesn't the team have some wonderful ideas of how to read the Bible? What I like most is that they are being honest about how hard it can be. I think that our next mission will be really helpful for us and particularly for Sophie and Simon. Let's have a drum roll please...



(Reading mission card from satellite uplink) **“Recruits, find out a bit about David, a young shepherd boy, read one of his Psalms and reflect on ways that you can make reading the Bible and connecting with God an important part of your day.”**

**SAY:** As you’ve just heard, David was a young shepherd boy who absolutely loved God and His laws. One of the things that he often did was write songs to God. Some of the songs that he wrote were written in the Psalms. Here is one that has been reworded a little just to help us understand it. It is Psalm 19:7-11. Listen to what David said about God’s Word.

**DO:** Read the paraphrase of Psalm 19:7-11.

**SAY:** Now, I’m going to give you a copy of this Psalm. Your task is to choose an activity that will help you remember what this Psalm says and how it can help to change your life. You can do the activity by yourself or with a partner. You can draw, use plasticine, write a song, write down questions, read other versions of the Psalm, write a poem, act it out or choose your own idea to help you remember what it says. The activities are listed up on the other side of our Bible that we used for our first mission so that if you forget what to do your choices are there.

**DO:** Share the following 8 activities that your recruits can do to follow up on reading Psalm 19, beside each in italics there are some ideas of how they can be used. If you feel more comfortable just giving the recruits one or two options please feel free to do so or do a couple of options together as a whole group.

**SAY:** So your task is to read over this Psalm yourself and:

- 1. Draw what it makes you think of** (*you may suggest they draw a picture of a Bible and themselves with muscles to remind them that the Word keeps them strong or they might draw a picture of the Bible in a sun to remind them of how God’s Word is bright like the sun*)
- 2. Use plasticine to reflect on what it’s saying** (*you may suggest that the recruits create model of themselves with muscles and a Bible in front of them reminding them that when they follow the Bible they can grow strong*)
- 3. Write a song about it** (*you may suggest to choose a simple tune like “Twinkle, Twinkle Little Star” and then have the recruits come up with new words i.e. “God’s Word is like a guiding light, it helps me to see what’s right. When I read it, I will grow, that is why I love it so.”*)
- 4. Write down some questions or reflections you have about it** (*a recruit might say, when I think of the Bible helping me grow it reminds me that I really do need to read it every day. I wonder if my mom would help me to read it every day?*)
- 5. Read it in different versions of the Bible and write down what you think** (*you might want to have some of the older recruits do this one with a leader who can show them different versions of the Bible*)
- 6. Write your own poem about what it means to you** (*An example you might post in the room is: God’s Word can make me strong, it helps me stay out of wrong. If I obey God’s holy Word then I will really learn to do some good.*)
- 7. Think of a way to act out the Psalm** (*you may suggest that recruits have someone narrate the Psalm and then another recruit would act it out*)
- 8. Choose your own way to think about the Psalm.**



**DO:** Keep tabs on how the recruits are maintaining focus and provide leaders to assist in this activity. You may want to give the leaders a copy of the list above so that they have ideas that they can share with the recruits.

**SAY:** We just have a couple of minutes. Does anyone want to share what you did to reflect on this Psalm?

**DO:** Provide just a few minutes for sharing.

**SAY:** We have given you many ideas about what you can do to read your Bible. You can be artistic, musical, reflective, studious, and energetic. The important thing is that you read your Bible. We'll talk a bit more about that later today. For now, let's send this Intel back to the team and find out what they are up to.

**DO:** Pretend to send the information back via a cell phone or other tool.



### Mission Uplink 3



YouTube: Play "Basic Training (S1) Episode 1 (3/4)". Pause the video when the RTS SHIELD appears on screen and remains as you and your recruits complete the Field Mission Project.

PPT: Click to advance to next slide. Pause video when RTS SHIELD appears on screen and remains as you and your recruits complete the Field Mission Project.



### Field Mission Project



### Supplies Needed

- Basic Training in God's Word Chart for each recruit (see attachment page 11)
- Computer if available to show the recruits how to access the God & Toast Daily Devotions free download from [CANBDAYouth.com](http://CANBDAYouth.com). (RTSrecruits.ca is no longer available)

### Mission Project

**SAY:** Well recruits you have worked very hard today and now is the time for you to begin the journey into God's Word. You have heard many options about how you can reflect on God's Word today and during one of our video segments Sarah reminded us of the website for RTS that has daily devotionals on it. So... here is your challenge: For the next week, I challenge all of us, leaders included, to read five out of seven days of devotionals and to do one of the activities that we listed today for each of them. I have a chart here for you which you can fill out and bring next week.

**DO:** Show the chart to the recruits and take any questions.

**SAY:** The Word of God is living and active. Let's use it this week to learn, grow, to be ready to fight against Satan and to be closer to Jesus by all we read from His Word.





### Prayer Huddle



YouTube: Play "Basic Training (S1) Episode 1 (4/4)". Pause the video when the PRAYER HUDDLE CARD appears on screen and remains as you and your recruits complete the prayer huddle.

PPT: Click to advance to next slide. Pause video when PRAYER HUDDLE CARD appears on screen and remains as you and your recruits complete the prayer huddle.



### Supplies Needed

- Psalm 19 Prayer posted on the wall (see attachment on page 12)

### Directions

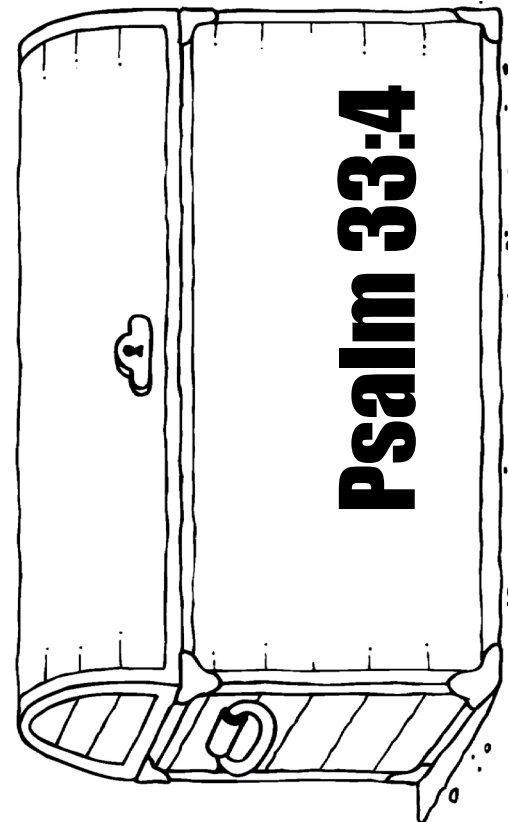


**SAY:** Before we head out we really need to have some time to pray. One of the really neat things about the Bible is that we can use its words to pray as well. On the wall I've posted Psalm 19 and made it into a prayer. I'd like us to kneel down and face the poster. Let's pray this prayer together.

**DO:** Pray a blessing over the recruits as they head out.


**SAY:** Have a wonderful week and remember to read your Bible every day. It will help you grow.

### NOTES











**2 Peter 1:3**



**Romans 15:4**



**2 Timothy 3:16**

## Psalm 19:7-11

God's Word is perfect  
It can make me strong  
God's Word can be trusted  
It can make even a young person wise.

God's Word is right  
It gives me joy.  
God's commands are like the bright shining sun  
They give light to my eyes.

Obeying God makes me pure.  
His laws are sure and absolutely holy.  
His words are more precious than gold,  
they are sweeter than honey.

His laws warn us and by keeping them  
we are rewarded.

([www.biblegateway.com](http://www.biblegateway.com))

## Psalm 19 Prayer

Dear God,  
I know your Word is perfect and  
it can make me strong.  
I know that it can be trusted and  
can make me wise.

I know your Word is right  
And it gives me lots of joy.  
Your commands are like the bright shining sun  
They give light to my eyes.

Please help me to obey you so that  
you can make me pure.  
I know your laws are sure and absolutely holy.  
Your words are more precious than gold,  
they are sweeter than honey.  
Your laws warn me.  
Please help me to keep your laws so that  
I can show you how much I love you.

Amen

**Ready to Serve**  
**Basic Training in God's Word**

Use the [www.RTSrecruits.ca](http://www.RTSrecruits.ca) site to find readings for each day. The following activities could be used for your Bible reading.

1. Draw what it makes you think of OR
2. Use plasticine to reflect on what it's saying OR
3. Write a song about it OR
4. Write down some questions or reflections you have about it OR
5. Read it in different versions of the Bible and write down what you think OR
6. Write your own poem about what it means to you OR
7. Think of a way to act out the Psalm

Bible Reference	Activity	Thoughts	Questions