



We Know God Responds



THE MISSION AIM

Prayer is active – it brings about action. (On God’s part and on our part.)



KEY VERSE

Jeremiah 33:3: “Call to me and I will answer you and tell you great and unsearchable things you do not know.”



Pre-Mission Activity



Supplies Needed

- Supplies for flip phones (see segment 1) if not prepared prior to class
- Lord’s Prayer relay game pieces from Lesson 2
- Current newspapers
- Scissors
- Tape

Directions

DO: Have recruits create flip phones for mission assignment #1 if not completed already

DO: Feel free to have the recruits participate in one or both of the activities listed below.

SAY: How did everyone do in memorizing the Lord’s Prayer last week? I thought we’d get out our puzzle pieces and give you a chance to piece the prayer together again. Here are the two puzzles. Divide yourselves into two groups, put the puzzle together and then, once it’s together, say it aloud as a group. Once you’ve said it together, start taking pieces of it away so that you can see how well you’ve done memorizing it.

OR

SAY: Today we are going to be talking about how God answers prayer. There are so many people in our world and community who need our prayers. While we are waiting for everyone to arrive, I’d like you to look through the newspapers and find articles that show people in need of our prayers. Once you have found an article, cut it out and tape it to the wall. Keep working until we are ready to begin RTS for the day.



Mission Uplink 1



Have ready YouTube playlist: "Season 1 – Basic Training Episode 3: We Know God Responds"

Play "Basic Training (S1) Episode 3 (1/4)". Episode begins with the *Ready to Serve* theme song, followed automatically by the MISSION # 1 VIDEO. Pause the video when the MISSION # 1 CARD appears on screen and remains as you and your recruits complete Mission # 1.

If using PPT for video, have BT-Episode_3-We_Know_God_Responds.pptx ready and play slide one. Pause on the MISSION # 1 CARD so you and your recruits can complete Mission # 1.



Mission #1



Supplies Needed

- Large picture of a cell phone text message screen for recruits to post their sticky note responses on
- Sticky notes
- Pencils
- Bibles
- The following references printed out to share with partners – you may want to write out a couple extra of each verse in case some recruits finish up early and need to work on a second one - *Isaiah 65:24; Jeremiah 33:3; 2 Chronicles 7:14-15; Mark 11:22-25; Psalm 18:6; 1 Peter 3:12a; Philippians 4:6-7 (Optional: Matthew 7:7-11 - God gives good gifts to those who ask.)*
- Prepare another leader to follow the script below with the cell phone interruption
- Two working cell phones (one left on)
- Cell phone template – See attachments on pages 8 and 9, scissors, glue/tape (Instructions on how to cut and fold are included on the template page. You can choose to print either a colour version or a black and white version on which the recruits can add colour. You may wish to have some recruits put these together during the pre-activity.)



Mission Assignment

SAY: Oh dear, what a mess the team is in. But to think that God knew exactly what was happening and was answering their prayers in the midst of their unbelief. I think the team is right! We really should look into how we know that we can count on God's faithfulness. We need to be reassured that even when we don't seem to be getting an answer or seem to be getting a different answer than we expected that He is faithful. So... let's hear a drum roll please... (Reading mission card from satellite uplink) "Recruits, use the Bible to find out what it says about God hearing us when we pray."

SAY: Here's the plan. We have quite a few verses to look up so let's get into partners and I'll give you a reference to look up. Once you have found it, read it together and see what it says about God hearing our prayers. Of course if you're stuck, get one of the leaders to help you out. When you have an idea about what it says, write your thoughts on this sticky note here, and in large letters include where it is found in the Bible. Once you are done, go and put it on the phone that's posted on the wall. If you are done before the others, come and see me and I'll give you another reference to look up.



DO: Have leaders helping the group AND a few minutes into it all, have another leader call your cell phone (or someone else's) – just make sure the phone is on and use the following script.

SAY: Oh my goodness I forgot to turn my phone off. I'm so sorry everyone. Let's just ignore it. I'm sure it can't be that urgent.

DO: Hang up and have the caller call again.

SAY: I'm terribly sorry. I guess I really should answer it.

DO: Answer the phone and put it on speaker phone for all the recruits to hear.

SAY: Hello.

DO: Have the caller use the following script.

Caller: Hello, I've been trying to call you. I have a very important message for the recruits today but you weren't answering your phone.

Leader: I'm so sorry we're in the middle of RTS and we really didn't think that an interruption was a good idea. By the way, who is this?

Caller: I'm a messenger from God.

Leader: Oh my I'm so sorry.

Caller: It's okay but God does want you to hear what He has to say. His word in Jeremiah 33:3 says, "Call to me and I will answer you and tell you great and unsearchable things you do not know." He wants your recruits to really understand that when they pray to Him, He will not only answer them but He will tell them through their minds and hearts the amazing things that He wants to do.

Leader: Wow! I'm so glad you kept calling me so that the recruits could hear that wonderful message from God. I guess we should go now and find out even more about what He has to say to us through His word. Goodbye.

Caller: Goodbye.

SAY: Did you hear that recruits? I think we'd better put that down as one of our text messages. God promises that not only will He hear our prayers but He will answer them AND tell us things that we may not even know. Amazing!

SAY: Now, let's keep looking up our other references and get this phone filled with messages from God.

DO: Give the recruits some time to look up their references.

SAY: I think we have a pretty full text box up there. Let's review what we've found out. Before we even pray God is answering and hearing (*Isaiah 65:24*). When we pray to God He promises



to answer and even to tell us things in our heart that we could never have known. (*Jeremiah 33:3*) God says that He will hear our prayers. (*2 Chronicles 7:14-15*) We also discovered that if we truly believe that what we are praying for is right then God will answer. (*Mark 11:22-25*) We heard David from the Old Testament say that when He called on God for help, that God heard his cries. (*Psalms 18:6*) God says that He will answer the prayers of those who try to follow His ways (*1 Peter 3:12a*). And finally we found out that God will give us peace when we take our worries to Him in prayer and thanksgiving. (*Philippians 4:6-7*)

SAY: That was a lot of work and you were fantastic in doing your research. Since there were so many verses to look up I want you to write down three of the references so that you can look them up this week as a reminder of God's promise to hear your prayers. I have these handy dandy cell phones for you to write down your references. Just flip them open and write the 3 references in your display window at the top under 'God will answer'. You don't need to write the whole verse, just where it is found in the Bible. While you're doing that, I'll send this information back to the team.

DO: Give the recruits a couple of minutes to write the references.

SAY: Well, mission 1 is accomplished and sent through to the team. Let's go back and see what they are up to.



Mission Uplink 2



YouTube: Play "Basic Training (S1) Episode 3 (2/4)". Pause the video when the MISSION # 2 CARD appears on screen and remains as you and your recruits complete Mission # 2.

PPT: Click to advance to next slide. Pause video when MISSION #2 CARD appears on screen and remains as you and your recruits complete Mission #2.



Mission #2



Supplies Needed

- Copy of Acts 12:1-19 with actions (see attachment page 10)
- Created cell phones
- Pencils



Mission Assignment

SAY: You've been sitting for a little while so before we even look at the next mission, let's play a little game. It's called 'Yes, No, Wait'. Everyone line up on this side of the room. _____ (name of a person) will be on the other side of the room. All of you will call out, "What is the answer to our prayer?" and _____ will either say 'yes', 'no' or 'wait.' If he/she says 'yes', you may take five steps forward, if he/she says 'no' you must stay



where you are and if he/she says 'wait', you must count to 10 and then move forward three steps. However, if he/she says 'battle' at any time after you have asked your question, he/she can turn around and try to catch you. If you get caught, you will be the person to say 'Yes', 'No' or 'Wait'.

SAY: Alright, recruits, it's time to get back to work here. Let's get right to second mission (reading mission card from satellite uplink.) "This is a tough one recruits but we need you to find out how God responds when we pray."

SAY: Hey, that ties in perfectly to the game we just played. Sometimes God answers 'yes', sometimes 'no' and sometimes 'wait.' I do know that He answers and when the answer isn't what we are expecting that we need to remember that He has a bigger plan for us. We also need to remember that when we pray we are asking God to fight for things that are good and right and Satan just doesn't like that. Battles are happening when we pray. Let's find out about someone whose answer was a very clear "yes". The person I'm going to tell you about is Peter. Check out his incredible prayer story.

SAY: I'm going to read the story of Peter for you from Acts 12. As I read, I'll be stopping in certain parts for you to do some actions or say some things. Are you ready?

DO: Read the script from Acts 12 and have the recruits respond with actions and words.

SAY: Wasn't that an incredible answer to prayer? That was certainly a 'yes'. God took Peter from prison to his friend's house by having his chains fall off and an angel led him out the door of the prison. Amazing! That sure is a great answer. Now as we said earlier, that is just one possible answer to prayer. We heard from the Recon Team earlier that in Daniel 10, the answer to Daniel's prayers seemed to be more of a 'wait'. Angels had to battle with Satan for His prayers to get through. Waiting can be really hard, but as we read earlier, God does hear us and we need to trust that waiting is okay.

SAY: In our game we played we heard 'yes' and 'wait' but what was the other answer that we sometimes hear from God? *(No)* That's a really tough one. But, I can tell you that God is a good God and if He says 'no' to us then it means He has a very good reason. Some of you may know the story of Jesus just before He was to go to the cross and die for our sins. He knew that He had to die for us to be forgiven, but He really didn't want to die on a cross and take on all of our sin. That was a horrible way to die. He took His friends to pray with Him. When He prayed He said to God, "My Father, if it is possible, may this cup be taken from me." (Matthew 26:39) In other words, God I don't really want to do this. Can you change the plan? We all know that God didn't change the plan, Jesus did die for us. But Jesus was okay with this because when He had been praying He also said, "Yet not as I will, but as you will." (Matthew 26:39). You see, Jesus knew that even if God answered 'no' that it would be okay. If God had answered Jesus' prayer with a "yes" then we would not be here at RTS today. We would not be forgiven for our sins.

SAY: Flip your phones open. You'll see on your keyboard the words 'yes', 'no' and 'wait' as a reminder that God does answer our prayers but it may look different than we imagine. Under each of the answers, write the names of the people we talked about who heard 'yes' (*Peter*), 'no' (*Jesus*) and 'wait' (*Daniel*). Now, type what you've just learned on your keypad and let's send this information back to the team. Great work! Mission accomplished. Let's get moving on to find out what's next on this incredible journey.





Mission Uplink 3



YouTube: Play "Basic Training (S1) Episode 3 (3/4)". Pause the video when the FIELD MISSION CARD appears on screen and remains as you and your recruits complete the Field Mission Project.

PPT: Click to advance to next slide. Pause video when FIELD MISSION CARD appears on screen and remains as you and your recruits complete the Field Mission Project.



Field Mission Project



Supplies Needed

- Have squad leaders come prepared to share answered prayers this week – from little to big, in their personal lives or from sources like Faith and Friends

Mission Project

SAY: Wow! I love how God is so keen to answer our prayers. Isn't it incredible how the children in Australia were used to answer prayer? We can be like them too. We can be answers to prayer and see answers to prayer. What an exciting mission we have next. Drum roll please. (Reading mission card from satellite uplink), "Check out answered prayers in your community and be on the look out this week for more answers."

SAY: I've asked all of the leaders today to come and share some of their answered prayers with us or prayers that they have seen answered in other places (i.e. written in Faith and Friends, etc.). Listen carefully as they tell you about what prayers they have prayed and what God's answer was.

DO: Allow some of the leaders to share their prayers.

SAY: Do any of you have any prayers that you have had answered?

DO: Allow time to respond.



Prayer Huddle



YouTube: Play "Basic Training (S1) Episode 3 (4/4)". Pause the video when the PRAYER HUDDLE CARD appears on screen and remains as you and your recruits complete the prayer huddle.

PPT: Click to advance to next slide. Pause video when PRAYER HUDDLE CARD appears on screen and remains as you and your recruits complete the prayer huddle.





Supplies Needed

- Pencils
- Created cell phones

Directions

SAY: God is good. He always answers prayer. Today, we are going to get into small groups and share our prayers for the world, our community and ourselves. As you share in your groups, write down on the back of your cell phones some of the prayers that you are asking from God.

DO: Put the recruits into small groups with a leader. Have the leaders lead the recruits in naming some specific prayers for their world, community and themselves. Remind the recruits to look at the posted articles on the wall from the pre-activity if any of the recruits completed that task. Allow the recruits to write some of their ideas on their cell phones. Have the leaders lead the recruits in prayer.

DO: Draw the groups back together by repeating Jeremiah 33:3 aloud as they finish up.

SAY: "Call to me and I will answer you and tell you great and unsearchable things you do not know."

DO: Pray for the group.

SAY: Well recruits. This has been an amazing adventure this week. Please remember, God answers prayer. As you head out this week, fill out the back of your cell phone with your prayers and God's answers. Have a great week.



Squad leader be sure to remind recruits during the upcoming weeks of their mission to pray and watch for answered prayers.

NOTES

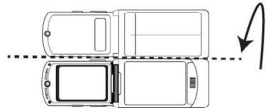




Step 1. Cut out phone



Step 2. Fold in half & glue together



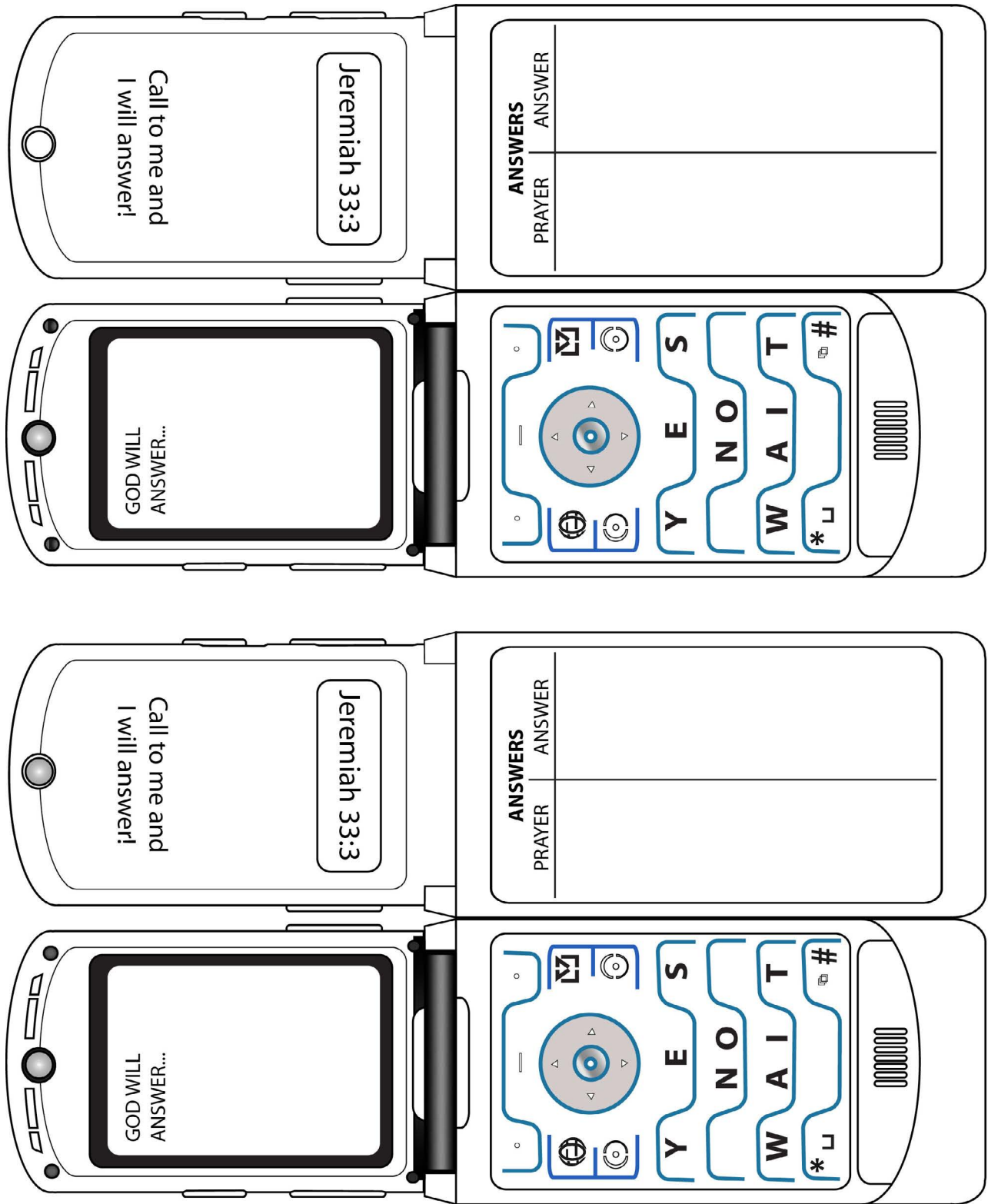
Step 3. Fold down to "close" phone



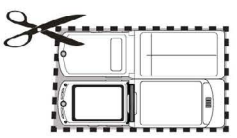
Finished!



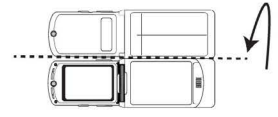
Adapted from 'Motorola Phone' by Nicholas Hall



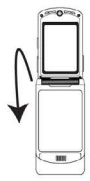
Step 1. Cut out phone



Step 2. Fold in half & glue together



Step 3. Fold down to "close" phone



Finished!



Adapted from 'Motorola Phone' by Nicholas Hall

Acts 12:1-19

¹ It was about this time that King Herod arrested some who belonged to the church, intending to persecute them. ² He had James, the brother of John, put to death with the sword. **(Show your sword)**

³ When he saw that this met with approval **(Clap hands)** among the Jews, he proceeded to seize Peter also. This happened during the Festival of Unleavened Bread. ⁴ After arresting him, he put him in prison, handing him over to be guarded by four squads of four soldiers each. **(Pretend to handcuff someone's hands together)** Herod intended to bring him out for public trial after the Passover.

⁵ So Peter was kept in prison, but the church was earnestly praying to God for him. **(Bow down in prayer)**

⁶ The night before Herod was to bring him to trial, Peter was sleeping between two soldiers, bound with two chains, and sentries stood guard at the entrance. ⁷ Suddenly an angel of the Lord appeared and a light shone in the cell. **(Stand up and put your hands on your hips)** He struck Peter on the side and woke him up. "Quick, get up!" **(Say - "Quick, get up")** he said, and the chains fell off Peter's wrists. **(Drop to the floor)**

⁸ Then the angel said to him, "Put on your clothes and sandals." And Peter did so. **(Pretend to put on clothes and sandals)** "Wrap your cloak around you and follow me," the angel told him. **(Walk in place)**

⁹ Peter followed him out of the prison, but he had no idea that what the angel was doing was really happening; he thought he was seeing a vision. **(Make a questioning shoulder shrug)** ¹⁰ They passed the first and second guards and came to the iron gate leading to the city. It opened for them by itself, **(Make a creaking sound)** and they went through it. When they had walked the length of one street, suddenly the angel left him.

¹¹ Then Peter came to himself **(Blink your eyes a few times)** and said, "Now I know without a doubt that the Lord has sent his angel and rescued me from Herod's clutches and from everything the Jewish people were hoping would happen."

¹² When this had dawned on him, he went to the house of Mary the mother of John, also called Mark, **(Walk in place)** where many people had gathered and were praying. **(Kneel down)** ¹³ Peter knocked at the outer entrance, **(Pretend to knock on the door)** and a servant named Rhoda came to answer the door. **(Say - "Hello")** ¹⁴ When she recognized Peter's voice, she was so overjoyed she ran back without opening it and exclaimed, "Peter is at the door!" **(Say - "Peter is at the door")**

¹⁵ "You're out of your mind," they told her. **(Look confused)**. When she kept insisting that it was so, they said, "It must be his angel." **(Say - "It must be his angel")**

¹⁶ But Peter kept on knocking, **(Pretend to knock)** and when they opened the door and saw him, they were astonished. **(Make an astonished face)** ¹⁷ Peter motioned with his hand for them to be quiet **(Shhhhhh! Signal)** and described how the Lord had brought him out of prison. "Tell James and the other brothers and sisters about this," he said, and then he left for another place. **(Walk in place)**

¹⁸ In the morning, there was no small commotion among the soldiers as to what had become of Peter. **(Say "What happened? What happened?")** ¹⁹ After Herod had a thorough search made for him and did not find him, he cross-examined the guards and ordered that they be executed. **(Say - "You're toast!")**