



As A Family We Need Each Other



THE MISSION AIM

To embrace our God-given differences and to celebrate One Spirit, One Body, and One Mission.



KEY VERSE

Philippians 1:4-6: "In all my prayers for all of you, I always pray with joy because of your partnership in the gospel from the first day until now, being confident of this, that he who began a good work in you will carry it on to completion until the day of Christ Jesus."



Pre-Mission Activity



Supplies Needed

- Option 1: Chart taped to the wall with three columns: How did you feel? How did the people feel whom you were sharing with? Did anyone want to know more about Jesus' family?; sticky notes, pencils
- Option 2: Parcel wrapped for "pass the parcel" with one of the Spiritual gifts written under each layer, music player
- Option 3: Puzzles of about 50 – 100 pieces

Directions

DO: Choose one of the following options:

Option 1)

SAY: Last week you were sent home with a challenge to share Jesus love through different projects during the week. How did it go? Write down on sticky notes how you felt, what you think the people you were serving felt, whether anyone wanted to know more about Jesus' family. Put your sticky note up on the chart on the wall.

Option 2)

SAY: This week we are going to learn more about our Spiritual gifts and how we as individuals play important roles in God's family. We're going to play "pass the parcel" and as you take off layers of wrap you will find various gifts that you might have to tell others about Jesus's family.

Option 3)

SAY: This week we are learning about how we as a team need to work together to share the message of Jesus' love. So...your task is to work together to complete a puzzle. Each piece is important for the whole puzzle just like each of you is important for the mission of telling others about Jesus.



Mission Uplink 1



Have ready YouTube playlist: "Season 1 – Partners In Mission Episode 2: As A Family We Need Each Other"

Play "Partners In Mission (S1) Episode 2 (1/5)". Episode begins with the *Ready to Serve* theme song, followed automatically by the MISSION # 1 VIDEO. Pause the video when the MISSION # 1 CARD appears on screen and remains as you and your recruits complete Mission # 1.

If using PPT for video, have PIM-Episode_2-We_Need_Each_Other.pptx ready and play slide one. Pause on the MISSION # 1 CARD so you and your recruits can complete Mission # 1.



Mission #1



Mission Assignment

SAY: We've been given us our first mission. (reading mission card from satellite uplink) "Recruits, your mission is to brainstorm things that we need to pray about, and then to pray." Well recruits, Michael has told us we should spend some time praying so let's get to it. We have so much to be thankful for but there are many things that we, as part of the world wide family of Christ need to pray for.



Prayer Huddle



YouTube: Play "Partners In Mission (S1) Episode 1 (2/5)". Pause the video when the PRAYER HUDDLE CARD appears on screen and remains as you and your recruits complete the prayer huddle.

PPT: Click to advance to next slide. Pause video when PRAYER HUDDLE CARD appears on screen and remains as you and your recruits complete the prayer huddle.



Supplies Needed

- Teachingkidsnews.com
- Newspapers
- Church bulletins
- Pencils
- Strips of paper to create a paper chain
- Stapler



Squad Leader, there are four video segments with this lesson instead of the usual three.

Directions

DO: Divide recruits into three groups. Each individual in the group will write or draw prayers for his/her area (world/nation, city/neighbourhood, church) of the world wide family on a piece of a "prayer chain". Of course, if there are burning prayers that do not fit in with his/her particular category that is certainly okay. Once individuals have written one prayer they will bring it to an



assigned leader who will staple it to create one large chain of prayer requests. If recruits have time, they will write another prayer. Once the allotted time is up (about 10 minutes), spend a moment and physically lift the prayer chain up to God and say a prayer with the recruits.

Group 1 (world/nation)—Have recruits use a newspaper or www.teachkidsnews.com or another website which shares news in kid language. Using this information or information that they know about the world or their nation recruits will write/draw their prayer on their slip of paper for the prayer chain.

Group 2 (city/neighbourhood)—Recruits can use a local newspaper, local newscast on the internet, word of mouth to write/draw prayers on their slip of paper for their city/neighbourhood. You may suggest that they pray for schools they go to, teachers, local emergency personnel, neighbours who are having difficulty, etc.

Group 3 (church)—Using the church bulletin or a list from the leadership of people who are shut in, ill, needing work, etc. have recruits create prayer chains for specific people at church who are in need of prayer.



Mission Uplink 2



YouTube: Play "Partners In Mission (S1) Episode 2 (3/5)". Pause the video when the MISSION # 2 CARD appears on screen and remains as you and your recruits complete Mission # 2.

PPT: Click to advance to next slide. Pause video when MISSION #2 CARD appears on screen and remains as you and your recruits complete Mission # 2.



Mission #2



Supplies Needed

- Philippians 1: 4-6 written out in large script for all to see
- Bibles
- Puzzle pieces that can be written on and can be used to create a large puzzle (mark the back so that they are used the correct way and enough for the number of groups you hope to divide your recruits into)
- Spiritual Gifts inventory for Kids – See attachment on pages 8 and 9 (one copy for each recruit)
- Pencils



Mission Assignment

SAY: The Recon team sure has it right when they say we need to work together and use the gifts that we have been given to make this world wide family the best it can be. Let's find out what our mission is: (reading mission card from satellite uplink), "Recruits, it is your task to find out what the Bible says about the gifts God has given each of us and to work together to discover your own."



SAY: Our key verse for today is written up on the chart, let's read it together... Philippians 1:4-6 "In all my prayers for all of you, I always pray with joy because of your partnership in the gospel from the first day until now, being confident of this, that he who began a good work in you will carry it on to completion until the day of Christ Jesus." Notice that it says 'because of your partnership in the gospel'. We are a team, working to tell others about Jesus and to invite them to be part of our world wide family. Let's work as a team to find out a bit more about what the Bible has to say.

DO: Divide the recruits into small groups (as many as you can with your squad helpers or older, confident recruits). Have at least two groups but preferably more. Give one group Ephesians 4:11-16 to look up and give another, 1 Corinthians 12:12-27. With more groups, double up on the Scripture references. Have recruits read the passages and write down on a puzzle piece what they understand it to say about being part of a team. When the groups are done, have them share their ideas and put the puzzle together on the wall. Add any missing pieces that you think should be addressed.

SAY: Well done team. Our mission said that we need to research the Bible but now we need to find out more about ourselves and how we as individuals fit into this world wide family who shares the Gospel. Let's complete a brief quiz (no not like a school quiz!) to find out the gifts God has given us.

DO: Have the recruits stay in their previous groups to complete the Spiritual Gifts Inventory. Make sure that more experienced readers help the less experienced ones to fill out their pages. Each child should check off the statements that pertain to them and total each section. Then, with the help of others, have the children choose the top two numbers to determine a potential Spiritual gift. Let children share with each other the top two gifts. After sharing these gifts, have the recruits share other things that they believe they are good at or that their friends say that they are good at. Have them add these to their papers. (For example: athlete, reader, musician, public speaker, builder, actor/actress, baker, etc.) Put these aside for now as they will be used for the field mission project.

SAY: Recruits, I hope you are proud of yourselves, you have successfully accomplished mission number #2. I hope you know that we are very important team members in this family. Without you as an individual the message of Jesus' love would not get too far. Let's get back to the Recon Team and find out what's up.



Mission Uplink 3



YouTube: Play "Partners In Mission (S1) Episode 2 (4/5)". Pause the video when the MISSION # 3 CARD appears on screen and remains as you and your recruits complete Mission # 3.

PPT: Click to advance to next slide. Pause video when MISSION # 3 CARD appears on screen and remains as you and your recruits complete Mission # 3.





Mission #3



Supplies Needed

- Have a picture of the RTS Crest to display (see attachment page 10) and The Salvation Army Crest (see attachment page 11)
- Create matching cards of the parts of the Crest with their definition:
- **Sun** - the light and fire of the Holy Spirit
- **Cross** - the cross of our Lord Jesus Christ
- **The letter 'S'** - Salvation
- **Swords** - the warfare of salvation
- **Shots** - the truths of the gospel
- **Crown** - the crown of glory, which God will give to all his soldiers who are faithful to the end



Mission Assignment

SAY: Well recruits, we read that in **Philippians** it is our task to partner in sharing the gospel of Jesus. Let's partner up now and work on our mission (reading mission card from satellite uplink), "Recruits, something is missing on the crest and we need you to find out what it is. If you think you know, keep it in your head for now because we don't want to jump to conclusions too quickly."

DO: Give each recruit either a word card or definition (you may need to pair kids up to share a card) and have them find the correct match. Once they have matched up, have the pairs come up with an interesting way to tell the rest of the recruits the part of the crest that they have. i.e., they could write a rap, poem; draw a picture; create a cheer with actions; do a charade to represent their item. Let them share.

DO: Give each recruit a copy of "What piece is missing from the crest" handout. Show picture of The Salvation Army crest and have the recruits take a moment to determine which part is missing on the DVD and the handout.

SAY: Hey recruits, have you determined what part of the Crest is missing? That's right, the Cross. You have not only worked together but you have shown how all the pieces of the Crest need to be there to create the whole Crest. And what is central to the Crest, the Cross. Just like Jesus is central to all that we do. The reason that we have all been given special gifts is to tell others about Jesus.

SAY: Well, you sure have been focused on your missions. Let's get back to the Recon Team and see if they've found Simon yet.





Mission Uplink 4



YouTube: Play "Partners In Mission (S1) Episode 2 (5/5)". Pause the video when the RTS SHIELD appears and remains on screen as you and your recruits complete the Field Mission Project.

PPT: Click to advance to next slide. Pause video when RTS SHIELD appears on screen and remains as you and your recruits complete the Field Mission Project



Field Mission Project



Supplies Needed

- Spiritual gift inventories completed during mission assignment #2
- Pencils
- Slips of paper to write their challenge on

Mission Project

SAY: Okay recruits, we've been focusing on working at a team and our overall mission is to let people know that Jesus' loves them. You each have a special gift or more that God has given you to share the truth about Jesus. I'm handing back your Spiritual Gifts Inventory and your ideas about what you are good at. I'd like you to choose one of your gifts or abilities and find others with the same ones.

DO: Once the recruits are in their groups, have a Squad helper or older recruit lead the group in a discussion and brainstorm about how they can use this gift to share Jesus' love. Once they have shared together, have each individual child write down their mission for the week.

SOME EXAMPLES

Serving—help someone mow their lawn/shovel their driveway and then tell them that Jesus' loves them, help someone with their homework and write a little note to them to say they are glad that they are in their lives, help tidy up the classroom and write a note to the teacher to say that Jesus loves him/her, make a gift for someone

Teaching—help someone who is having a hard time in class and let them know that you are always there to help since you belong to God's family, teach someone what you have learned as a recruit

Encouraging—write someone a note to let them know that you are thinking of them and that you would love to tell them more about Jesus' family, draw a picture for someone showing how God loves them



Further resources for kids to help find their strengths is information on Multiple Intelligences by Howard Gardner.

There are some websites that go into more detail on Spiritual Gift inventories for kids such as <https://storage.snappages.site/P75SHW/assets/files/5B-Spiritual-Gift-Survey-Scorecard.pdf>



Giving—give away a toy to someone who doesn't have as much as you do and let them know that you would love to tell them about Jesus family if they'd like, organize a school fundraiser for children who have less than you do (i.e. children in Haiti, etc.)

Leadership—when leading a group, make sure to include everyone, lead a group to start an anti-bullying club at school and talk about what it is to be part of a caring family (i.e., Jesus' family)

Mercy/Compassion—visit someone who is sick and invite them to be part of Jesus' family, make a card for someone who is sad or not feeling well and share that Jesus' loves them, create a project to help fundraise for children overseas

Baker—bake cookies for someone and write a little message to tell them that God loves them

Reader—think of a Bible story that you have read that you think might help a friend with something that they have been working on (i.e. David and Goliath for facing your fears) and then tell the story to your friend and let them know how it has helped you face your fears

Musician—write a song about Jesus' love and share it with a friend who doesn't know about Jesus, with the help of an adult set up a concert at a local seniors centre

SAY: Recruits, you sure have worked hard to find out what it is to be a family that works together and relies on each other. This week as you live out your challenge, remember that your family is praying for you and remember to pray for each other. Let's get back into our groups of people that we brainstormed with and take a moment to pray for each other as we complete our field missions for the week. Let's be ready to serve!

NOTES

Video clips you can share with your recruits:

<https://vimeo.com/showcase/3215722/video/117005393> - Animated Salvation Army flag and it's meaning

<https://vimeo.com/117005389> - Animated Salvation Army crest and it's meaning



Kid's Spiritual Gifts Inventory

Put a checkmark beside each statement that describes you.

Serving – enjoys helping others, even when it isn't always noticed

I love to work with my hands (build, sew, do crafts) and I'm good at it _____

I enjoy helping others _____


I am usually shy and easily embarrassed _____

I like helping others before I help myself _____

I like to keep my room neat and tidy _____

I like doing really nice projects for people _____

Total: _____



Teaching – helps others to learn new things

I love to learn new things _____

I enjoy teaching people about things _____

Its easy for me to speak and to express my thoughts clearly _____

I have ideas that I think are very important _____

I telling long stories with lots of detail _____

I am very independent _____

Total: _____

Encourager – let's others know that they are important

I love to talk _____

I am usually happy _____

I like to tell people "good job" _____

I notice what people can do well and I tell them _____

I love helping people know how to solve their problems _____

I get along well with my parents, neighbours, and friends _____

Total: _____

Giving – likes to share their money, possessions and time with others

I enjoy giving to others _____

I work really hard _____

I am very imaginative _____

I like to save money for a purpose rather than spend it without thinking _____

I am good at making money _____

I quickly help when I see a need _____

Total: _____

Leadership – takes charge of situations and groups

I love to accomplish things _____

It's very important that my friends are loyal to me _____

I enjoy leading and telling others what to _____

I'm good at expressing myself; I love to speak in class _____

I am enthusiastic _____

I love leading and organizing when I'm in a group _____

Total: _____

Mercy/Compassion – shows gentleness and love to the people around them

I get sad and angry when bad things happen to people _____

I look for the good things in people _____



I like showing love to those who are hurting _____

I like to please people _____

I don't like it when people fight or are upset with each other _____

I prefer playing in non-competitive sports _____

Total: _____



What piece is missing from the crest?

