



Serve Every Day!



THE MISSION AIM

God calls us to serve every day. He wants us to have a servant heart.



KEY VERSE

Mark 10:43-44: "Not so with you. Instead, whoever wants to become great among you must be your servant, and whoever wants to be first must be slave of all. For even the Son of Man did not come to be served, but to serve, and to give his life as a ransom for many."



Pre-Mission Activity



Supplies Needed

- Supplies to create awards: (i.e. Greatest Mom, Super Star Friend) have a couple of examples ready for the recruits and supply them with paper, glue, stickers, crayons, markers, etc.
- If you need a reminder of how to play TV tag go to <http://www.wikihow.com/Play-TV-Tag>

Directions

DO: Set up a craft centre where the recruits can create rewards for people. I.e. Greatest Mom, Super Star Friend, etc.

OR

DO: Play a variation of TV tag. If a player is about to get tagged he/she may sit down for 10 seconds or less, but in that time must speak out a words of encouragement such as, you are terrific; you're a great runner; you're an awesome friend. While you are sitting you are safe, but as soon as you have given your encouragement you are back in the game.

About two minutes to start time gather the recruits together again.

SAY: Now that we've warmed up and encouraged each other or written encouragements, let's find out more about what it is to be "Number One".



Mission Uplink 1



Have ready YouTube playlist: "Season 2 – Heart to God, Hand to Man Episode 4: Serve Every Day!"

Play "Heart to God, Hand to Man (S2) Episode 4 (1/4)". Episode begins with the *Ready to Serve* theme song, followed automatically by the MISSION # 1 VIDEO. Pause the video when the MISSION # 1 CARD appears on screen and remains as you and your recruits complete Mission # 1.

If using PPT for video, have HTG-Episode_4-Serve_Every_Day.pptx ready and play slide one. Pause on the MISSION # 1 CARD so you and your recruits can complete Mission # 1.



Mission #1



Supplies Needed

- A tray or bag of goodies with enough little goodies for each recruit (mini-chocolate bars, stickers, dollar store gifts)
- Print off an award ribbon using <http://www.123certificates.com/ribbons.php> that says, "The Last Shall Be First" or create your own ribbon (see Mission # 2 where more ribbons will be required)
- Enough coins of the same value for each recruit (i.e. all pennies, all nickels, or all created coins that look alike)
- One of each of the following written separately on an 8 ½ x 11 piece of paper:
 1. EARLY IN THE MORNING
 2. THE THIRD HOUR
 3. THE SIXTH HOUR
 4. THE NINTH HOUR
 5. THE ELEVENTH HOUR
- Bible (NIV)



Mission Assignment

SAY: I'm so glad you are all here. Since this is our last day focusing on Heart to God, Hand to Man let's have a treat before we begin our mission. Let's quickly line up in front of our tray and you can pick a treat.

DO: Let the recruits line up and encourage them to be fast to create some momentum. Then, take the treat tray to the end of the line and serve them from the back to the front. Give the person who was last a ribbon that says, "The Last Will Be First". Really emphasize how important it was to serve the last person first and to give them an award. At this point don't talk too much about what happened. We'll begin to unpack that during this mission.

SAY: Alright, you can enjoy your treat. Now, I guess we'd better get on with our mission if we are going to have time to complete them all. Let's get started. Everyone count down from





If you have a small group where you cannot divide the recruits into five groups, choose a landowner and divide the hour signs equally among the recruits. For the next part of the lesson, do not have them go to the other side of the room but just raise their sign as their time is read out in the story. Then have the landowner give the recruits the number of coins that relates to the number of signs that they have.

three and let's get this mission flashing up in front of us...3-2-1 (reading mission card from satellite uplink) "Take a look at the parable of the workers found in Matthew 20. What was Jesus telling us about the Kingdom of God?" That sounds exciting. Let's do it.

SAY: We're going to act this one out together. It's a good one but a surprising one. All I need is a landowner who has lots of money.

DO: Choose someone who can ham it up a bit and give that person a bag of coins of the same value. That recruit will be your landowner. Then divide the rest of the kids into five groups, giving one person in the group a sign that says the time of day.

SAY: Okay, as I read Matthew 20 and as I do our landowner here will be hiring you for the day. After you've been hired you can come over to the farm on this side of the room once you've been hired. Before I read from Matthew 20 you need to know that a denarius is just a form of money, a small silver coin used in the land where Jesus lived.

DO: Read Matthew 20: 1-16 with as much expression as possible and as you read, give the recruits a chance to ham it up a little.

SAY: Did you hear that? "So the last will be first and the first will be last." That sounds like what happened here earlier. The last people in line were served first. Those of you who were last in line, how did you feel when you realized you were to be served last and then you were served first?

DO: Give the recruits a moment to share their thoughts.

SAY: In God's kingdom sometimes the rules seem to be all mixed up. In this case the Bible tells us that the last will be first. In life, we often want to be first, first in line first to win the tournament, first to open our presents. What else do we like to be first in?

DO: Give the recruits a moment to answer. (First to finish our test, first to get a treat, etc.)

SAY: God tells us that He doesn't want us to always be pushing to be first. He values everyone, those who are first and those who are last. He sees us all as valuable and all as people who should be seeking to work together to serve Him. His real concern is what our hearts are like. He wants us to have hearts that serve Him joyfully, even when it means doing those things that we don't particularly enjoy. It must have been hard to be the first people working in the fields and get paid the same amount as those who came last; just like Bowen finds it difficult to be the water boy when he wants to play the game. Having a servant heart is challenging, but that is what Jesus calls us to and he will give us what we need to serve him joyfully.

SAY: On three, let's shout out, "THE LAST SHALL BE FIRST, GOD VALUES US ALL" and get that message back to the team. One, two, three.

SAY: Okay, let's find out what's happening with the team, and well, let's see what Kate gets to do next.





Mission Uplink 2



YouTube: Play "Heart to God, Hand to Man (S2) Episode 4 (2/4)". Pause the video when the MISSION # 2 CARD appears on screen and remains as you and your recruits complete Mission # 2.

PPT: Click to advance to next slide. Pause video when MISSION #2 CARD appears on screen and remains as you and your recruits complete Mission # 2.



Mission #2



Supplies Needed

- Create award ribbons for each of the recruits (<http://www.123certificates.com/ribbons.php>). You can use individual recruit's names or just do a generic one with this program or create your own.
- Small copies of the key verse for each ribbon - Mark 10:43-44: "Not so with you. Instead, whoever wants to become great among you must be your servant, and whoever wants to be first must be slave of all. For even the Son of Man did not come to be served, but to serve, and to give his life as a ransom for many."
- Glue
- Use the templates of footprints with John 13:1-17 written on them. Create a path for the recruits to follow and read as they go (see attachment pages 8-13)



Mission Assignment

SAY: Isn't that incredible? They're saying that Jesus served others too. Why? He loved them! Oh, to be like that would be amazing. I don't know about you, but I'd love to find out more about this. Let's read our mission and get to it. Drum roll please... (Reading mission card from satellite uplink) "Find out how Jesus showed us an example for serving?"

SAY: This reminds me of a story in the Bible about two brothers: James and John. While walking with Jesus one day they asked if they could have the two most important jobs next to Jesus in his coming kingdom. Jesus told them that it was God the Father's decision and that the most important thing was not having powerful positions of authority so we can get people to do whatever we like, but we are to use our authority to help make a better world to live in. Jesus said that even he did not come to earth for his own benefit but to make life better for others. He died on the cross for us because he loved us. He wants to give our lives in loving people, to help them improve their lives and show them how to live for God (Mark 10:43-45). We are to serve out of love like Jesus did. Amazing! So, I have some awards for you but they aren't awards for being the best at anything; they are awards for being servants, for being willing to help others.

DO: Hand out the awards and then have the recruits paste the key verse on the back of them.

SAY: Let's read our key verse together to remind us that we are here to serve, not to have others serve us. Notice that it says whoever wants to be first must be slave of all. That means Jesus wants us to help others even when it isn't fun. Speaking of serving, Jesus set an amazing



example for us. Though he is God the Son, he came to earth to serve us! Let's look at John 13:1-17 to see how Jesus served.

DO: Lay out the footprints in the form of a path. Choose one person to run and stand near the first set of prints. Then have them read them to the recruits. When that person is finished, have them run back to the group and send another person to the second set of prints to read the text. Continue in this fashion until the entire story is read.

SAY: As you can see, Jesus did some of the messy work of serving to show that He loved people and He asks us to do the same. It's not easy to serve. I think that many of us are like Bowen and Kate who find that our hearts are just not into the messy, dirty jobs. If Jesus served His disciples out of love for them, then how much more should we, his followers, serve others? Let's take some time to focus our hearts and to remember that Jesus calls us to be servants. With his help we can love like him!



Prayer Huddle



YouTube: Play "Heart to God, Hand to Man (S2) Episode 4 (3/4)". Pause the video when the PRAYER HUDDLE CARD appears on screen and remains as you and your recruits complete the prayer huddle.

PPT: Click to advance to next slide. Pause video when PRAYER HUDDLE CARD appears on screen and remains as you and your recruits complete the prayer huddle.



Supplies Needed

- Basin of warm water (you may want to have more than one basin depending on the number or recruits)
- Towels
- Quiet music for prayer time
- Pencils

Directions

SAY: We have a basin of water here as a reminder of what Jesus did for His friends. As we play some quiet music, you may choose to come forward and wash a friend's hands. Then pray together asking Jesus to help each of you to have a clean heart that desires to serve Him and to show His love to others. If you would prefer to come alone that is completely fine too. Or if you would rather just pray where you are, that is okay.

DO: Play some quiet music while the recruits come to pray and have leaders mingling with them to pray with them as well. Give about five minutes for this time.

SAY: While you are quietly reflecting, get out your ribbon and on the two tails write or draw a prayer to God about how you'd like to serve Him like Jesus did. You could maybe even include some ways that you think you could serve.



DO: As recruits are spending time reflecting, spend some time praying over them and asking that God will fill their hearts with his love so they can be God’s joyful helpers.

SAY: Recruits, being a servant, a Jesus helper, is not common in today’s society. It will really take lots of prayer and focus to cheerfully serve. Let’s take a moment now and let the team know that our mission is accomplished. Let’s just shout out, “I will serve joyfully as Jesus served.” I think they got the message. Now, let’s go see what they are up to..



Mission Uplink 3



YouTube: Play “Heart to God, Hand to Man (S2) Episode 4 (4/4)”. Pause the video when the FIELD MISSION CARD appears on screen and remains as you and your recruits complete the Field Mission Project.

PPT: Click to advance to next slide. Pause video when FIELD MISSION CARD appears on screen and remains as you and your recruits complete the Field Mission Project.



Field Mission Project



Supplies Needed

- Three part chart with home, school, church written at the top and columns to separate each section
- Sticky notes
- Pencils

Mission Project

SAY: What a great but difficult week. Serving others! That’s tough, especially when your heart just isn’t into cleaning toilets and helping clean up your room, belongings or after a meal. Christie pretty much summarized our mission already but let’s hear a drum roll for mission #3, (reading mission card from satellite uplink) “What can you personally do to serve others every day and what can you do together to serve as a team?”

SAY: To start off let’s take a moment to think for ourselves, “what are some things that you don’t really like to do but know you should because it would be a great way to help others.”

DO: Let the kids think for a moment and then give them a chance to share some of their ideas with a peer and then finally with the group. (Cleaning the toilet, putting things away when you get home, helping with supper, helping another student at school that no one else will help, sitting beside someone who doesn’t smell good, handing out papers for the teacher)



SAY: Serving includes doing the hard stuff with a cheerful heart. Serving means that not only do we do the messy things cheerfully; it also means we are not doing things selfishly but because we want to help others. Over at the side we have a chart that shows home, school and church. Take a few minutes to talk about and write down on some sticky notes things that you or we could do at church, home and school that would involve serving others. As you write or draw an idea on a sticky note put it up on one of the columns.

DO: Give the recruits a few minutes to think of their ideas. (Home: cleaning up your sibling's room, cleaning the toilet, helping with the dishes; School: hand out papers, help a peer with homework even when you're tired; help someone study; Church: help serve coffee; get an elderly person their coffee; offer to come early and set up for RTS or church; visit shut ins with an adult.)

SAY: I'm going to read some of the ideas on the list and as I do I want you to think of two things that you can personally do this week to serve. When you have some ideas, write or draw them on the back of your ribbon around your key verse.

DO: Give the recruits a moment to write or draw, giving input as necessary.

SAY: Now, we'd better work on something together as a team. As I read some of the ideas on the chart that relate to things we could do together, think about the one that you'd like to do. (Serve coffee/treats if you have a coffee time at church, offer to set up for a special event, help at the food bank; offer to help clean the house of one of the elderly folks at church)

DO: Have recruits take a vote for the service project that they are most interested in. Throughout the week begin organizing an opportunity for the recruits to serve.

SAY: Well, we will take a look at organizing our service project and get in touch. Let's pray together before we head out for the week.



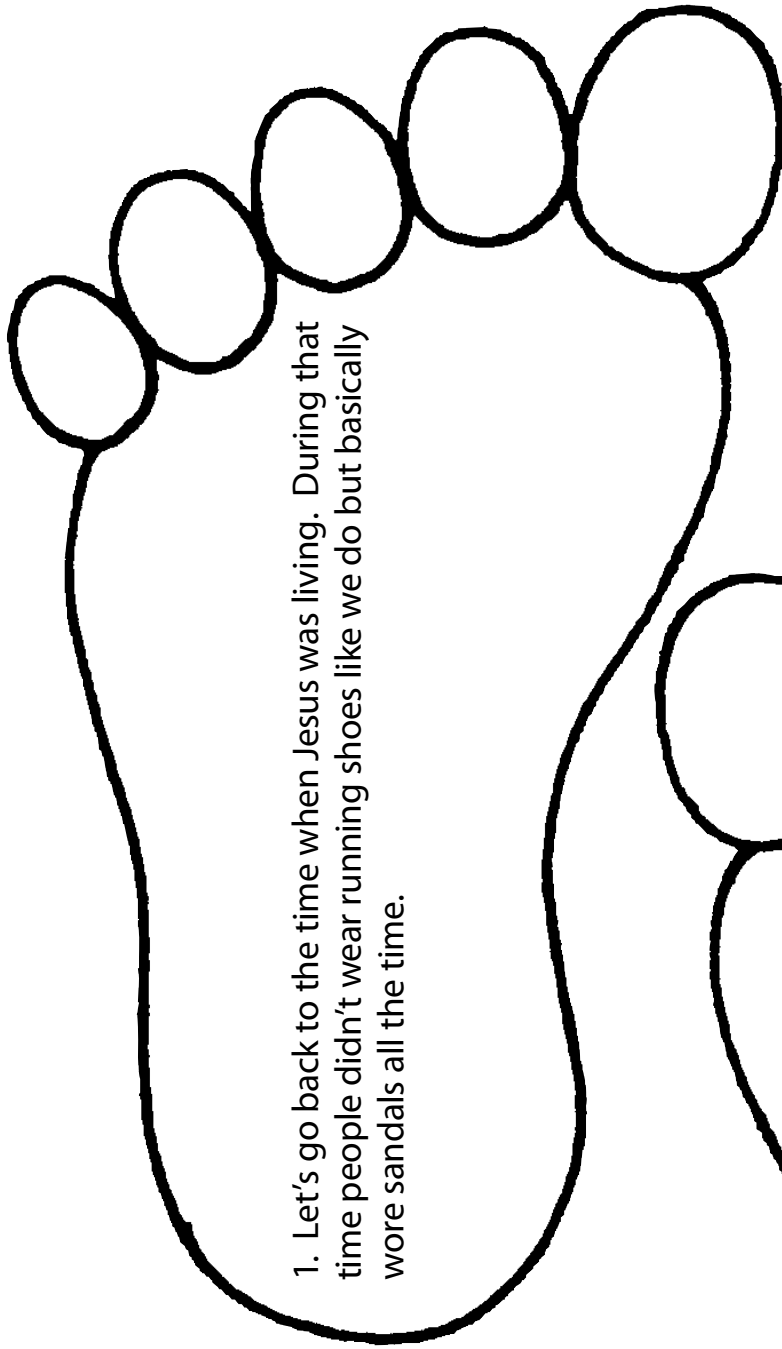
You may want to use your next RTS meeting time to complete your service project.

NOTES

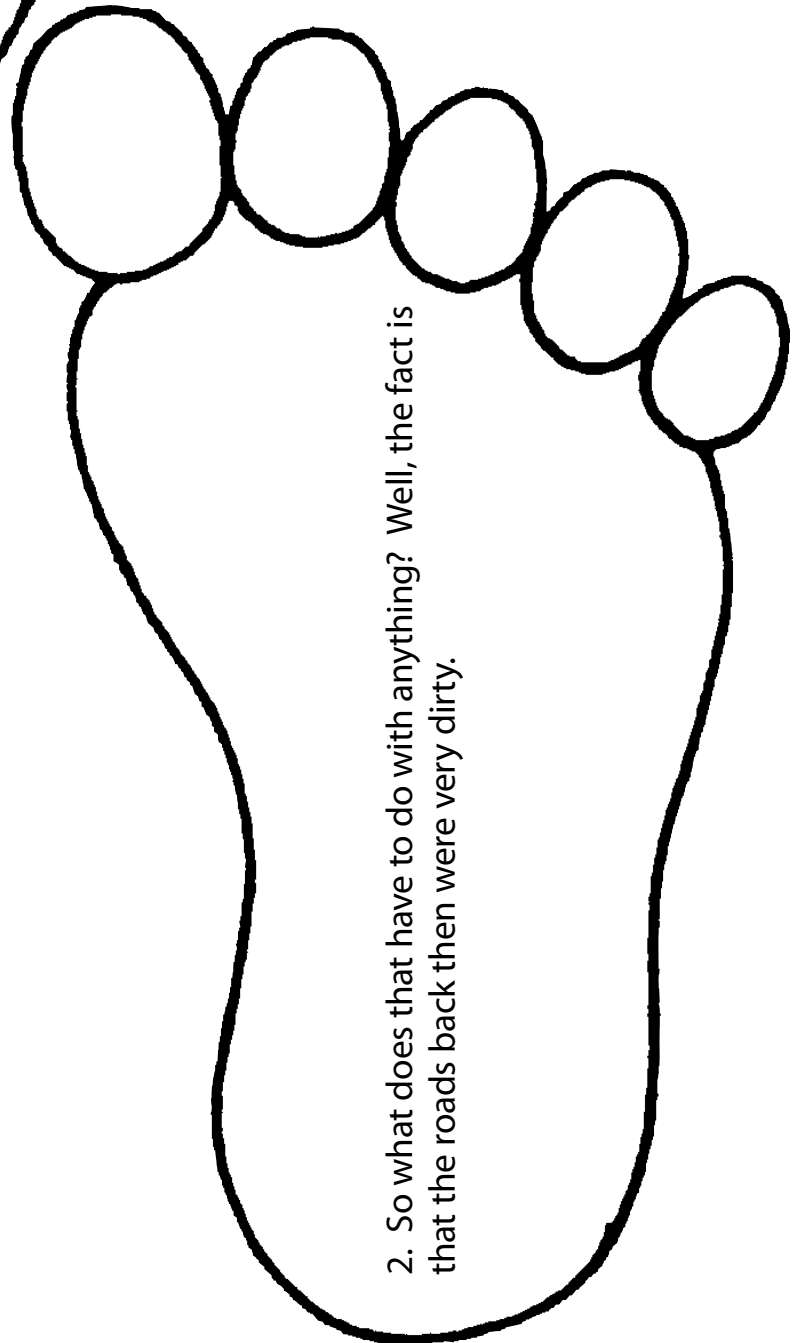


Footprint Template

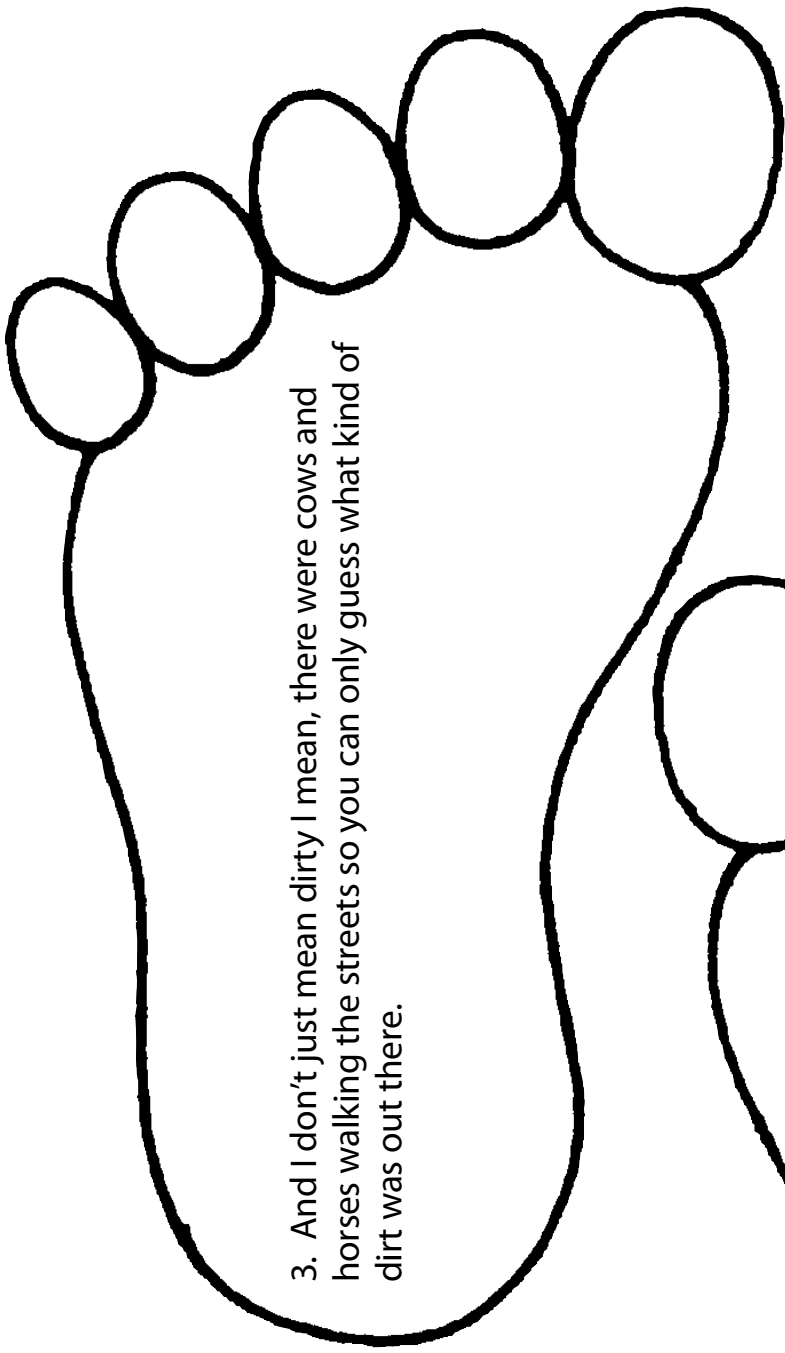
Lay the following footprints out for the recruits to follow and have them read what Jesus did for His disciples from John 13:1-17.



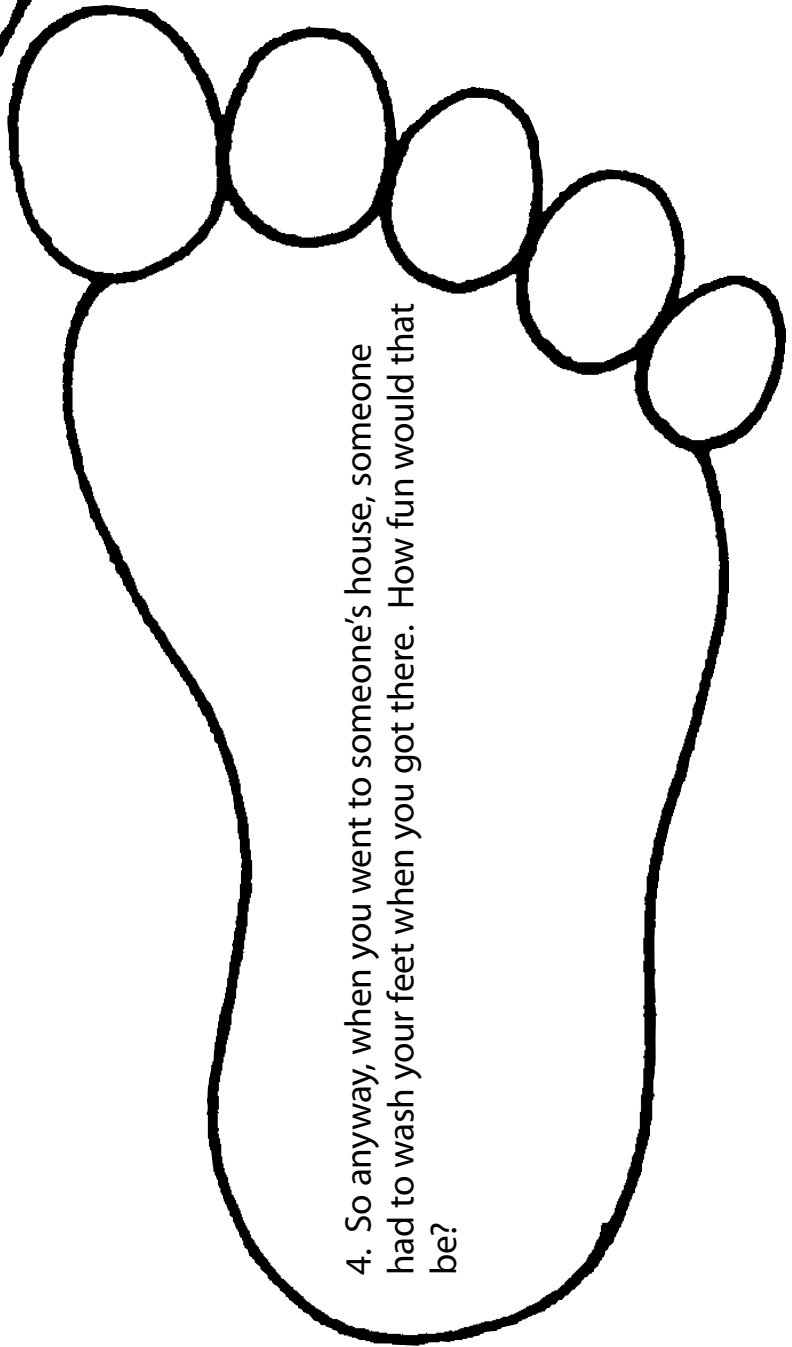
1. Let's go back to the time when Jesus was living. During that time people didn't wear running shoes like we do but basically wore sandals all the time.



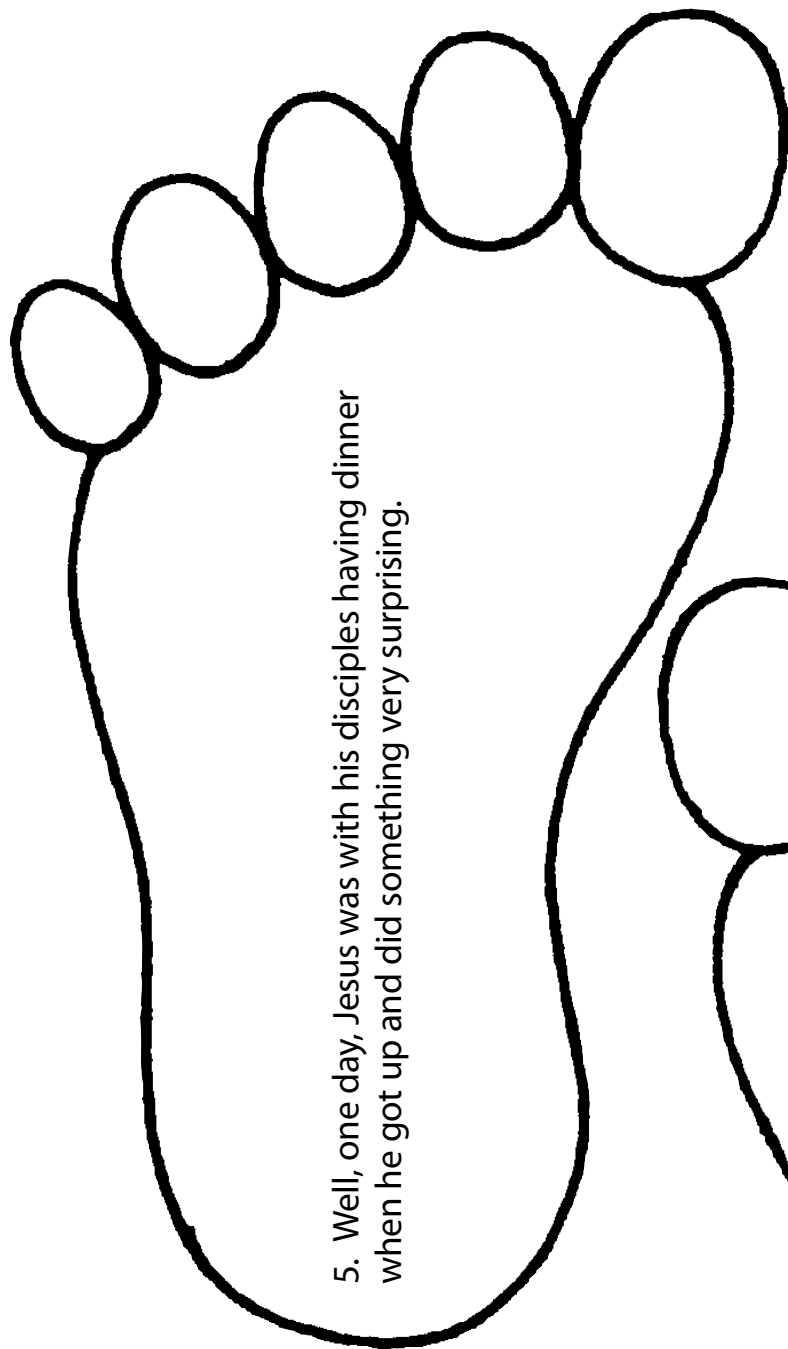
2. So what does that have to do with anything? Well, the fact is that the roads back then were very dirty.



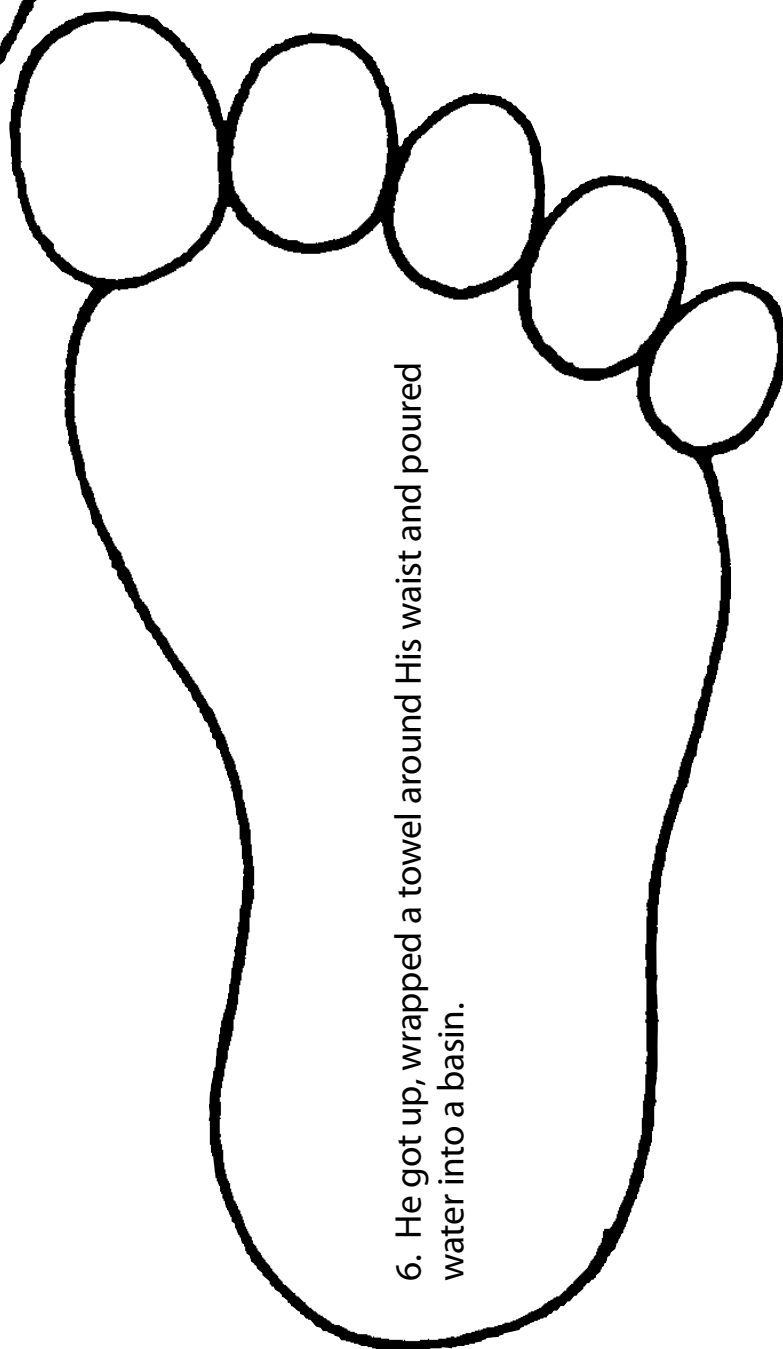
3. And I don't just mean dirty I mean, there were cows and horses walking the streets so you can only guess what kind of dirt was out there.



4. So anyway, when you went to someone's house, someone had to wash your feet when you got there. How fun would that be?



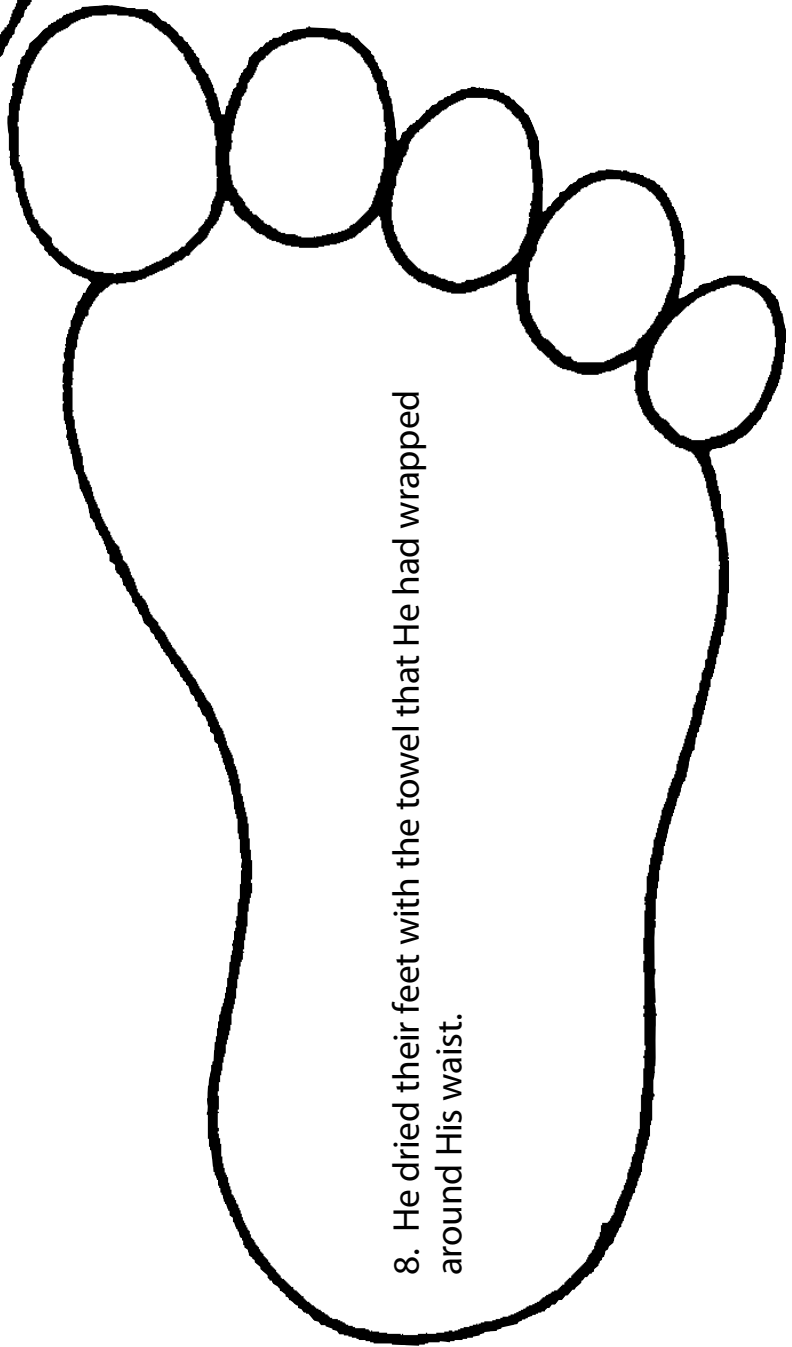
5. Well, one day, Jesus was with his disciples having dinner when he got up and did something very surprising.



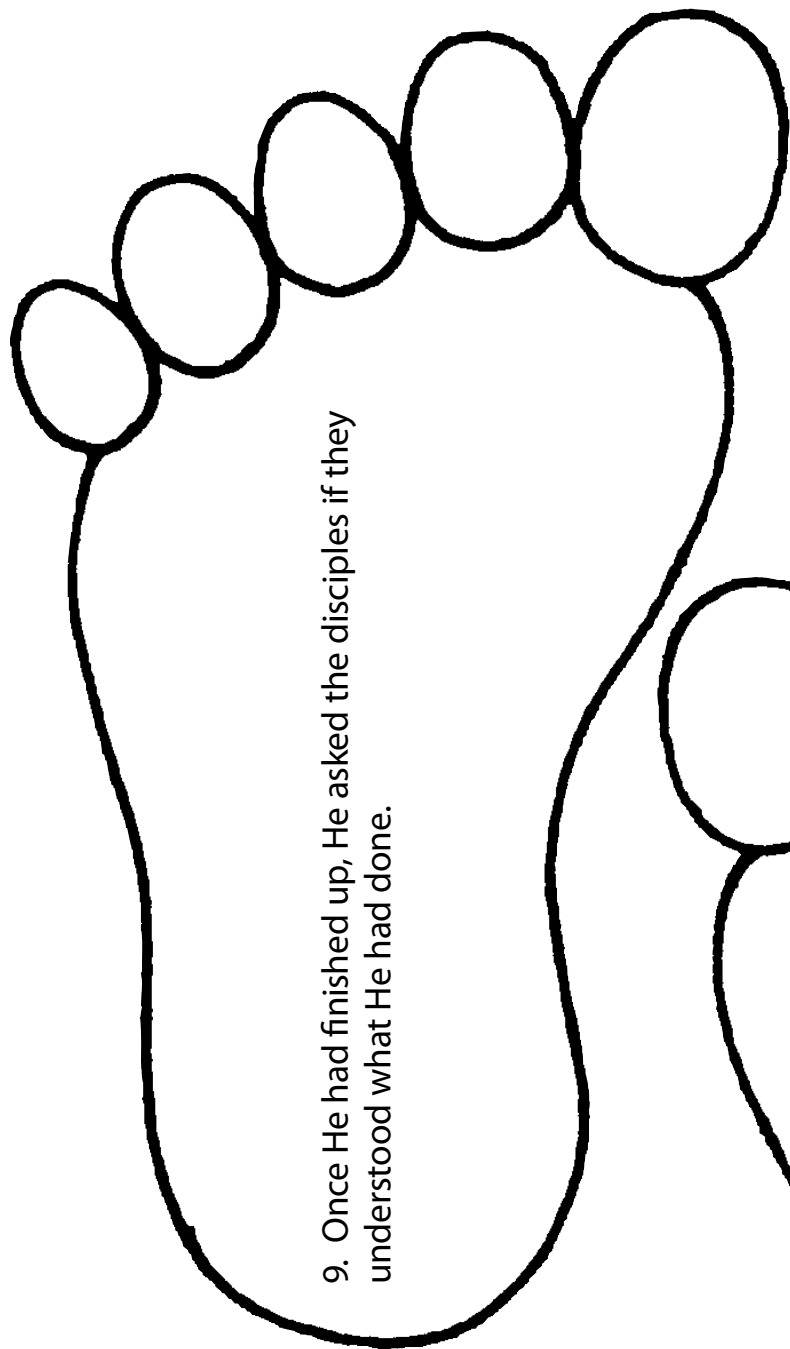
6. He got up, wrapped a towel around His waist and poured water into a basin.



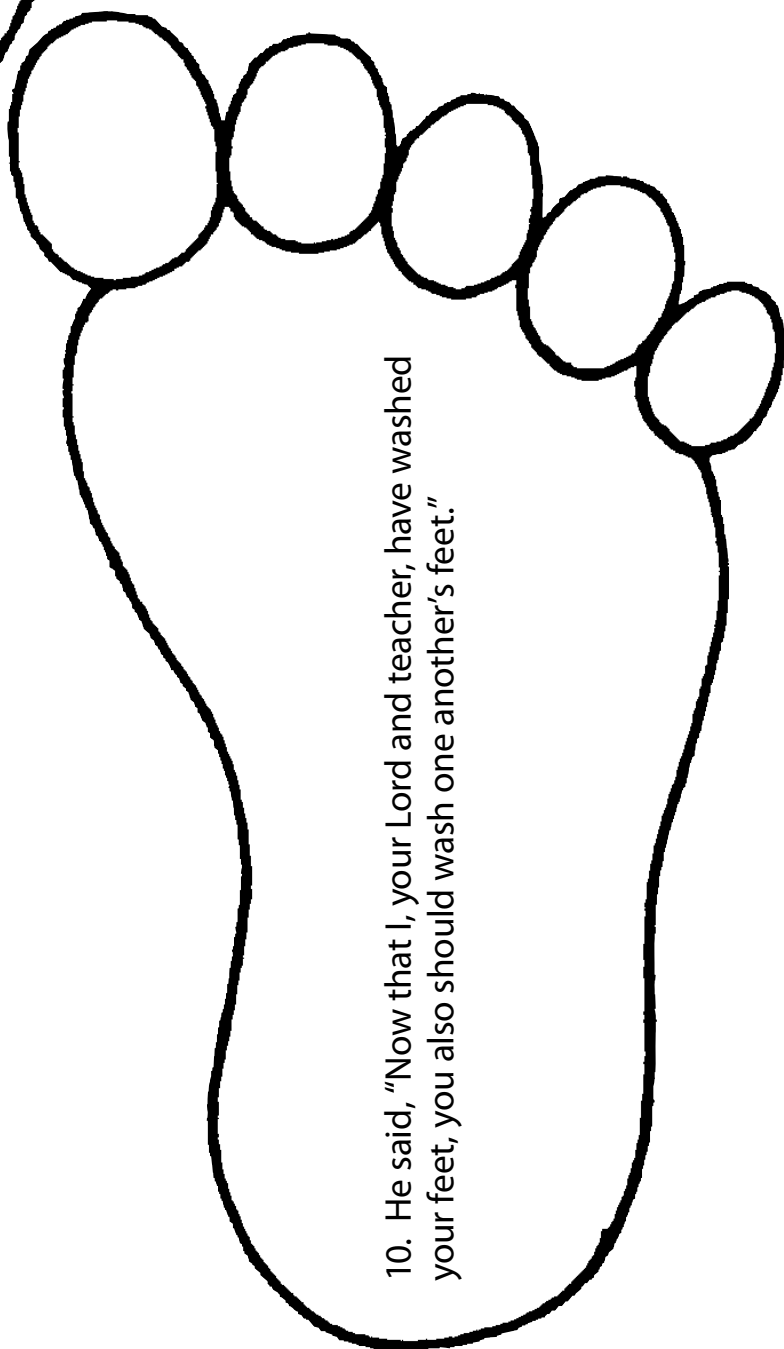
7. Then he went around to each of His disciples and washed their dirty, stinky feet.



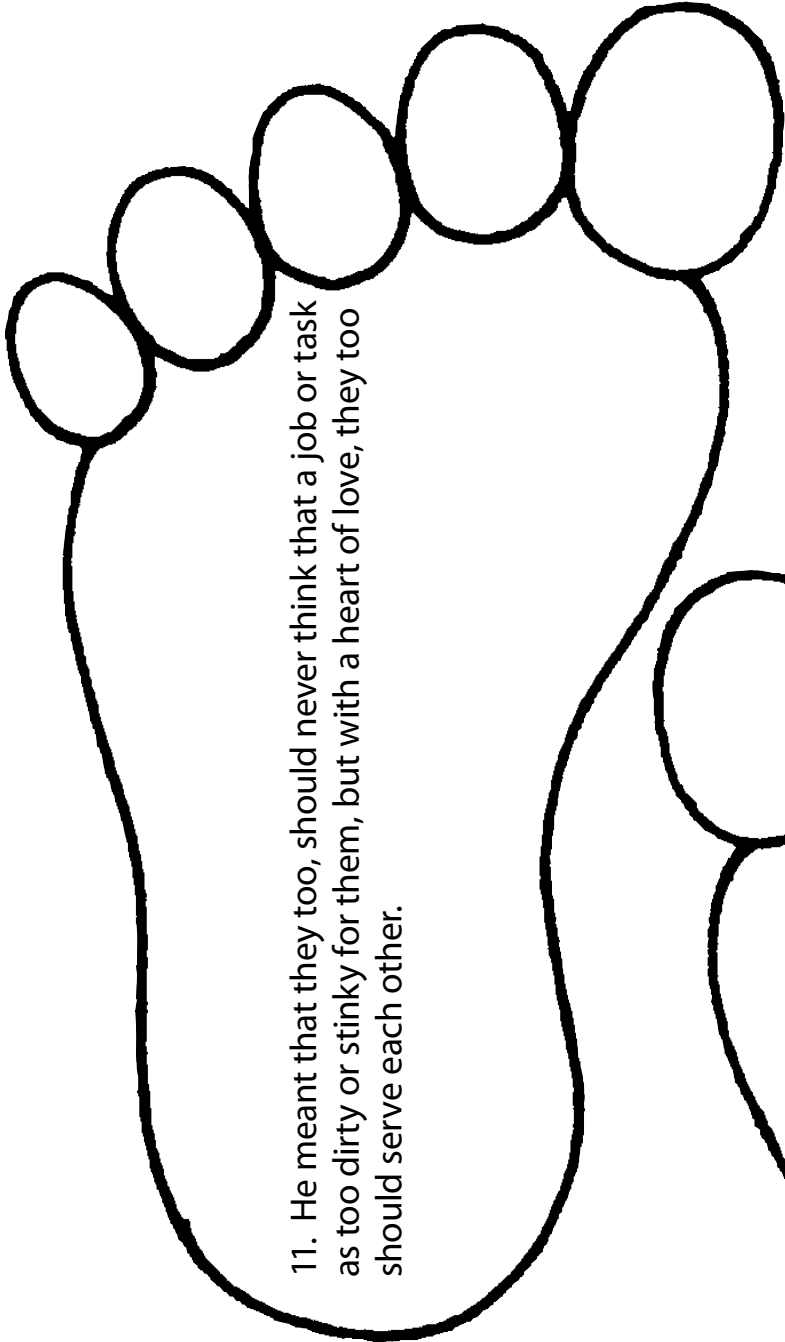
8. He dried their feet with the towel that He had wrapped around His waist.



9. Once He had finished up, He asked the disciples if they understood what He had done.



10. He said, "Now that I, your Lord and teacher, have washed your feet, you also should wash one another's feet."



11. He meant that they too, should never think that a job or task as too dirty or stinky for them, but with a heart of love, they too should serve each other.



John 13:1-17