



# Know God's Word Before Making Choices



## THE MISSION AIM

We should know the Bible and use it to make wise choices.



## KEY VERSE

**Acts 17:11:** "Now the Bereans were of more noble character than the Thessalonians, for they received the message with great eagerness and examined the Scriptures every day to see if what Paul said was true."



## Pre-Mission Activity



## Supplies Needed

- Chart of decisions that the recruits made during Lesson Two's Field Mission Project
- A pair of dice
- A crayon or marker

## Directions

**DO:** Have the recruits sit in a circle. On a wall opposite to where the recruits are, hang the chart of decisions from last week. Place one crayon or marker on the floor in front of the chart.

**SAY:** Last week we learned that when we are faced with making decisions, we should first seek God's advice. We learned that to do this we need to talk to God, to come before Him in prayer. During our Prayer Huddle, we created the list of decisions that are on the paper on the wall. Let's read these together.

**DO:** Read through those decisions.

**SAY:** I am sure that this week you needed to make some of those decisions. My hope is that you did pray before you made the decision. We are going to play a game to review the decisions we made this week. As we quickly pass the dice around the circle, we will each have a turn to roll two dice. When a recruit rolls a double, i.e., two sixes, two fours etc. they will call out another recruit's name. Each of them will then race/run to the crayon under the chart. The first recruit to reach the crayon will be able to cross out a decision from the chart that they had to make this week and that they talked to God about first.

**SAY:** Are you ready? Remember to roll the dice close to you and if you do not roll a double, pass them quickly to the person on the right of you. GO!

**DO:** When you have played a few rounds of the game and some of the recruits have crossed items off the chart then end the game.

**SAY:** It is good to see that many of you did talk to God before making your decisions. Well done. I am excited to catch up with the Recon Team today. Let's check in with them and see what they are doing.



## Mission Uplink 1



Have ready YouTube playlist: "Season 2 – Making The Best Choices Episode 3: Know God's Word Before Making Choices"

Play "Making The Best Choices (S2) Episode 3 (1/4)". Episode begins with the *Ready to Serve* theme song, followed automatically by the MISSION # 1 VIDEO. Pause the video when the MISSION # 1 CARD appears on screen and remains as you and your recruits complete Mission # 1.

If using PPT for video, have MBC-Episode\_3-Know\_Gods\_Word\_Before\_Making\_Choices.pptx ready and play slide one. Pause on the MISSION # 1 CARD so you and your recruits can complete Mission # 1.



## Mission #1



### Supplies Needed

- Two fly swatters/inflatable hammers/service bell/ or game buzzer (you will need these items again for the Field Mission Project)
- Stool or table



### Mission Assignment

**SAY:** Oh no, the other side of town! Recruits, while the Recon Team heads to the other side of town, let's tackle our first mission for today. (Reading mission card from satellite uplink) "It is important that we know God's Word. This helps us to know how to make the best choices. Recruits, how well do you know the Bible?"

**SAY:** We are going to have a Trivia Challenge. I am going to split you into two teams. One member of each team will stand on either side of the table/stool at a time. Each recruit at the table will be given a fly swatter/inflatable hammer/service bell. I will ask a Bible Trivia Question. The first person to bring down their fly swatter, etc., on to the table will be given the opportunity to answer the question. If they answer correctly, they get a point for their team. However, if they answer incorrectly the other recruit will be given the opportunity to attempt an answer and may steal the point. Are you ready?

**DO:** Have the first two recruits come to the table. Ask a trivia question. Give the point to the correct team. Continue with the next two recruits until all of the questions have been asked.



## Trivia Challenge Questions

- 1.) Who was the first man created by God? (*Adam*)
- 2.) Who did God command to build an ark? (*Noah*)
- 3.) Joseph was given a special gift from his father. What was it? (*a coloured cloak*)
- 4.) Moses and his brother tried to convince Pharaoh to let the Israelites leave Egypt. What was the name of Moses' brother? (*Aaron*)
- 5.) When God called Jonah to go to Nineveh, Jonah ran the other way. What swallowed Jonah? (*a large fish*)
- 6.) Where would we find the story of Jesus' birth in the Bible? (*New Testament, Luke 2 or Matthew 1*)
- 7.) Where do we read the Songs of David? (*Psalms*)
- 8.) Where do we find the 10 Commandments? (*Exodus 20 or Deuteronomy 5*)
- 9.) Where do we find the "Greatest" Commandment to "love the Lord your God, with all your heart and with all your soul and with all your mind." (*Matthew 22:37*)
- 10.) Where do we find the story of Jesus' crucifixion? (*Matthew 27, Mark 15, Luke 23 or John 19*)

**SAY:** Sometimes we know the Bible story but we forget all of the facts. Other times, we know the story in its entirety but we don't know where it is in the Bible. To be able to make good choices, we do need to know God's Word. Acts 17:11 reads, "Now the Bereans were of more noble character than the Thessalonians, for they received the message with great eagerness and examined the Scriptures every day to see if what Paul said was true." We also need to examine the Scriptures. Knowing God's Word will help us to know how to make the best choices.

**SAY:** We did well with our Trivia Challenge. I wonder if the Recon Team made it yet to Rockport Citadel for their Regional Bible Trivia Contest. Let's check back in with them and see how they are doing.



## Mission Uplink 2



YouTube: Play "Making The Best Choices (S2) Episode 3 (2/4)". Pause the video when the MISSION # 2 CARD appears on screen and remains as you and your recruits complete Mission # 2.

PPT: Click to advance to next slide. Pause video when MISSION #2 CARD appears on screen and remains as you and your recruits complete Mission # 2.





## Mission #2



### Supplies Needed

- Bibles
- Paper
- Eight sticky notes with one of the following scripture references written on each. Do not write the verse itself on the sticky note, just the reference. The decision has been listed below for your reference.
  1. Luke 9: 26 (*When I wonder if I should tell someone about Jesus*)
  2. Colossians 3:23 (*When I feel like being lazy*)
  3. Ephesians 4:26-27 (*When I feel angry*)
  4. Romans 12:18-21 (*When someone is mean to me*)
  5. James 3:9-10 (*When I want to say mean things to people*)
  6. 2 Timothy 2:23-24 (*When I want to argue with someone*)
  7. Colossians 3:20-21 (*When my parents want me to do something*)
  8. Ephesians 4:29 (*When I want to swear*)



### Mission Assignment

**SAY:** Let's take a look at our next mission for today. (Reading mission card from satellite uplink)  
"Each day we make decisions. How can we use the Bible to help us make these decisions?"

**SAY:** On the wall, you will see that I have written out a list of eight decisions that each of you need to make at various times during your week. Let's read through the list.

1. When I wonder if I should tell someone about Jesus
2. When I feel like being lazy
3. When I feel angry
4. When someone is mean to me
5. When I want to say mean things to people
6. When I want to argue with someone
7. When my parents want me to do something
8. When I want to swear

**SAY:** I have eight sticky notes and each one contains a Scripture reference. We are going to spend time looking up these verses and then decide what decision, from the above list, this Bible verse could help us to make.

**DO:** Have the recruits work in pairs or small groups to look up the references. Be sure to be available to assist where necessary. Pass out the sticky notes.

**SAY:** When you and your partner have made your decision place your sticky note beside the matching decision on the list.





**DO:** Allow time for the recruits to look up the scripture and to match it to the decision where it best fits.

**SAY:** As we have learned, there are many decisions that we have to make. God has given us His Word, the Bible, to help us know how to make these decisions. By reading God's Word and searching the verses in it, we can know how God wants us to make decisions. Let's send our information back to the Recon Team and check in to see how the team made out.



## Mission Uplink 3



YouTube: Play "Making The Best Choices (S2) Episode 3 (3/4)". Pause the video when the FIELD MISSION CARD appears on screen and remains as you and your recruits complete the Field Mission Project.

PPT: Click to advance to next slide. Pause video when FIELD MISSION CARD appears on screen and remains as you and your recruits complete the Field Mission Project.



## Field Mission Project



### Supplies Needed

- Bibles
- Supplies used in Mission Assignment #1 (i.e. Inflatable hammers/two fly swatters/service bells/ or game buzzers)

### Mission Project

**SAY:** Our own Bible Trivia Competition, what a great idea! Let's be sure of our mission first. (Reading mission card from satellite uplink) "Local squad, how can we use the facts from the Bible to help us make decisions about our everyday life?"

**SAY:** Michael has sent through some Bible Trivia Questions for us to look at. Let's play another Trivia Game and see if we can figure out how to use this information each day. We will use the teams that we used earlier today. One member from each team will come to the front and will try to be the first to bring down their hammer/fly swatter/service bells when the question is presented. That recruit will answer the question. If the answer is correct, his or her teammates will then have an opportunity to look up a Bible reference and tell us how it relates to the story and to how we should live. Each question begins with a reminder of a story from the Bible. The question is based on this story. Are you ready? Let's call up our first two recruits.

#### QUESTION #1

Cain and Abel were brothers. One of them killed the other. Who was murdered? (Abel)

*Scripture Reference – John 13:34 "A new command I give you: Love one another. As I have loved you, so you must love one another."*



**Application** - God wants us to show love to everyone, therefore; we must act kindly, be caring, and try to help others where and when we can.

## QUESTION #2

Isaac had twin sons. These boys were very different. The oldest son had been given the birthright but the younger son wanted it. What were these boys' names? (*Jacob and Esau*)

**Scripture Reference** – Exodus 20:17 "You should not covet your neighbour's house. You shall not covet your neighbour's wife, or his manservant or maidservant, his ox or donkey, or anything that belongs to your neighbour."

**Application** – God does not want us to be jealous of what others have or to want what they have but to be happy with what we have.

## QUESTION #3

Jacob had a very large family. He had many children but one son he favoured over the others. The brothers in this family did not like this and grew angry. They decided to kill their brother but in the end only sold him to a passing caravan. Who was sold? (*Joseph*)

**Scripture Reference** – Philippians 2:3 "Do nothing out of selfish ambition or vain conceit, but in humility consider others better than yourselves."

**Application** – We need to consider others better than ourselves and to see that others are very important too.

## QUESTION #4

Mary and Martha were at home. Jesus had come to visit. While he was there one sister stopped and listened to Jesus while the other worked hard to make the best meal for him. The one working was not happy with her sister for not helping and spoke to Jesus about this. Which sister was working hard? (*Martha*)

**Scripture Reference** – Matthew 7:1 "Do not judge or you too will be judged."

**Application** – Do not concern yourself with what others are doing or make judgment upon them. Simply do what the Bible says is right to do.

## QUESTION #5

Moses had led the Israelites out of Egypt. They had travelled a far distance when Pharaoh sent his army after them. The Israelites were in front of the sea and the Egyptians were catching up to them. What did God tell Moses to do to save them? (*stretched his staff over the sea to divide the waters*)

**Scripture Reference** – Matthew 10:30 and 31 "And even the very hairs of your head are all numbered. So don't be afraid; you are worth more than many sparrows."



**Application** – God loves each of us so very much that we do not need to worry or be afraid. He will care for us.

**SAY:** There are many verses in the Bible that help us to know how to make decisions and how God would want us to best live our life. The challenge for us is to spend time in God's Word, to read it and learn from it. Sometimes we find it difficult to do this as we get so very busy. Acts 17:11 tells us that the "Bereans were of more noble character than the Thessalonians, for they received the message with great eagerness and examined the Scriptures every day to see if what Paul said was true." We too are to receive God's word, to examine it, so that we know what is true and learn how to best make decisions that please God.

**SAY:** Our challenge this week is to study God's Word. We need to spend time each day, reading from the Bible. Do you accept this challenge?



## Prayer Huddle



YouTube: Play "Making The Best Choices (S2) Episode 3 (4/4)". Pause the video when the PRAYER HUDDLE CARD appears on screen and remains as you and your recruits complete the prayer huddle.

PPT: Click to advance to next slide. Pause video when PRAYER HUDDLE CARD appears on screen and remains as you and your recruits complete the prayer huddle.



## Supplies Needed

- Prayer Reminder Bookmarks (see attachment on page 8)

## Directions

**SAY:** I would like us to pray about this together, to ask God to help us each day to look into His Word. We're going to stand in a circle and place our right hand on the left shoulder of the recruit to our right.

**DO:** Have the recruits gather in a circle and place their right hand on the shoulder of the recruit to their right.

**SAY:** Let's pray for each other.

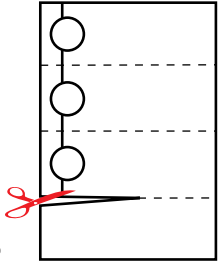
**DO:** Pray with the recruits. Encourage them to pray for the recruit on their right, asking God to remind them to seek His advice when making decisions and asking God to remind them to spend time every day reading His Word and to understand it.

**DO:** Provide each recruit with an RTS bookmark. Explain that these will help them to remember to pray. On the bookmark they can check off each day as they pray and then read God's Word or they can write anything they learned from the Bible under the day they learned it.



**INSTRUCTIONS:**

1. Cut sheet into 4 strips along dotted lines.



2. Fold bookmark in half lengthways.




3. Cut from folded edge, along dotted line around smiley faces.




\*Don't cut past the line!

4. Unfold bookmark.



5. Fold end of bookmark down along line, so the smiley face stands up.



6. Use bookmark!



**READ ME!!**




M T W Th F

I have hidden your word in my heart that I might not sin again.

Psalms 119:11



**READ ME!!**





M T W Th F

I have hidden your word in my heart that I might not sin again.

Psalms 119:11



**READ ME!!**



M T W Th F

I have hidden your word in my heart that I might not sin again.

Psalms 119:11

