



Jesus The Teacher



THE MISSION AIM

To teach Christ's divine and human nature through the study of His "I AM" statements.



KEY VERSE

John 14:6: "Jesus answered, 'I am the way, and the truth, and the life. No one comes to the Father except through me.' "



Pre-Mission Activity



Supplies Needed

- Painters tape or stickers

Directions

SAY: To begin today, we are going to play a game that will help us to get to know each other a little bit more. This game is called, "Who Am I?"

DO: Explain how the game is played (see instructions below).

Have the recruits stand in a circle. Put a piece of tape or a sticker at all but one of the recruits' feet.

Have that recruit stand in the middle of the circle.

The recruit in the middle, calls out an "I am" statement (must be a true statement) such as "I am a brother" or "I am the oldest in my family."

Every other recruit in the circle who could also have made that statement, must now move to a different spot where someone else has just left. The recruit in the center also tries to find a new spot. Of course, there is one less spot available than the number of recruits playing, therefore, one recruit will not find a place in the circle. That recruit must now stand in the middle of the circle and call out a new "I am" statement.

Allow a number of recruits to have a turn being in the middle.

SAY: I wonder what the Recon team is up to today. I love listening to the team interact and learn from each other. I'm curious to know how Simon and Kate are getting along. They always seem to work out their difficulties. Let's check in with them now.



Mission Uplink 1



Have ready YouTube playlist: "Season 2 – Who Is This Jesus? Episode 3: Jesus The Teacher"

Play "Who Is This Jesus? (S2) Episode 3 (1/4)". Episode begins with the *Ready to Serve* theme song, followed automatically by the MISSION # 1 VIDEO. Pause the video when the MISSION # 1 CARD appears on screen and remains as you and your recruits complete Mission # 1.

If using PPT for video, have WITJ-Episode_3-Jesus_The_Teacher.pptx ready and play slide one. Pause on the MISSION # 1 CARD so you and your recruits can complete Mission # 1.



Mission #1



Supplies Needed

- Seven balloons (with an "I am" statement put in each and then blown up)
- Each of the seven "I am" statements on a separate piece of paper (see attachment page 7)
- I Am Statements and Identified Needs Squad Leader Sheet (see attachment page 8)
- Poster or chart paper
- Marker



Mission Assignment

SAY: Let's read our first mission together, (reading mission card from satellite uplink). "In the Book of John, Jesus refers to himself in different ways. Your first mission is to identify seven images that Jesus uses and discover why Jesus chose these seven items."

SAY: Well recruits, this looks like a great mission. It is always fun to learn about Jesus but today we get to learn how Jesus saw himself. We've been asked to look at the statements that Jesus himself made to tell us who He is. The Recon Team already learned about one of those statements. The Commander filled them in by telling them that Jesus called himself the Bread of life. This is interesting. Do you think you are ready to take on this mission? Can we identify the seven images that Jesus used? Are you ready to serve?

SAY: We are going to play a game to help us discover these images. I have seven balloons here. Each balloon has one of the Scripture references with an "I am" statement on it. We are going to play a game of Keep It Up. All seven balloons will be going at the same time. We want to keep them from touching the ground. As soon as one hits the ground, we will stop and one of you will burst the balloon and read to the Scripture reference inside. After reading it, we will see if we can identify the image that Jesus used and we will write it on the chart paper. Are you ready for Keep It Up?

DO: Continue playing the game until all seven balloons have been popped and the seven images have been identified and written on the paper. Use the "I Am Statements and Identified Needs Squad Leader Sheet" to help with this activity.



SAY: Why do you think these seven items were chosen by Jesus?

DO: Allow for discussion but help the recruits to see that each of these items represents a physical need that people have.

SAY: Jesus walked on this earth. He knew what we needed to live a good, healthy and God filled-life. The people were thoroughly familiar with each of these items. Jesus used them as examples because the people could understand them.

SAY: Well recruits, that was a lot of balloon popping. We did, however complete our mission. We identified the seven images that Jesus used and know why he chose them. Let's report back to the Recon Team and find out how Simon is coming on that school project... he is a ... hmmm? I wonder.



Mission Uplink 2



YouTube: Play "Who Is This Jesus? (S2) Episode 3 (2/4)". Pause the video when the MISSION # 2 CARD appears on screen and remains as you and your recruits complete Mission # 2.

PPT: Click to advance to next slide. Pause video when MISSION #2 CARD appears on screen and remains as you and your recruits complete Mission # 2.



Mission #2



Supplies Needed

- Two copies of the seven "I am" card sets need to be printed and cut apart. People's need are on one picture card and God's provision is on the other matching picture card (see attachment pages 9, 10 and 11)
- Have two copies of the "I am" statements from the previous mission available for reference.
- Copy of The Salvation Army's Doctrine #4



Mission Assignment

SAY: Let's have a cheer for our next mission. (Reading mission card from satellite uplink)
 "Recruits, look at the seven "I am" statements once again. How do they help us to understand more about Jesus as God? How do they help us know that Jesus is truly and properly God and truly and properly man?"

Say: Before we get into our mission let's stop and read doctrine number four together. Remember, a doctrine is a belief that we have as part of our church.

DO: Post doctrine number four on the wall so that all the recruits can read it out loud together.



SAY: Jesus was truly and properly man. He was born a baby, grew into a child and eventually became a man baptized by the Holy Spirit. He knew what people needed in order to live a life that pleases God. He knew what we needed in life because he lived as a man.

SAY: As well, Jesus knew that because of our sin we would die without God. He knew that we needed Salvation with God so that we would be connected to God. When we are connected to God then we can grow closer to God.

SAY: The items we found in the “I am” statements demonstrate some of these “needs” we have. Jesus was “truly and properly man” and He experienced our physical needs, but He could meet our spiritual needs because He was also “truly and properly God”. Jesus used physical items that people were familiar with to teach them a lesson about their spiritual needs. Using something familiar to illustrate something new is called an “analogy”.

SAY: We are going to play a game to help us understand these “analogies”. I am going to divide you into two teams. Each team will be given a set of two-part picture cards. There are seven card sets, one for each “I Am” statement. As a team, you need to match the seven picture card sets. One picture card has the physical need on it. You must match it to the second picture card which has Jesus’ spiritual provision. Let’s see which team can complete this mission the fastest.

DO: Divide the recruits into two groups. Distribute the picture card sets, begin the game and regroup when all the picture cards have been matched up. Be sure make sure the teams have matched up the correct cards together. You may also need to be available to read the description on the cards for some of the recruits.

SAY: Although when Jesus taught he used our physical needs as His examples, Jesus really was teaching about our spiritual needs. Jesus is God and He is able to meet our spiritual needs.

SAY: Let’s send this information back to the Recon Team.



NOTE Squad Leader, if you have a smaller group have recruits work together to match the cards.



Mission Uplink 3



YouTube: Play “Who Is This Jesus? (S2) Episode 3 (3/4)”. Pause the video when the FIELD MISSION CARD appears on screen and remains as you and your recruits complete the Field Mission Project.

PPT: Click to advance to next slide. Pause video when FIELD MISSION CARD appears on screen and remains as you and your recruits complete the Field Mission Project.





Field Mission Project



Supplies Needed

- A large flashlight for the Squad leader
- For this field mission project try to be in a smaller, more intimate space or room that can be darkened.
- Matthew 5:14 printed out for each recruit to take home
- Orange circle of paper on a piece of poster board to represent the sun
- Strips of orange or yellow paper that recruits can write on to represent the sun's rays
- Pencils
- Tape

Mission Project

SAY: It's time for our today's final mission. Let's read it together (reading mission card from satellite uplink). "Recruits, your final mission is to consider: Will you be the light of the world, telling others about God and His love? How can you do this?" Michael read Matthew 5:14 to us where Jesus refers to us as the Light of the World. He wants us together to take up this challenge and to tell others about God's love.

Do: Turn the flashlight on.

SAY: It is difficult for us to see the light right now because our room is full of light.

DO: Turn off the lights in the room.

SAY: Now we can see the light from the flashlight. In fact if we point the flashlight at different things in the room we can see them clearly.

SAY: Jesus wants us to be like this flashlight. In a darkened world full of sin, He wants us to be His light and to share His love. Our mission is to decide if we will be this light and how we will be a light in the world. I have placed some orange and yellow strips of paper in the middle of the room. Let's take a moment and think about how we could shine for Jesus.

DO: Give suggestions as needed and help some of the younger recruits write their responses down. Philippians 2:14-15 has some great suggestions.

Suggestions of how the recruits can be lights in our world:

- Show God's love to others by acting in a Christ-like manner. People will see that we are different in how, for example we always speak kindly, are patient and help people.
- Invite your friends to church, Sunday school or youth events.
- Tell your friends about your families traditions at Christmas and Easter.
- Share how you have asked God for His help in a difficult situation.



- Send a card to a sick friend.
- Help your neighbour in his garden or cut the lawn or shovel the snow for a neighbour.
- Pick up garbage in the park.

Review these responses by reading them to the recruits.



Prayer Huddle



YouTube: Play "Who Is This Jesus? (S2) Episode 3 (4/4)". Pause the video when the PRAYER HUDDLE CARD appears on screen and remains as you and your recruits complete the prayer huddle.

PPT: Click to advance to next slide. Pause video when PRAYER HUDDLE CARD appears on screen and remains as you and your recruits complete the prayer huddle.



Supplies Needed

- A small flashlight for each recruit (available at most dollar stores)

Directions

SAY: We are going to spend some time now deciding if we will be the light of the world. I am going to begin by opening in prayer. I want each of you to focus on God's call for you. He wants you to be the light. He wants you to share His love by telling others about Him. Are you willing to do this?

DO: Place the small flashlights on a table near you for the recruits to see.

SAY: You will see that I have smaller flashlights here for each of you. If you would like to be the light of the world and are committed to telling others about God and His love, then you may come while I am praying and choose a flashlight. Turn it on and let your light shine.

Let's pray.

NOTES



Squad Leader, be sure to send a reminder to the recruits to bring their Bible to the next meeting.



I Am Statements

Cut the following Bible verses apart and place one statement in each balloon.

John 6:35

Then Jesus declared, "I am the bread of life. He who comes to me will never go hungry, and he who believes in me will never be thirsty."

John 8:12

When Jesus spoke again to the people, he said, "I am the light of the world. Whoever follows me will never walk in darkness, but will have the light of life."

John 10:9

I am the gate; whoever enters through me will be saved. He will come in and go out, and find pasture.

John 10:11

I am the good shepherd. The good shepherd lays down his life for his sheep.

John 11:25-26

Jesus said to her, "I am the resurrection and the life. He who believes in me will live, even though he dies; and whoever lives and believes in me will never die."

John 14:6

Jesus answered, "I am the way and the truth and the life. No one comes to the Father except through me."

John 15:5

"I am the vine; you are the branches. If a man remains in me and I in him, he will bear much fruit; apart from me you can do nothing."

I Am Statements and Identified Needs


Squad Leader Sheet

I Am Verse	Identified Physical Need
<p>John 6:35 Then Jesus declared, "I am the bread of life. He who comes to me will never go hungry, and he who believes in me will never be thirsty."</p>	Food and drink
<p>John 8:12 When Jesus spoke again to the people, he said, "I am the light of the world. Whoever follows me will never walk in darkness, but will have the light of life."</p>	Light to see in darkness
<p>John 10:9 I am the gate; whoever enters through me will be saved. He will come in and go out, and find pasture.</p>	A way to safety
<p>John 10:11 I am the good shepherd. The good shepherd lays down his life for his sheep.</p>	Life/Protector
<p>John 11:25-26 Jesus said to her, "I am the resurrection and the life. He who believes in me will live, even though he dies; and whoever lives and believes in me will never die."</p>	Life
<p>John 14:6 Jesus answered, "I am the way and the truth and the life. No one comes to the Father except through me."</p>	God
<p>John 15:5 "I am the vine; you are the branches. If a man remains in me and I in him, he will bear much fruit; apart from me you can do nothing."</p>	Someone to provide resources/Power

"I Am Cards"

Cut apart each picture card. Have recruits work in teams to find the correct match for each "I Am" statements. Be prepared to read the text on the cards for recruits who may need assistance.


Light helps us choose the right way to go when it's dark.




Jesus shows us the right choice to make when it's not clear to us.




A gate is the way to get behind strong walls and be safe from danger or thieves who want to harm you.



Jesus is the way to get behind Heaven's strong walls and be safe from the devil's tricks to harm you.



A shepherd watches over his sheep, and keeps them safe from wild animals.



Jesus watches over his people, and keeps them safe from the devil's tricks.



We have a desire to live forever, but our bodies don't last that long.

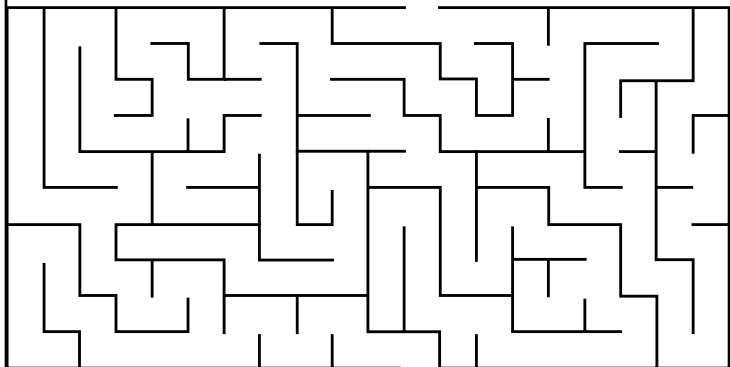


If Jesus is our Saviour, he will bring us back to life and give us heavenly bodies that will last forever.



If we want to know how to get somewhere, we need to know the right way.

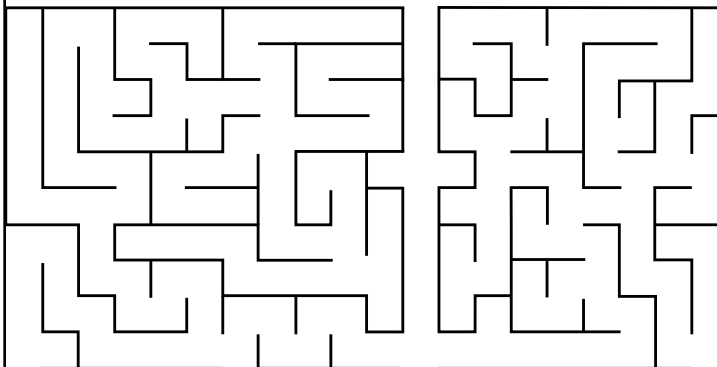
Finish



Start

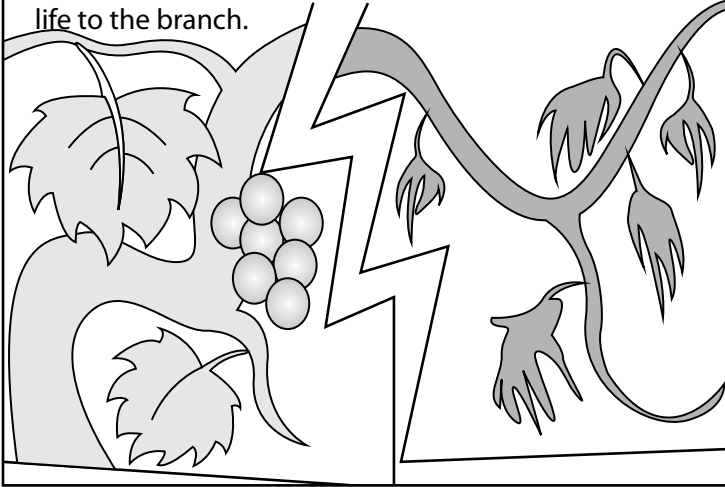
Jesus is the only way we can take to get to God.

GOD




US


If you separate a branch from the vine, the branch will shrivel up and die physically. The branch needs to be connected to its roots through the vine. The roots give life to the branch.



If you separate a person from God, it will be like they shrivel up and die spiritually. People need to be connected to God through Jesus. God gives spiritual life to people.



People need to accept food and drink or their body gets sick and weak.



People need to accept Jesus or their spirit gets sick and weak.

