



Worship God Only



THE MISSION AIM

God is the only proper object of our worship. We need to give God first place in our lives.



KEY VERSE

Exodus 20:3: "You shall have no other gods before Me."



Pre-Mission Activity



Supplies Needed

- A number of books that can be used for balancing on heads (maybe not really good ones as they may get dropped)
- Magazines, newspapers, ads with items the recruits might really enjoy having
- Paper
- Glue
- Scissors

Directions

SAY: Welcome back. There are two activities that you can participate in today.

Option 1: This is a challenge activity. I want to see who can carry the most books without dropping them. Oh, did I say you had to carry them on your head from this table to the wall? So seriously, let's see who can do the most. Let's each start with one and then we'll try two and we'll keep on going. Don't worry if you drop one; you can still try two and three and so on.

Option 2: For this activity I'd like you to find pictures in the magazines or newspapers of things that are really important to you. You can glue them onto a piece of paper and create a collage.

DO: Give the recruits time to do the activities.

SAY: You've had a chance to test out your skills and/or check out your desires today. Now as we begin our missions, I'd like you to think about what is truly important to you. Try to determine whether you try to do too many things or if you maintain a good balance.



Mission Uplink 1



Have ready YouTube playlist: "Season 2 – Worship 101 Episode 1: Worship God Only"

Play "Worship 101 (S2) Episode 1 (1/4)". Episode begins with the *Ready to Serve* theme song, followed automatically by the MISSION # 1 VIDEO. Pause the video when the MISSION # 1 CARD appears on screen and remains as you and your recruits complete Mission # 1.

If using PPT for video, have W-Episode_1-Worship_God_Only.pptx ready and play slide one. Pause on the MISSION # 1 CARD so you and your recruits can complete Mission # 1.



Mission #1



Supplies Needed

- Bible, game controller, iPad, television remote, hockey stick, laptop, school book, instrument, picture of young people, and other items that you know your recruits would really enjoy spread out around the room
- Paper with "other" written on it
- Marker



Mission Assignment

SAY: MMMM! Wow! The team sure gave us a lot to think about. It's easy to think of sins that everyone seems to know, greed, lying, etc. But I like what Christie had to say, "We really have to think about anything that gets in between us and God." It's really easy to get all wrapped up in life and forget God; we let things come between us. We don't mean for it to happen but it does. I'm really excited about our mission. I think it will be really good to reflect on things. So, let's get right to it. Let's count down 3-2-1...Mission # 1 (reading mission card from satellite uplink) "Recruits, think about those things that can become objects of our worship when we give them more priority than God."

SAY: Okay team, we have some work to do. Michael reminded us of Exodus 20:3 where it tells us that we should have no other gods before God. He wants to be the main thing in our life. It's so easy to let Him be set aside for the things that we like to do and the people we like to spend time with. Let's spend some time focusing on this for a few minutes. We need everyone to be absolutely honest. You'll notice some objects around the room. On "go" I want you to run to one of the objects that you would rather spend time with. As I said, I want you to be completely honest. This is not a test but I want you to reflect on your choices and decisions. Does everyone understand what to do? Okay "Go".

DO: Make sure that you spread the objects listed above widely around the room so that the young people are unlikely to run into each other. Remember to offer a section for "other" and have a sheet of paper there for the recruits to write or draw their responses.

SAY: Okay, now that you have had the chance to run to your favourite item, think of another one and on "go" we will run again. "Go".



SAY: It is really challenging to keep our focus on God and not to let things and other people get in the way. The truth is though, that anything that we give more priority to than God is called an idol. The items/people that we have just looked at are not idols in themselves, but they are when they take us away from God. You see, when we spend more time watching television or playing video games and they leave us with no time for God, then we face the danger of them becoming an idol. If we only listen to our own wants, such as playing hockey or video games we may be missing out on something God has for us. For example, maybe there's a lonely kid at school who might want to play hockey too. But if you don't remember to include God you might never notice these opportunities. When something becomes an idol it keeps us from God and from hearing His voice. The Bible clearly says that we should have no other gods before Him. We are going to take a deeper look at this as we spend time together today. Let's go back to the team and continue to focus on this very important topic.



Mission Uplink 2



YouTube: Play "Worship 101 (S2) Episode 1 (2/4)". Pause the video when the MISSION # 2 CARD appears on screen and remains as you and your recruits complete Mission # 2.

PPT: Click to advance to next slide. Pause video when MISSION #2 CARD appears on screen and remains as you and your recruits complete Mission # 2.



Mission #2



Supplies Needed

- God versus Dagon Story (see attachment pages 7)
- Booklet – "God vs. Dagon"; each recruit will need one page (if you have more recruits than pages, then feel free to make more than one booklet or do doubles of one page); do not staple the booklet together until after reading it together (see attachment pages 8-13)
- You may wish to have a picture of the Ark of the Covenant to show the recruits (you can find them online); if you use the picture remind them that they just need to sketch it out, they don't need too much detail
- Pencils, pencil crayons
- "Mirror" for each recruit – use a piece of cardboard (cereal box cut into smaller pieces, Bristol board) about 10 cm x 15 cm and cover with aluminum foil so that the recruits can write on both sides
- Permanent markers



Mission Assignment

SAY: What an incredible challenge this is. To think that if we are putting things before God then we don't realize how holy and powerful God is. I'm really curious about this story in the



Bible, aren't you? Let's give a drum roll for Mission # 2 so that we can get started. Drum roll please...Mission # 2 (reading mission card from satellite uplink) "Look at the story of Dagon and see how powerful God is compared to this false god who has absolutely no power."

SAY: Okay, let's get to it. The story of Dagon is found in 1 Samuel 4-6. It is pretty long but we have a booklet that we are going to work through together as we read the story. Your task will be to draw the pictures that go along with one of the pages in our booklet. I'm going to read the story first and then hand out the page that you will work on. You will only have about 5 minutes for drawing so be sure to just make sketches and don't be concerned about having too much detail.

DO: Read the story as found on the story attachment with lots of expression. Hand out pages of the booklet and pencils for the recruits to illustrate. As the recruits draw, read the story again.

SAY: Isn't that something? God detests having other things put before Him. He needs to have our full respect and honour. He is the only proper object of our worship. Now that we've looked at the story of God and Dagon and have looked at things in our lives that might be idols, I'd like you to think about something that might be an idol in your life. I'm going to give you a "mirror" to write or draw your ideas. You will need to use the permanent marker to draw. Please just use one side of your "mirror".

DO: Give the recruits a moment to think about this and to write or draw their responses.

SAY: Well done recruits. You've worked hard today. I'm curious to see how poor Simon is doing. Let's go find out while _____ sends your Intel back to the team.



Mission Uplink 3



YouTube: Play "Worship 101 (S2) Episode 1 (3/4)". Pause the video when the FIELD MISSION CARD appears on screen and remains as you and your recruits complete the Field Mission Project.

PPT: Click to advance to next slide. Pause video when FIELD MISSION CARD appears on screen and remains as you and your recruits complete the Field Mission Project.



Field Mission Project



Supplies Needed

- "Mirrors" from mission assignment #2
- Permanent markers



Mission Project

SAY: Christie is so right in saying that it's sometimes easy for us to gradually get our focus off God and onto other things in our lives. We really do need to guard against that. Why don't we find out what our third mission is so that we can try to get ourselves on track? Let's have a drum roll for mission # 3... (reading mission card from satellite uplink) "First of all recruits, think about how much God deserves our respect, then think of some practical ways to pray so that you can stay focused on God, the one true God."

SAY: God really deserves our respect. What are some ways that we respect others? (*listen to them, speak kindly to them, speak kindly of them*).

DO: Give the recruits a chance to share ways that they show respect to others.

SAY: Okay, I think we need to be really practical on this mission; otherwise we won't really practise what we need to do. So, let's get into groups of about four. On the back of your "mirror" you will notice that you have a whole blank side. In your group, I'd like you to think about how you can remember to connect with God during the day. Think about how you can remember to pray through the day. For example, you may write a note in your school agenda to remind you to pray or you may have a sticky note on the mirror at home. As you think of ideas, write or draw them on the other side of your "mirror".

DO: Assign a leader or older recruit to each group. As you walk around, you may want to speak aloud some ideas (have a set time to pray each day; create a "God is Awesome" list where you write down things you see that God has given to us; ask family members to pray with you; write prayers in a journal; say grace before meals; be quiet while people are praying at church; ask God to help you when you are thing things at school; invite God to help you play well and fair; put your finger on your lips to form a cross to remind you to be still and quiet)

SAY: Let's just take a moment to quickly share some ideas. Let's have at least three ideas from each group. While the groups are sharing, feel free to write down an idea or two on your own "mirror". That way, when you take your "mirror" home you will have some reminders of how you can show respect to God by focusing on him.

DO: Allow each of the groups to share and add any ideas that may be missing



Prayer Huddle



YouTube: Play "Worship 101 (S2) Episode 1 (4/4)". Pause the video when the PRAYER HUDDLE CARD appears on screen and remains as you and your recruits complete the prayer huddle.

PPT: Click to advance to next slide. Pause video when PRAYER HUDDLE CARD appears on screen and remains as you and your recruits complete the prayer huddle.





Supplies Needed

- Lord's Prayer template for leader of prayer huddle (See attachment page 14)

Directions

SAY: This is a really important lesson for us recruits. God deserves our respect and our honour; He is the only proper object of our worship. For our prayer huddle today, I'd like us all to get down on our knees and I am going to read aloud the Lord's Prayer for us. As I read, I'll stop and have you pray individually. I want each of us to really be focused on God right now, thinking of Him, His honour, and how He deserves our respect. Let's pray.

DO: Use the Lord's Prayer template to lead the recruits in prayer.

SAY: Well, recruits, you are incredible. Let's go out into this week really seeking to trust God to help us make choices to live for Him and to keep our focus on Him. We'll see you next week.

NOTES



God versus Dagon

Read story aloud to Recruits as they illustrate the pages.

Page 1

The Israelites, God's chosen people went out to fight against the Philistines. They had quite a few battles and the Israelites weren't doing so well. In fact, during one of the battles the Philistines decided to take the Lord's Ark of the Covenant, a very special container holding the Ten Commandments. Bad idea!

Page 2

The Philistines decided to put the Ark into Dagon's temple in a city called Ashdod. Dagon was their very false god who really could do absolutely nothing and was just like a little statue. Again, huge mistake! God was not impressed. In fact, the next day when the Philistines went to their temple, there was Dagon, fallen on his face in front of the Ark.

Page 3

You would think that the Philistines would have figured out that something was up but no... They just put Dagon back in his place and left for the night. Surprise! The next morning he was flat on his face again with his head and hands broken off.

Page 4


Now that's not all. As you might imagine, God was extremely ticked at the people of Ashdod. They were treating Him like any of their gods, their fake statues. So it wasn't long before God allowed the people to get tumors, where parts of their bodies would swell up. Gross!

Page 5


The people of Ashdod finally clued in and had a town meeting. Smart move! They decided to get rid of the Ark. But they only moved it to another place, Gath and there everyone started getting tumors. So they send it on to Ekron. Well as you can imagine everyone was upset, they didn't want the Ark.

Page 6


Well, needless to say, the Philistines finally clued in that they might be up against someone bigger than their gods. So they sent the Ark back to the Israelites carried on a wagon led by oxen. They sent it with some gifts, some fine gold rats and tumors. How lovely! If you want to read more about this absolutely amazing God who wants more than anything for us to be close to Him, read 1 Samuel 4 – 6 yourself this week.




The Israelites, God's chosen people went out to fight against the Philistines. They had quite a few battles and the Israelites weren't doing so well. In fact, during one of the battles the Philistines decided to take the Lord's Ark of the Covenant, a very special container holding the Ten Commandments. Bad idea!




The Philistines decided to put the Ark into Dagon's temple in a city called Ashdod. Dagon was their very false god who really could do absolutely nothing and was just like a little statue. Again, huge mistake! God was not impressed. In fact, the next day when the Philistines went to their temple, there was Dagon, fallen on his face in front of the Ark.




You would think that the Philistines would have figured out that something was up but no...They just put Dagon back in his place and left for the night. Surprise! The next morning he was flat on his face again with his head and hands broken off.



Now that's not all. As you might imagine, God was extremely ticked at the people of Ashdod. They were treating Him like any of their gods, their fake statues. So it wasn't long before God allowed the people to get tumors, where parts of their bodies would swell up. Gross!



The people of Ashdod finally clued in and had a town meeting. Smart move! They decided to get rid of the Ark. But they only moved it to another place, Gath and there everyone started getting tumors. So they send it on to Ekron. Well as you can imagine everyone was upset, they didn't want the Ark.



Well, needless to say, the Philistines finally clued in that they might be up against someone bigger than their gods. So they sent the Ark back to the Israelites carried on a wagon led by oxen. They sent it with some gifts, some fine gold rats and tumors. How lovely! If you want to read more about this absolutely amazing God who wants more than anything for us to be close to Him, read 1 Samuel 4 – 6 yourself this week.

Read the Lord's Prayer and after reading the italicized section, allow the recruits a moment of prayer.

The Lord's Prayer

Matthew 6:9-13 – New King James Version (NKJV)

⁹Our Father in heaven, Hallowed be Your name.
Tell God 3 things that you love about Him.

¹⁰Your kingdom come. Your will be done on earth as it is in heaven.
Tell God the idols that you wrote down and ask Him to help you to put Him first.

¹¹Give us this day our daily bread.
Ask God for 1 thing that you need this week.

¹²And forgive us our debts, As we forgive our debtors.
Ask God to forgive you for putting idols before Him.

¹³And do not lead us into temptation,
But deliver us from the evil one.
For Yours is the kingdom and the power and the glory forever.
Thank God that He will help you to live for Him.

Amen.