



The Missionaries



THE MISSION AIM

To help recruits know that heroes of the faith take the good news of the Gospel to the ends of the earth.



KEY VERSE

Acts 1:8: But you will receive power when the Holy Spirit comes on you; and you will be my witnesses in Jerusalem, and in all Judea and Samaria, and to the ends of the earth."



Pre-Mission Activity



Supplies Needed

- Two Bouncy balls or basketballs
- Two large shirts
- Two scarves
- Two pairs of mittens or oven mitts
- Pylons or items to make an obstacle course

Directions

SAY: Last time we were together we talked a lot about changes that need to be made in our world. Each of you had asked God to show you what changes you could make and what you could do to make those changes. Did any of you work on these changes during the week? Did anyone bring in something to share or show today?

DO: Give opportunity for the recruits to share their thoughts and ideas.

SAY: Today we are going to be learning a verse found in Acts1:8. It reads, "But you will receive power when the Holy Spirit comes on you; and you will be my witnesses in Jerusalem, and in all Judea and Samaria, and to the ends of the earth."

SAY: This makes me think that we will be learning about going to places that may be unknown to us. Let's begin with a game called, "Travel to the end of the earth." To play this game, we will compete in two teams. Each member of the team will travel through an obstacle course to "the end of the earth."

SAY: While "travelling" through the obstacle course, you will be dribbling the ball. At each Pylon or item of clothing, you will put down the ball and put on the clothing item. Then you will pick up the ball and dribble to the next item of clothing. Once you have made it

“to the end of the earth” you may pick up the ball and run back to your team’s line, take off the clothes items and give the ball to the next person in line. The team that wins will be the team that completes the obstacle course first.

SAY: Are you ready to begin?

DO: Encourage the recruits as they are “travelling” through the course.

SAY: Excellent job travelling to the end of the earth. As I think about our verse from Acts, I am excited to see what is happening with the Recon Team today. I wonder if they are going on a trip or if they are learning about Faith Heroes that travelled. Well, I guess we shouldn’t wait. Let’s check in with the Recon Team.



Squad Leader, you will need to replace the clothing items to their spots quickly in order for the next recruit to begin the obstacle course.



Mission Uplink 1



Have ready YouTube playlist: “Season 3 – Faith Heroes Episode 3: The Missionaries”

Play “Faith Heroes (S3) Episode 3 (1/4)”. Episode begins with the *Ready to Serve* theme song, followed automatically by the MISSION # 1 VIDEO. Pause the video when the MISSION # 1 CARD appears on screen and remains as you and your recruits complete Mission # 1.

If using PPT for video, have FH-Episode_3-The_Missionaries.pptx ready and play slide one. Pause on the MISSION # 1 CARD so you and your recruits can complete Mission # 1.



Mission #1



Supplies Needed

- Bibles for each recruit or Acts 13 printed out
- Five pieces of paper numbered 1 to 5
- Write the following on the papers:
 - #1 - call
 - #2 - pray
 - #3 - blind
 - #4 - city
 - #5 - listen
- Poster entitled, “What is a Missionary?”



Mission Assignment

SAY: Countdown with me and let’s read Mission #1 together. 3-2-1 (reading mission card from satellite uplink). “Recruits, using the story of Paul and Barnabas, discover what it means to be a missionary.”



SAY: Today we are going to use our Bibles and play a game of charades to learn about Paul and Barnabas. To play charades, one recruit will be given a card with a word on it. That recruit will need to act out the word without talking and the other recruits need to guess what it is. If you think you know the word, you can shout it out. First, let's turn in our Bibles to Acts 13. Who would like to read the first two verses?

DO: Allow a recruit to read these verses. Then choose a recruit to act out the word on the first card. All the other recruits should be guessing what the word is. Once they have guessed the word "call" or time is up, you can continue with the explanation below.

SAY: CALL – in verse two we learn that the Holy Spirit called Barnabas and "Saul" and said they should be dedicated for the special work He had for them. We learn later in this chapter that Saul was also referred to as Paul so from now on we will call him Paul. The Holy Spirit has work that he called Paul and Barnabas to do. What does this tell us? Who sent Paul and Barnabas on this mission? (Encourage responses) These verses already tell us that these two men are being sent by God to do work for Him.

SAY: Now, who would like to read verse three and four?

DO: Allow a recruit to read these verses and then choose another recruit to act out the word on the second card. All the other recruits should be guessing what the word is. Once they have guessed the correct word, in this case, pray or prayed, you can continue with the explanation below.

SAY: PRAY – in verse three we learn that Paul and Barnabas prayed for this mission as did those with them. They then left, beginning their mission. How did Paul and Barnabas confirm that leaving together was the right thing to do? Yes, they prayed about it and then followed the leading of the Holy Spirit.

SAY: As we look through chapter 13, we learn that as Paul and Barnabas travelled they preached the gospel of Jesus Christ. They taught others of Jesus' life, death and resurrection.

SAY: Let's look through some of these verses to see who Paul and Barnabas were preaching to. Look at verse five. Who knows who they were preaching to here? (*The Jews in the synagogue*)

SAY: Now, let's look at verse six. Who did they meet here that they would preach to? (*a Jewish sorcerer and false prophet named Bar-Jesus, and many people in towns across the island of Cyprus*)

SAY: Let's try another charades card to see what happens to this man.

DO: Choose a recruit to act out card #3

SAY: BLIND – that is exactly what happens to the false prophet. He begins to go against the teachings of Paul and Barnabas and tries to get another man to no longer listen to their teaching. When this happens, Paul looks directly at this false prophet and calls him an "enemy of everything that is right." Paul then tells him that for a time, he is going to be blinded and he will not see any light. Immediately, this happens and the man that the false prophet was trying to turn away from the true teachings was amazed at the teachings of the Lord and believed.



SAY: Paul and Barnabas continue to travel and to teach the gospel of Jesus. Let's look to verse 44. Would someone like to read this verse?

DO: Allow a recruit to read the verse and then choose a recruit to act out the fourth card. All the other recruits should be guessing what the word is. Again, once they have guessed the correct word, in this case "city", you can continue with the explanation below.

SAY: CITY – almost an entire city came out to hear the word of the Lord. In verse 49 we also read that the "Word of the Lord spread throughout the whole region." The Gentiles, non-Jewish people, heard the teachings of the gospel through Paul and Barnabas. A lot of people heard the teachings. Can you name some of those once again? (*False prophet, whole city, Gentiles, the Governor or proconsul with the false prophet*)

SAY: We have one card left. Is there anyone who would like to act out this last word?

DO: Give out this last card and allow time for the recruit to act the word out. All the other recruits should be guessing what the word is. Again, once they have guessed the correct word, in this case "listen", you can continue with the explanation below.

SAY: LISTEN – verses 49 – 52 explain to us that the Word of the Lord spread throughout the region. Many people heard the Word and listened to it. However, we read in these verses that some did not listen to the word. The Gentiles believed but others went against them and Paul and Barnabas had to leave the region. What does this mean? What were the results of Paul and Barnabas' mission? (*Some people listened to the message they were giving but others did not.*)

SAY: I think this story from Acts 13 helps us to understand what it means to be a missionary. We learned that they were first called by the Holy Spirit. However, before going, they sought God's wisdom and prayed. It was by the Power of God that they were given a mission and were able to go.

SAY: We learned that there were many different people that they shared the gospel with. Finally, we learned that there are some risks because some people listened to God's Word and others did not.

SAY: We need to list what we learned on our poster so that we will be reminded each week what it means to be a missionary.

SAY: Who can write on our poster: "Called by the Holy Spirit"? And, what about, "Seek God's wisdom through prayer"; and, "Able to go only because of the power of God"; and, "Preached the gospel". And finally, "Risk because some listened and some did not." I think we should also add Paul and Barnabas' names.

SAY: I believe recruits that we have completed our first mission. It reminds me again of the verse from Acts 1:8 "But you will receive power when the Holy Spirit comes on you: and you will be my witnesses in Jerusalem, and in all Judea and Samaria, and to the ends of the earth." Paul and Barnabas were called by God. It was through the power of the Holy Spirit that they were able to be God's witnesses and they traveled and spread the gospel of Jesus' life, death and resurrection.

SAY: Let's send this back to the Recon Team and hope that they receive it right away.





Mission Uplink 2



YouTube: Play "Faith Heroes (S3) Episode 3 (2/4)". Pause the video when the MISSION # 2 CARD appears on screen and remains as you and your recruits complete Mission # 2.

PPT: Click to advance to next slide. Pause video when MISSION #2 CARD appears on screen and remains as you and your recruits complete Mission # 2.



Mission #2



Supplies Needed

- Envelopes with the information from the Open Door Game Template inside them (These envelopes need to be labelled on the outside in the correct numerical order, i.e., first piece of information in envelope number one, etc.)
- These envelopes will be referred to as the "doors"
- Open Door Game Template (see attachment pages 9 and 10)
- Have the "What is a Missionary?" poster available



Mission Assignment

SAY: Stand with me as we read our second mission for today. (Reading mission card from satellite uplink) **"Recruits, your second mission is to research Brother Andrew of Open Door Ministries and find out if his ministry is similar to that of Paul and Barnabas."**

SAY: I've brought a game called the "Open Door Game". I think it might be a great way to learn about Brother Andrew. Here's what we need to do to play the game.

DO: Follow the instructions on the Open Door Game template.

SAY: Well, our mission is to find out if Brother Andrew's ministry is similar to that of Paul and Barnabas. What do you think it is recruits? (Allow time for them to answer)

DO: Use your "What is a Missionary?" poster as you highlight what you've learned about Brother Andrew.

SAY: I believe that it is. Brother Andrew was going in the power of God. It was the Love of God that led him to bring God's Word into other countries. Brother Andrew is working to meet the needs of the people that he meets and is talking to people that other Christians have not been able to reach. Finally, we see through Brother Andrew's ministry that there are risks. Paul and Barnabas had some that listened and some that did not. Brother Andrew indeed has the same problems. He has people following him and people watching him and yet he continues to do what God has called him to do.

SAY: I love his quote, "Every door is open to go in and proclaim Christ as long as you are willing to go and are not worried about coming back." Brother Andrew is indeed a missionary working for Christ. We should put his name on our poster too.

SAY: Let's send all of this back to the Recon Team now.





Mission Uplink 3



YouTube: Play "Faith Heroes (S3) Episode 3 (3/4)". Pause the video when the FIELD MISSION CARD appears on screen and remains as you and your recruits complete the Field Mission Project.

PPT: Click to advance to next slide. Pause video when FIELD MISSION CARD appears on screen and remains as you and your recruits complete the Field Mission Project.



Field Mission Project



Supplies Needed

- World map or a globe
- Stickers
- List of Canadian Salvation Army missionaries and a list of those your corps supports financially or writes to. Your corps officer can provide you with the names of "Personnel on International Service" from the Canada and Bermuda Disposition of Forces.
- Divide this list so that each recruit could take the name and address of one or two missionaries home with them.
- Writing paper
- Pens
- Large sheet of paper

Mission Project

SAY: It's time for our final mission of today. Let's read it together (reading mission card from satellite uplink). "Your final mission is to discover where some of our Canadian missionaries are serving and find a way to encourage them."

SAY: Missionaries willingly follow God's lead to leave their home land and to travel to places where God is calling them. Wherever they go, they preach the gospel and help those around them. Some people will listen to them while others will not and I am sure this can be discouraging at times. As well, they have often left loved ones, family and friends behind that they miss while they are serving God. They may also face risks in sharing the Gospel where they serve.

SAY: Today, I have brought a long a list of missionaries that are from Canada and have left their home to serve God. Let's see if we can locate where some of these missionaries are on our map/globe.

DO: Read each missionary's name and location. Allow the recruits to help you search for where they are on the map. Place a sticker on the location. Be sure to remind the recruits where Canada is and show them the distance from each missionary to their homeland.

DO: Choose a missionary that you or the recruits may be familiar with.

SAY: As a group, let's write a letter to this missionary. We want to send them words of encouragement and remind them that we are remembering them in prayer.



DO: Using the large sheet of paper, begin the letter and allow the recruits to give input to what is being written. Have all the recruits sign the letter.

SAY: I think it is important that each of these missionaries receive a letter like this one. I have divided the list of missionaries up so that each of you can take one or two names, plus writing paper home and write your very own letter to a missionary. Bring it back with you next week so that I can put them in the mail for you.

NOTE: Ask the corps to cover the cost of mailing. Some recruits may not be able to send their letter due to postage costs and we don't want this to cause a problem or a stumbling block for anyone.

DO: Distribute the list and help each recruit to identify their missionary by reading their name for them and showing them again on the map or globe where they are presently living.



Prayer Huddle



YouTube: Play "Faith Heroes (S3) Episode 3 (4/4)". Pause the video when the PRAYER HUDDLE CARD appears on screen and remains as you and your recruits complete the prayer huddle.

PPT: Click to advance to next slide. Pause video when PRAYER HUDDLE CARD appears on screen and remains as you and your recruits complete the prayer huddle.



Supplies Needed

- Missionary letters
- Acts 1:8 Globe Reminders (see attachment page 11)
- Pens or pencils



Squad Leader, be sure to remind recruits during the week to finish their letters and to bring them back to your next meeting.

Directions

SAY: Before we go today, I think it is very important for us to pray for our missionaries together. Let's begin by praying for the missionary that we all wrote our letter to and then we can each take a moment to pray for the missionary that we will write to during the week. We can do this silently or we can pray out loud. It is up to you.

DO: Open in prayer and then allow opportunity for the other recruits to pray as well. Be sure that each missionary is remembered by name when closing up your prayer time.

SAY: I have a globe reminder that you can take home with you this week to help you remember to pray for your missionary. On the back of your globe write the name of your missionary.

DO: Hand out globe and have recruits write their missionary's name of the back.

SAY: Our time together is over but I would ask that you remember to pray for your missionary this week. As you write your letters, encourage them through your words. Remember they are serving God as they reach out to others. Bring your letters back next week so that we can send them in the mail.



FAITH HERO TRADING CARDS

Supplies Needed

- Copies of Missionaries cards for each recruit: Paul, Barnabas, , Brother Andrew, Jack Addie, Frederick Booth-Tucker, Amy Carmichael, Gladys Aylward, and Sundar Singh. Print front and back on card stock, if possible, and cut apart (see attachment pages 12 and 13)

Directions

SAY: I have a set of cards for each of you with the heroes of the faith that we have heard and learned about today. You will also discover that there are three extra faith hero missionaries that have been included. They are Amy Carmichael, Gladys Aylward and Sundar Singh. I would encourage you to take these cards home and see how much information you can remember about each hero.



Open Door Game

(similar to Octopus)

DO: Large Groups—One recruit is to act as the doorkeeper. His job is to try and stop the recruits from getting door #1 (numbered envelopes). To do this, he needs to touch the recruits as they are moving from one end of the room to the other. If a recruit is touched by the doorkeeper, he/she must sit down where touched. The other recruits continue to move towards the door. A round ends when either the “door” has been reached by a recruit or all recruits have been stopped by the doorkeeper.

NOTE: All recruits must be attempting to get to the same door. Doors (envelopes) must be opened in numerical order.

If wanted, you can have one recruit or squad leader act as the “healer”. The healer can touch those that have been caught by the doorkeeper. The healer would need to touch the recruit sitting on the floor to make them active once again.

When a recruit gets to the door (envelope), he or she may open it and read the information inside to all the other recruits. Once read, a new round begins with a new doorkeeper.

The game is finished when all the information has been shared with the recruits.

DO: Smaller Groups – Hide the doors (numbered envelopes) around the room and have the recruits search for the doors. Once the doors have been found, gather together to share the information inside each of the doors in order.

DO: Enclose the following cards into the matching numbered envelopes:

#1

Brother Andrew travelled to Poland in 1955 and found that a lot of people there needed Bibles, support and prayer.

#2

While in Poland Brother Andrew distributed an entire suitcase full of Christian Literature.

#3

He feels passionately that he is to proclaim the Word of God and has taken Bibles into many difficult and dangerous areas.

#4

He has had people (Russian Secret Police) following him and keeping records of him and what he does.

#5

Brother Andrew has travelled to 125 countries to preach and to help those in need. He has broken down religious barriers by preaching in Catholic and Coptic Orthodox churches.

#6

Has secretly distributed millions of Bible each year.

#7

A quote from Brother Andrew:

"Every door is open to go in and proclaim Christ as long as you are willing to go and are not worried about coming back."

Acts 1:8 Globe Reminder

Make enough copies of this page for each recruit to have one globe. Cut and give out during the prayer huddle as a reminder to pray for their missionary this week as they spread God's good news around the world. Have the recruits write their missionary's name on the back of the globe.



γεια σου!
I'm
Barnabas



Missionnaires 

Hi!
I'm Jack
Addie




Missionnaires 

Shalom!
I'm Paul




Missionnaires 

Hallo!
I'm Brother
Andrew



Missionnaires 

Hi!
I'm Amy
Carmichael




Missionnaires 

Namaste!
I'm
Frederick
Booth-Tucker




Missionnaires 

Nihao!
I'm Gladys
Aylward



Missionnaires 

Namaste!
I'm Sundar
Singh



Missionnaires 

NAME: Jack Addie
BORN: Around 1863,
in Aberdeenshire, Scotland
CAREER: Draper, Salvation Army Officer
FAMOUS FOR:
Starting meetings of The Salvation Army in
Canada, when he was about 20 years old.
He worked with his friend, Joe Ludgate.
DIED: 1 August, 1939

NAME: Andrew van der Bijl
BORN: 11 May, 1928, in Sint Pancras,
the Netherlands
CAREER: Soldier, smuggler
FAMOUS FOR:
Smuggling large numbers of bibles into
countries where Christian books are forbidden.
He still visits places where Christians are
threatened, and speaks about his experiences.
He is known by his nickname: Brother Andrew.

NAME: Frederick Booth-Tucker
BORN: 21 March, 1853
in Monghyr, India
CAREER: Salvation Army Officer
FAMOUS FOR:
Changing the way missionaries worked in other
countries. Instead of forcing people to act
English, he wore Indian clothes and learned their
language and culture to teach them about Jesus.
DIED: 17 July, 1929

NAME: Sundar Singh
BORN: 3 September, 1889
in Patiala State, India
CAREER: Missionary
FAMOUS FOR:
At 14, his mother died, and Sundar felt his Sikh beliefs
were meaningless. He began persecuting Christian
missionaries. But at 16 he had a vision of Jesus, and
became a Christian. He shared Christianity in an Indian
way in Tibet & North India, and spoke around the world.
DIED: 1929 in the Himalayan foothills

NAME: Barnabas (formerly Joseph)
LIVED: During the first century,
born in Cyprus.
CAREER: Missionary
FAMOUS FOR:
Being a generous giver in the early church.
People called him Barnabas (meaning "son of
encouragement"). He encouraged Paul after
Paul became a Christian, and travelled with
him to tell people about Jesus.

NAME: Paul (formerly Saul)
BORN: Around 5 A.D.
in Tarsus, Cilicia (Turkey)
CAREER: Tentmaker, missionary
FAMOUS FOR:
Fighting strongly against Christianity, then
suddenly becoming a Christian evangelist. He
started many churches in the Roman Empire,
and wrote most of the New Testament.
DIED: Around 67 A.D.

NAME: Amy Carmichael
BORN: 16 December, 1867, in Millisle,
County Down, Northern Ireland
CAREER: Missionary
FAMOUS FOR:
Her work with women and children, starting in
Belfast and ending in India. She was often sick,
but still rescued hundreds of Indian children from
a life of temple prostitution.
DIED: 18 January, 1951

NAME: Gladys Aylward, or
Ai-weh-deh ("Virtuous One")
BORN: 24 February 1902, in London, UK
CAREER: Parlour Maid, Innkeeper, Missionary
FAMOUS FOR:
After being rejected as a missionary, she went to China
by herself. She learned Chinese, and taught against the
practice of foot binding; preaching the gospel wherever
she went. In 1947, missionaries were forced out of
China, so she went to Taiwan and ran an orphanage.
DIED: 3 January, 1970