



The Rescuers



THE MISSION AIM

To help recruits know that heroes of the faith work to rescue and free those who are victimized.



KEY VERSE

Luke 4:18: "The Spirit of the Lord is on me, because he has anointed me to proclaim good news to the poor. He has sent me to proclaim freedom for the prisoners and recovery of sight for the blind, to set the oppressed free."



Pre-Mission Activity



Supplies Needed

- Two fly swatters
- Review Cards (See attachment page 9)

Directions

SAY: In the last four weeks we have learned about various Faith Heroes. We have discovered what it means to be a Martyr, a Missionary, a Reformer and an Evangelist. We learned about different Faith Heroes in each of these categories. Some were Bible Heroes. Some were historical heroes and some present day/modern Faith Heroes.

SAY: Today we are going to play a game to see if you can remember each of these faith heroes. To play, I will split you into two groups. One member from each group will come to the front and I will show them a card with the name of one of our Faith Heroes on it. The first to swat their fly swatter on the ground will have the opportunity to say three or less words describing their faith hero. The object is to say words that will allow your team to guess the name of the Faith Hero on the card.

SAY: If your team cannot guess the name of the Faith Hero then the other team has the opportunity to steal your point. If they know who it is, they get the point.

DO: Provide an example to the recruits of what this might look like.

SAY: An example of this might be, "Founder of Army". Recruits, who do you think I am talking about? That's right William Booth is the Founder of The Salvation Army. I only used three words to get you to say his name.

SAY: Okay recruits are you ready to give it a try?



NOTE Smaller groups: do not split into two teams but allow each recruit the opportunity to try and have the other recruits guess the name on the Faith Hero card using only three words.

DO: Split the recruits into two teams and have the first two members join you at the front. Give each of them a fly swatter and then show them the card (be sure this is at the same time). When one of them has swatted the floor, allow them to say no more than three words about the person. They cannot use any names as their words. If they say more than three words, their team cannot guess.

DO: Play until everyone has had a turn or all the cards are used up.

SAY: We have learned a lot about Faith Heroes. Today I believe the Recon team will present us with a new category of Faith Heroes to learn about. I wonder what it could be. They have needed our help in the past, so recruits, are you ready to serve? Okay, let's check in.



Mission Uplink 1



Have ready YouTube playlist: "Season 3 – Faith Heroes Episode 5: The Rescuers"

Play "Faith Heroes (S3) Episode 5 (1/4)". Episode begins with the *Ready to Serve* theme song, followed automatically by the MISSION # 1 VIDEO. Pause the video when the MISSION # 1 CARD appears on screen and remains as you and your recruits complete Mission # 1.

If using PPT for video, have FH-Episode_5-The_Rescuers.pptx ready and play slide one. Pause on the MISSION # 1 CARD so you and your recruits can complete Mission # 1.



Mission #1



Supplies Needed

- 14 pieces of brown construction paper (2" x 8" - numbered 1 – 14) – these are the rungs of a ladder the recruits will use as they hear the story of Rahab. The paper can be taped to a wall, doorway or the floor to look like a ladder. Two pieces placed vertically will begin the bottom part of the ladder, with the third being placed across the top to represent the first rung of the ladder.
- Scarlet or red ribbon or scarf
- Poster board entitled, "What is a Rescuer?"



Mission Assignment

SAY: Let's have a drumroll for Mission #1. (Reading mission card from satellite uplink) "What does it mean to be a rescuer? Recruits, research the story of Rahab to discover if she would fit into the category of a Rescuer Faith Hero."

SAY: We are going to look into the book of Joshua chapter two to learn about Rahab. As we learn about her we will begin to build a ladder.

DO: Either give each recruit a piece of the ladder to place at the correct time or after each part of the story, ask who would like to find the next numbered piece and place it in the correct spot.



SAY:

- 1.) **First we learn in Joshua 2 that Joshua sent two spies into Canaan.** (have first piece of the ladder put into place)
- 2.) **These spies were instructed to look over the land and to report back to Joshua.** (have second piece of the ladder put into place)
- 3.) **They entered the land and went into Rahab's house and stayed there.** (third piece - horizontal)
- 4.) **The king of Jericho was told about the spies and he had a message sent to Rahab.** (fourth piece)
- 5.) **Rahab was told to bring out the men because they had come to spy on the land.** (fifth piece)
- 6.) **Rahab hid the spies on her roof under the stalks of flax.** (sixth piece - horizontal)
- 7.) **She told the messenger that the men had already left and that she did not know which way they had gone.** (seventh piece)
- 8.) **Rahab spoke to the spies later that night and confessed to them that she knew the Lord had given this land over to the Israelites and that the people of Canaan were afraid of them. She had heard of God's great power and authority in past circumstances and she submitted to God by wanting to help the spies.** (eighth piece)
- 9.) **Rahab asked for kindness from the spies and the Israelites.** (ninth piece - horizontal)
- 10.) **She asked that they spare the lives of her father, mother, brothers and sisters as well as their families.** (10th piece)
- 11.) **The spies assured her that because she had spared their lives and hid them on her roof, they too, would spare her life as well as the lives of her family members.** (11th Piece)
- 12.) **But there was a condition.** (12th piece - horizontal)
- 13.) **Rahab needed to ensure that all her family members were in her house and not on the street when they returned.** (13th piece)
- 14.) **She then let the spies down out of her window. Her house was part of the city wall, and they were able to safely go into the hills.** (14th piece)

SAY: There was one other thing that Rahab had to do. Before the spies left her house, she hung a scarlet cord in the window of her home so that when the Israelites came, they would know which house not to enter or to harm in any way.

DO: As you tell this last bit, take the scarf you have brought and hang it down from the ladder the recruits just created.

SAY: Just as the Commander was saying, rescuers try to help and set free those who are victimized. Rahab knew that she had to help the spies. She needed to ensure their safety and to set them free. If that king had found them, who knows what would have happened? Rahab was a rescuer. From this story can you think of how we could best define being a Rescuer? We want to add these ideas to our poster and of course add Rahab's name.



DO: Guide the recruits to these ideas:

- A rescuer is someone who seeks justice for the sake of others
- Helps someone that cannot help themselves
- Stands up for someone when they see a wrong being done

SAY: The ladder we made reminds me that Rahab let the spies down to protect them. She let them down on a rope but the ladder gives us a good visual of how she helped out. The red scarf reminds me that they helped her out in return and provided safety for her and for her family. It really is pretty amazing; Rahab believed in God's power and submitted herself to him. Because of this she protected God's people, helped them when they couldn't help themselves and God blessed her by saving her and her family from harm and even death.

SAY: I hope this helps Adrian out. This story is just one example of people being in trouble and needing help. The verse Michael read to us also gives a good example of what a rescuer is and does, when Jesus said, "The Spirit of the Lord is on me, because he has anointed me to proclaim good news to the poor. He has sent me to proclaim freedom for the prisoners and recovery of sight for the blind, to set the oppressed free." (Luke 4:18)

SAY: Let's report back to the Recon Team. Maybe they'll have another mission for us later.



Mission Uplink 2



YouTube: Play "Faith Heroes (S3) Episode 5 (2/4)". Pause the video when the MISSION # 2 CARD appears on screen and remains as you and your recruits complete Mission # 2.

PPT: Click to advance to next slide. Pause video when MISSION #2 CARD appears on screen and remains as you and your recruits complete Mission # 2.



Mission #2



Supplies Needed

- Eva den Hartog information on Shield shapes (See information on attachment pages 10, 11 and 12)
- Corrie ten Boom information on Star shapes (See information on attachment pages 10, 11 and 12)
- Tape to post these around the room



Mission Assignment

SAY: It's time for our next mission. Let's read it together (read mission card from satellite uplink) "Your next mission is to research the lives of Eva den Hartog and Corrie ten Boom. How are they rescuers?"



SAY: Well recruits, this seems like a pretty big assignment. We need to learn about the lives of two women and decide how they are rescuers. I've got a bit of information on both of these women. Eva den Hartog was a Salvation Army officer who worked in refugee camps providing aid to people who lived in horrible conditions. Corrie ten Boom helped hide Jewish people from the Nazis during World War II. Let's see if we can learn even more about these ladies.

SAY: Around the room, you will see shield signs and stars. The shield signs represent all of the information I have collected about Eva den Hartog. They are shaped like shields because Eva den Hartog represented The Salvation Army while working in the refugee camps. The stars around the room represent Corrie ten Boom and the information about her life. They are shaped like stars because the Jewish people she tried to help were forced to wear stars on their clothes and jackets so that everyone would know that they were Jewish.

SAY: Our assignment is to research the lives of these two women. I am pretty sure that we all want to complete this mission; however, there is an extra step involved. To learn this information about Eva den Hartog and Corrie ten Boom you have to be the first to complete one of these challenges that I will give you. Whoever is first can then go and choose one of the stars or shield signs. At the end of the challenges, we will see who has gathered the most shields and stars. We will then read all of the information together and decide if they are in fact Faith Heroes: Rescuers of the faith. If so, we will add them to our poster. Okay, are you ready?

SAY: **Your first challenge:** (as you go through these challenges allow the first person to complete it to then choose a star or a shield sign, continue with the challenges until all the stars/shield signs have been collected)

- 1.) Hop on one foot five times
- 2.) Skip to the end of the room and back
- 3.) Crab walk around a circle
- 4.) Do a cartwheel
- 5.) Travel like an inch worm to the end of the room
- 6.) Play pat-a-cake with a friend
- 7.) Sing O Canada
- 8.) Do 10 jumping jacks
- 9.) Move like an animal, sound and all
- 10.) Quote a verse from the Bible to your squad leader
- 11.) Tell your squad leader the name of the missionary that you wrote a letter to
- 12.) High five three other recruits
- 13.) Hop like a bunny to the wall furthest from you
- 14.) Pat a friend on the back (gently)



- 15.) Sing, "The ABC song."
- 16.) Squat and walk like a duck to the other end of the room
- 17.) Count your fingers and your toes
- 18.) Play peek-a-boo with a friend



If you have a disabled recruit, you will need to adjust the physical challenges to suit them or give them the job of watching to see who is first to complete the challenge.

SAY: Now that we have gathered all of the cards, let's put them in order and see if we can tell the story of both of these women.

DO: Put the cards in order and then read through the lives of Eva den Hartog and Corrie ten Boom.

SAY: Do you think they would fit on our board as Faith Heroes and Rescuers? (Allow recruits to respond) Yes, I do agree. They both sought justice for others and helped those that couldn't help themselves. Let's put their names on our poster.



Prayer Huddle



YouTube: Play "Faith Heroes (S3) Episode 5 (3/4)". Pause the video when the PRAYER HUDDLE CARD appears on screen and remains as you and your recruits complete the prayer huddle.

PPT: Click to advance to next slide. Pause video when PRAYER HUDDLE CARD appears on screen and remains as you and your recruits complete the prayer huddle.



Supplies Needed

- None

Directions

SAY: I think this is a good time to thank God for the Rescuers that we have already learned about. Rahab saved the spies from the king, and the Israelites entered into the land of Canaan. Because Rahab helped the spies she was protected as well. Florence Booth helped many young women throughout London and all of the United Kingdom. These young women found safety, food and shelter. Today, some of our shelters are named after her and her work. Eva den Hartog cared for thousands of men, women and children who were sick and starving by providing them with medicine, clean water and food in the refugee camps. She made the world aware of the terrible conditions of the refugee camps. Corrie ten Boom and her family protected over 800 Jews from harm and from death. An entire race could have been wiped out, but because she believed in the love of Jesus Christ, she hid these people from the Nazis. We need to spend a moment thanking God for these women and for the work that they did.

SAY: As we pray, I want you to be thinking of how you too could be a rescuer. Let's pray:

DO: Pray giving thanks for the women we have learned about and for the many other Faith Heroes that have helped take care of God's people. Ask that the Recruits too may find a way to be a rescuer.

SAY: Well team, I think it is time for us to report back to the Recon team.





Mission Uplink 3



YouTube: Play "Faith Heroes (S3) Episode 5 (4/4)". Pause the video when the FIELD MISSION CARD appears on screen and remains as you and your recruits complete the Field Mission Project.

PPT: Click to advance to next slide. Pause video when FIELD MISSION CARD appears on screen and remains as you and your recruits complete the Field Mission Project.



Field Mission Project



Supplies Needed

- Plain sheet of paper for each recruit

Mission Project

SAY: Let's have a drum roll for mission #3 (read mission card from satellite uplink). "Squad members, how can you be a rescuer?"

SAY: Michael has really challenged us today. He wants each of us to think of a way that we could be a rescuer. God calls each of us to different missions. There are so many ways we could help and be rescuers. Maybe he has already given you an idea of what he wants you to do. Let's think of some ways that each of us could be a rescuer.

DO: Allow the recruits to brainstorm some ideas or you could share from the following list of ideas.

- pray for those who are working to rescue those caught in human trafficking
- donate/help out at food bank
- sponsor a child through world missions, gifts of hope, etc.
- donate to thrift store
- donate school supplies, etc.
- youth group projects
- give money to people on street

SAY: There are so many ways that we can be rescuers. Today, let's each choose one thing that we can do to help be Faith Heroes and to help others. Let's be rescuers.

SAY: I have an idea. When you know how you can be a rescuer, write it down with your name on a piece of paper. Then I want you to make that piece of paper into a paper airplane. Airplanes soar through the sky. I think that we can soar too. When you have chosen what you will do to be a rescuer, and have written it down, I want you to commit this time and this activity to God. Tell Him that you are going to be a rescuer for Him.



SAY: All you have to do is pray silently to God. Say, "Today God, I promise to soar for you, I am going to be a rescuer. This week I am going to (fill in the blank)." Maybe you are going to clean out your closet and take some clothes to the Thrift Store. Or maybe you are going to sponsor a child. Or donate some canned goods to the food bank. You decide.

SAY: Then throw your airplane right at our poster.

SAY: As you leave today, remember to "soar" for God.

FAITH HERO TRADING CARDS

Supplies Needed

- Copies of Rescuer cards for each recruit: Florence Booth, Rahab, Corrie ten Boom, Eva den Hartog, Elizabeth Cottrill, Alida Bosshardt, Stanley Preece and Christine MacMillan. Print front and back on card stock, if possible, and cut apart (see attachment pages 13 and 14)

Directions

SAY: I have a set of cards for each of you with the heroes of the faith that we have heard and learned about today. You will also discover that there are four extra faith hero rescuers that have been included. They are Elizabeth Cottrill, Alida Bosshardt, Stanley Preece and Christine MacMillan. I would encourage you to take these cards home and see how much information you can remember about each hero.

NOTES

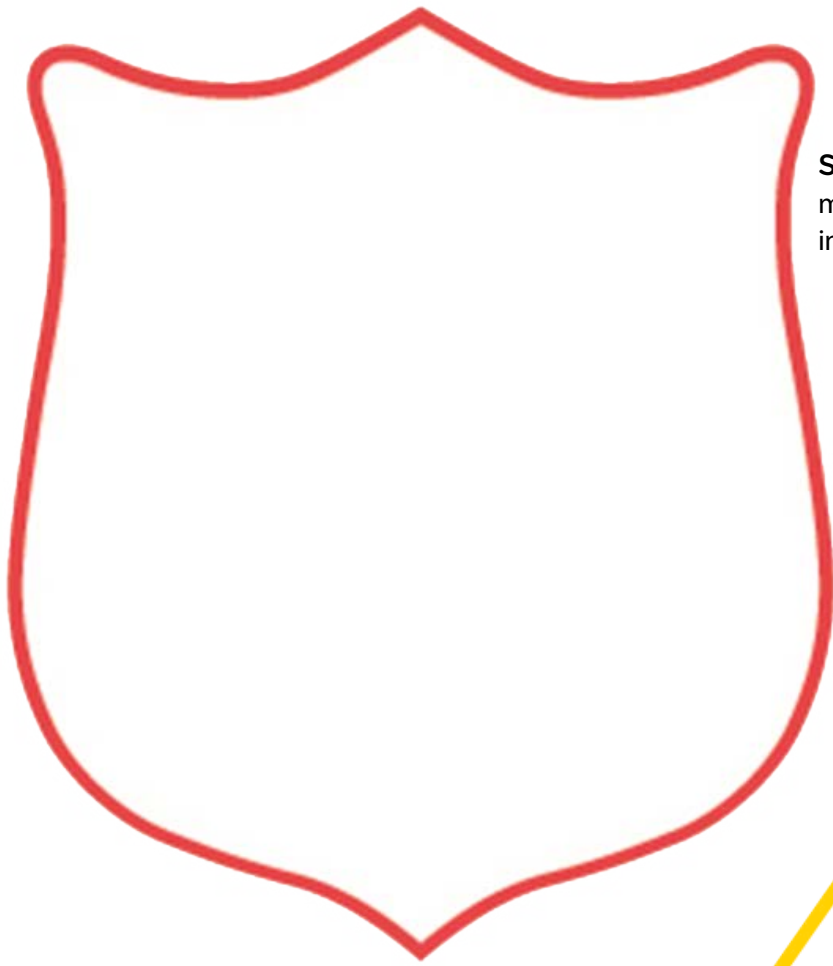


Review Cards


Stephen	Jim Elliot
Paul and Barnabas	Brother Andrew
King Josiah	Martin Luther
Gunpei Yamamuro	Philip
John Wesley	Billy Graham

Eva den Hartog	Corrie ten Boom
<p>1.</p> <p><u>Birth date:</u> May 3, 1923</p>	<p>1.</p> <p><u>Birth date:</u> April 15, 1892</p>
<p>2.</p> <p><u>Place of birth:</u> Alphen aan den Rijn, Netherlands.</p>	<p>2.</p> <p><u>Place of birth:</u> Amsterdam, Netherlands</p>
<p>3.</p> <p>Eva and her two brothers went to live at a Salvation Army's children's home when she was a baby. They stayed there until Eva was five years old and her mother remarried.</p>	<p>3.</p> <p>Corrie ten Boom and her family were Dutch Christians. They lived in a small house together during World War II.</p>
<p>4.</p> <p>At 16, Eva began helping an elderly Jewish couple during the Nazi occupation in World War II by providing them with food and supplies.</p>	<p>4.</p> <p>During this time, the Nazis were arresting Jewish people. The ten Boom family worked with the Dutch Underground.</p>
<p>5.</p> <p>At 19 she became a Salvationist and was given the mission of working at the Army's home for the chronically ill with the dangerous task of finding food and supplies during the war.</p>	<p>5.</p> <p>The ten Booms would take in and hide Jewish refugees behind a false wall in their home, in Corrie's bedroom.</p>

<p style="text-align: center;">6.</p> <p>In 1947 Eva became a Salvation Army officer and trained as a nurse. She went to the Belgian Congo as a nursing officer and served during the fight for independence and organized mobile clinics travelling to the poor in rural areas.</p>	<p style="text-align: center;">6.</p> <p>Corrie became one of the ringleaders and searched for other families that would help to hide and take in refugees.</p>
<p style="text-align: center;">7.</p> <p>For 17 years Eva worked as a medical officer in refugee camps in Congo, Calcutta, Vietnam, Cambodia and Bangladesh. She dared to go behind enemy lines to provide medical aid.</p>	<p style="text-align: center;">7.</p> <p>Corrie and her family were arrested by the Nazis and Corrie was imprisoned for 11 months. While in prison Corrie and her sister, Betsie, shared Jesus' love with others and many became Christians while in the concentration camps.</p>
<p style="text-align: center;">8.</p> <p>In 1974 the Army partnered with the Red Cross and sent Eva to into Vietnam to train Vietnamese nurses so that they could provide medical care once the Americans returned to the USA.</p>	<p style="text-align: center;">8.</p> <p>At 53 years of age, Corrie began a World Wide Ministry that took her to 60 countries to testify that "Jesus is Victor."</p>
<p style="text-align: center;">9.</p> <p>Eva was "moved with compassion" over the tragedies and horrible conditions of the refugee camps. In her retirement she traveled the world raising awareness and funds to help those with such great need. She died on August 26, 2006.</p>	<p style="text-align: center;">9.</p> <p>Corrie ten Boom died on her birthday, April 15, 1983. The Dutch community believe that only the most blessed are allowed to die on their birthday.</p>



Sample Shield shape. Enlarge, and make enough copies for each piece of information about Major Eva den Hartog.



Sample Star shape. Enlarge, and make enough copies for each piece of information about Corrie ten Boon.



I'm
Florence
Booth

RESCUERS 



My name
is Rahab

RESCUERS 




Hallo!
I'm Corrie
ten Boom

RESCUERS 



Hello!
I'm Elizabeth
Cottrill

RESCUERS 



Goedemorgen!
I'm Eva
den Hartog

RESCUERS 



Goedemorgen!
I'm Alida
Bosshardt

RESCUERS 



Hello!
I'm Stanley
Preece

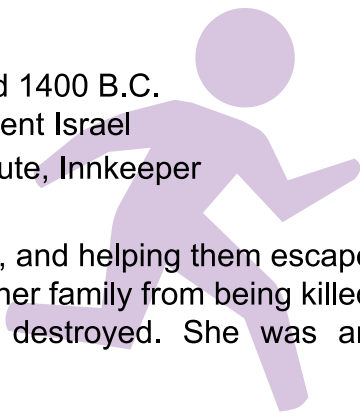
RESCUERS 



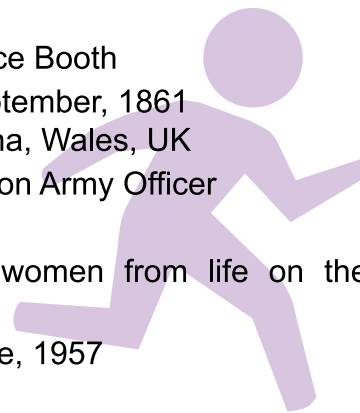
Hi!
I'm Christine
MacMillan

RESCUERS 

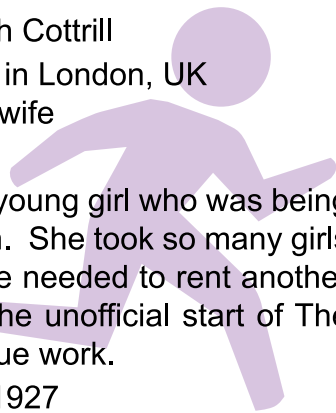
NAME: Rahab
LIVED: Around 1400 B.C.
in Ancient Israel
CAREER: Prostitute, Innkeeper
FAMOUS FOR:
Hiding Israel's spies, and helping them escape Jericho. She saved her family from being killed when Jericho was destroyed. She was an ancestor of Jesus.



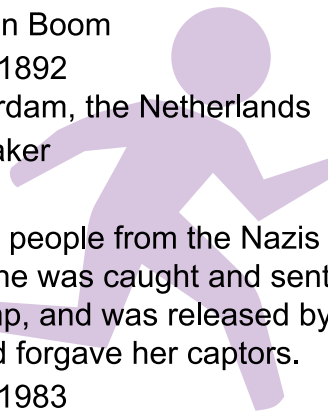
NAME: Florence Booth
BORN: 12 September, 1861
in Blaina, Wales, UK
CAREER: Salvation Army Officer
FAMOUS FOR:
Her work to save women from life on the streets.
DIED: 10 June, 1957



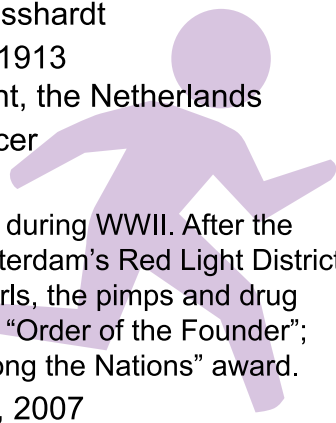
NAME: Elizabeth Cottrill
BORN: in 1840, in London, UK
CAREER: Baker's wife
FAMOUS FOR:
In 1884 she took in a young girl who was being forced into prostitution. She took so many girls into her home that she needed to rent another house. This marked the unofficial start of The Salvation Army's rescue work.
DIED: March, 1927



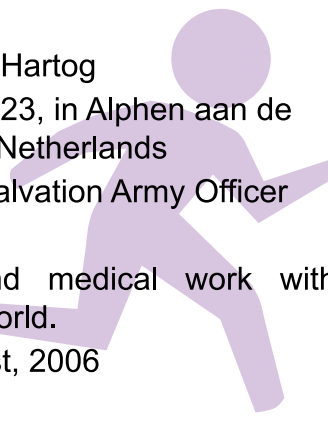
NAME: Corrie Ten Boom
BORN: 15 April, 1892
in Amsterdam, the Netherlands
CAREER: Watchmaker
FAMOUS FOR:
Helping to hide Jewish people from the Nazis during World War II. She was caught and sent to a concentration camp, and was released by accident. She met, and forgave her captors.
DIED: 15 April, 1983



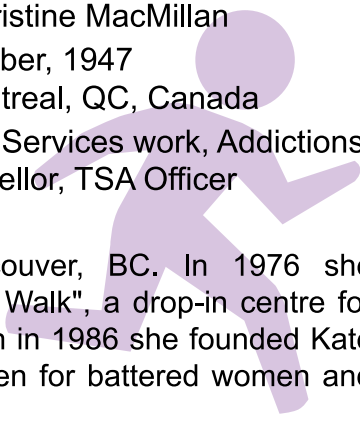
NAME: Alida Bosshardt
BORN: 8 June, 1913
in Utrecht, the Netherlands
CAREER: TSA officer
FAMOUS FOR:
Helping Jewish children during WWII. After the war, she worked in Amsterdam's Red Light District. She was loved by the girls, the pimps and drug users. She received the "Order of the Founder"; and the "Righteous Among the Nations" award.
DIED: 25 June, 2007



NAME: Eva Den Hartog
BORN: 3 May 1923, in Alphen aan de Rijn, the Netherlands
CAREER: Nurse, Salvation Army Officer
FAMOUS FOR:
Her relief efforts and medical work with refugees around the world.
DIED: 26 August, 2006



NAME: M. Christine MacMillan
BORN: 7 October, 1947
in Montreal, QC, Canada
CAREER: Social Services work, Addictions Counsellor, TSA Officer
FAMOUS FOR:
Ministering in Vancouver, BC. In 1976 she founded "The Cross Walk", a drop-in centre for street workers. Then in 1986 she founded Kate Booth House, a haven for battered women and children.



NAME: Stanley Preece
BORN: 10 December, 1908
in Cefn-Mawr, Wales
CAREER: TSA Officer
FAMOUS FOR:
Returning thousands of German children to their families after WWII. Children were removed from Germany for safety during the war, but later many were abandoned. He started a youth colony and orphanage for those with no family to return to.
DIED: 5 December, 1996

