



# The Army Today



## THE MISSION AIM

We believe God has used The Salvation Army as a force for change around the world. Our work continues to grow and spread.



## KEY VERSE

Mark 16:15: "He said to them, "Go into all the world and preach the gospel to all creation."



## Pre-Mission Activity



## Supplies Needed

- Option 1: Posters from last week's Field Mission Project: "My Salvation Army History"
- Option 2: Fine glitter - this could get messy! Be ready to wash hands.

## Directions

**Option 1:** Give recruits time to share their Salvation Army History with the rest of your squad. You may wish to display these posters somewhere in your corps.

**Option 2:** Place glitter on a recruit's hand and have them shake the person's hand next to them. Then that recruit then shakes another hand. Have this continue until everyone has shaken hands. Look to see who has glitter on them. Explain how this is just like how the gospel spreads. It starts with a few people passing it along, but quickly grows.



## Mission Uplink 1



Have ready YouTube playlist: "Season 3 – We Are An Army Episode 6: The Army Today"

Play "We Are An Army (S3) Episode 6 (1/4)". Episode begins with the *Ready to Serve* theme song, followed automatically by the MISSION # 1 VIDEO. Pause the video when the MISSION # 1 CARD appears on screen and remains as you and your recruits complete Mission # 1.

If using PPT for video, have WAAA-Episode\_6-The\_Army\_Today.pptx ready and play slide one. Pause on the MISSION # 1 CARD so you and your recruits can complete Mission # 1.



## Mission #1



### Supplies Needed

- Copies of Salvation Army Around the World (attachment pages 7 and 8) and/or The Salvation Army Zone Map (attachment page 9) (Or visit: [www.salvationarmy.org/ihq/zones](http://www.salvationarmy.org/ihq/zones))
- A world map (Dollar Stores sell large ones)
- Small stickers (simple circles would work best) (You could use a different colour sticker for each of the five zones the Army is divided into)
- Cell Phone (to take photo of world map and pretend to send it to the Recon Team)



Squad leader, if you have a large group, you may wish to have more than one map to work on.



### Mission Assignment

**SAY:** How cool that Andre has been able to visit a Salvation Army Church all the way over in England!? How many of you have visited a different Salvation Army? (Take time to ask where. It may be more local, or may be from different country, province, etc.) **Recruits, we have our first mission, lets stand and read it together** (read mission card from satellite uplink). **“Where in the world is The Salvation Army? Find out and let us know!”**

**SAY:** The Salvation Army has come a long way since it began on the streets of London, England. In fact, the Army is in more places than you might think! There are Salvation Army churches in over 132 countries throughout the world. Our first mission is to get a better sense of WHERE in the world!

**DO:** Show the world map.

**SAY:** Today we are going to work as a team to find all the regions that the Army is in. We are going to use a list from International Headquarters to find all the places where The Salvation Army is, locate it on our map and place a sticker there.

**DO:** Work to find all the locations on the map. You may want to split up the list for smaller groups to find OR assign a location to recruits one at a time. Hang the map(s) up to view.

**SAY:** How does having a visual of this information effect you? (*Amazed, get a good sense of just how world wide the Army is, etc.*)

**SAY:** Just as the Army spread to the Canada and Bermuda territory, soldiers have travelled all over the world in the hope of spreading William Booth’s message of “Heart to God, Hand to man.”

**SAY:** The team is waiting for us to bring this information back. Let’s take a photo of our map and send it to them!





## Mission Uplink 2



YouTube: Play "We Are An Army (S3) Episode 6 (2/4)". Pause the video when the MISSION # 2 CARD appears on screen and remains as you and your recruits complete Mission # 2.

PPT: Click to advance to next slide. Pause video when MISSION #2 CARD appears on screen and remains as you and your recruits complete Mission # 2.



## Mission #2



### Supplies Needed

- Copy of True or False Template (see attachment page 10)
- TRUE and FALSE signs to put on opposite walls in your meeting space



### Mission Assignment

**SAY:** Let's have a loud cheer for our next mission (read mission card from satellite uplink). "Now that you know where the Army has spread, look at some of the amazing things the Army has done around the world. Report back with your findings."

**SAY:** Although it was only a dream, Simon and Kate just got a really good glimpse of how the commitment of a few early Salvationists caused the spread of The Salvation Army around the world. Thinking about Kate's dream, how was the army able to spread from the streets of London to throughout the world? (*Word of mouth, personal experiences, people became soldiers, travelling to new lands to spread the message*)

**SAY:** Just like how a fire grows, the beginnings of the Army were small. But once the fire caught, it shone big and bright. Those first little steps spread in many big, interesting and amazing ways. Other than its original projects of "Soup, Soap and Salvation", do you know of any big projects or work that The Salvation Army has done? (Recruits may not have any ideas, but worth asking!)

**SAY:** The Salvation Army has been involved in so many things, that it would take us days to talk about it all. So, today we're going to play a game to learn a few of the interesting ways the Army has been involved in countries all over the world.

**DO:** Make a large space between two walls to play a game. Recruits will be running. Have recruits meet you in the middle of the space.

**SAY:** I am going to read information about projects that The Salvation Army may or may NOT have been involved in around the world. After I read the statement and say "go!" you must decide if it's true or false. If you think it's true, run to this wall (point). If you think it's false, run to this wall (point).



**DO:** Read through each statement on the True or False page and let the recruits decide if it's truth or fiction. After each statement, have the recruits return to the middle to start the next statement.

**SAY:** Which of those facts are you most surprised by? Which of those facts did you find most interesting? (Give time to share.)

**SAY:** There are so many unique ways that The Salvation Army has gone out to spread the message. Some ways are very practical, like giving out doughnuts to soldiers, others are more informative. But all are attempts to share/show the gospel. Mark 16:15 says: "He said to them, 'Go into all the world and preach the gospel to all creation.'"

**SAY:** The Salvation Army has, and continues to find ways to spread the gospel to others. Let's send these details back to Control Central.



## Mission Uplink 3



**YouTube:** Play "We Are An Army (S3) Episode 6 (3/4)". Pause the video when the FIELD MISSION CARD appears on screen and remains as you and your recruits complete the Field Mission Project.

**PPT:** Click to advance to next slide. Pause video when FIELD MISSION CARD appears on screen and remains as you and your recruits complete the Field Mission Project.



## Field Mission Project



### Supplies Needed

- Paper or Styrofoam cups (1 per recruit)
- Soil
- Seeds (like small flowers or beans)
- Pens or markers
- **Optional:** if you have the ability or space at your corps, you may wish to plant a small tree or other plant around the property as a WHOLE group, instead. Check with your church leaders first. You will also need a rock for each recruit and permanent markers.

### Mission Project

**SAY:** Recruits let's countdown from three and read our last mission together. 3-2-1 (read mission card from satellite uplink). "What is your goal for spreading the gospel? Set it and get to it!"

**SAY:** Naomi has given us an important personal task today. Our goal is to think of ways that we too can make a difference in the spread of the message. The Salvation Army is still growing through all of you!





**SAY:** While you may not get to experience the international connections of The Salvation Army, like Andre, what are some ways that you can carry on the mission begun by William Booth? (Examples: be a role model for younger church members, volunteer with local family services, invite a friend to learn more about church, become an officer...one day, do mission work with my family, etc. The answers are endless!)

**SAY:** Today, I would like each of you to pick one goal to set for yourself. It could be simple and for right now, or big and for the future. How can you spread the message of peace and hope? Just like a seed spreads and grows into a magnificent creation, these small goals will grow and spread to places you may not even know or imagine.

**DO:** Give recruits time to talk and pick a goal. As recruits finish, work to plant a small tree or plant.

**Option 1:** Give recruits a cup and pen to write their goal or Mark 16:15 on it. Then have recruits plant a seed inside.

**Option 2:** Go out with recruits to plant a tree or small plant outside together. Have recruits use permanent markers to write their goal on a rock to place around the plant.



## Prayer Huddle



YouTube: Play "We Are An Army (S3) Episode 6 (4/4)". Pause the video when the PRAYER HUDDLE CARD appears on screen and remains as you and your recruits complete the prayer huddle.

PPT: Click to advance to next slide. Pause video when PRAYER HUDDLE CARD appears on screen and remains as you and your recruits complete the prayer huddle.



## Supplies Needed

- Potted seeds from Field Mission Project

## Directions

**SAY:** Let's take some time to pray over this plant and the goals we've set today.

**DO:** If recruits have individual plants, have them hold cup in their hands as you pray. If recruits planted one tree or plant, have recruits stand in a circle around the plant and hold hands.

**SAY:** Awesome God,

We have seen how a small seed can spread and grow into something greater, wonderful and astounding!

As we watch these plants (this plant) grow, may it remind us of how you have helped The Salvation Army grow, from a simple and practical ministry, into a worldwide phenomenon for you!



May we often think of the goals we have set today, so that we can strive to plant the seeds of faith in others around us.

We pray that you will continue to use The Salvation Army as a vehicle to spread hope and faith to those who need it most.

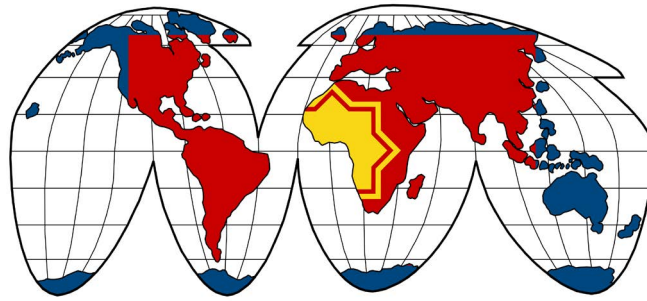
Amen.

**SAY:** As the days and weeks and months move on, may the growth of this plant remind each of you of how the smallest of things, although maybe slowly, can spread into something greater! Blessings!

## NOTES



# The Salvation Army Around the World



The Salvation Army Africa Zone includes the following Territories, Commands and Regions:

- Angola Command
- Congo (Brazzaville) Territory
- Democratic Republic of Congo
- Ghana Territory (and Togo)
- Kenya East Territory
- Kenya West Territory
- Liberia Command (with Sierra Leone)
- Malawi Territory
- Mali Region
- Mozambique Territory
- Nigeria Territory
- Rwanda and Burundi Command
- Southern Africa Territory (Lesotho, St Helena, South Africa, Swaziland)
- Tanzania Territory
- Uganda Territory
- Zambia Territory
- Zimbabwe Territory (and Botswana)

The Americas and Carribeans:

- Brazil Territory
- Canada and Bermuda Territory
- Caribbean Territory (Antigua, Bahamas, Barbados, Belize, French Guiana, Grenada, Guyana, Haiti, Jamaica, St Kitts, St Lucia, St Maarten, St Vincent, Suriname, Trinidad and Tobago, Turks and Caicos)
- Latin America North Territory (Colombia, Costa Rica, Cuba, Dominican Republic, El Salvador, Guatemala, Honduras, NicaraguaPanama, Venezuela)
- Mexico Territory
- South America East Territory (Argentina, Paraguay, Uruguay)
- South America West Territory (Bolivia, Chile, Ecuador, Peru)
- USA Central Territory
- USA Eastern Territory
- USA Southern Territory
- USA Western Territory

The Salvation Army Europe Zone includes the following Territories, Commands and Regions:

Denmark and Greenland Territory  
Eastern Europe Territory (Bulgaria, Georgia, Moldova, Romania and Ukraine)  
Finland and Estonia Territory  
France and Belgium Territory  
Germany, Lithuania and Poland Territory  
Italy and Greece Command  
The Netherlands, Czech Republic and Slovakia Territory  
Norway, Iceland and The Færoes Territory  
Russia Command  
Spain and Portugal Command  
Sweden and Latvia Territory  
Switzerland, Austria and Hungary Territory  
United Kingdom Territory with the Republic of Ireland

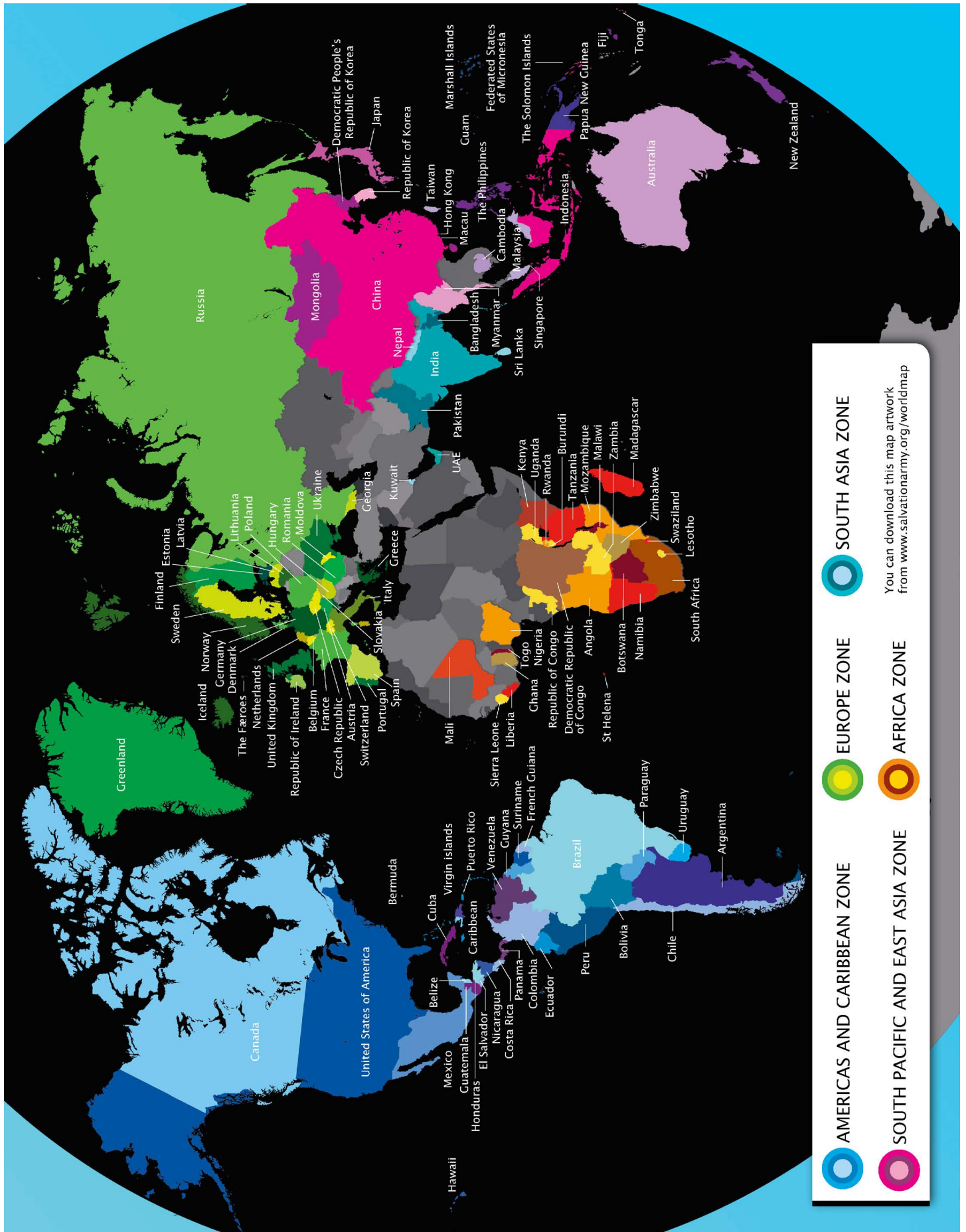
The Salvation Army South Asia Zone includes the following Territories, Commands and Regions:



Bangladesh Command  
India Central Territory (States: Andhra Pradesh, Karnataka, part of Tamil Nadu)  
India Eastern Territory (States: Assam, part of Bengal, Manipur, Meghalaya, Mizoram, Nagaland, Sikkim, Tripura)  
India Northern Territory (States: Bihar, Harayana, Himachal Pradesh, Jammu and Kashmir, Jharkhand, Orissa, Punjab, Sikkim, Uttar Pradesh, Uttaranchal and West Bengal, the Union Territories of Delhi, Chandigarh and the Andaman and Nicobar Islands)  
India South Eastern Territory (States: part of Tamil Nadu, Pondicherry)  
India South Western Territory (State: Kerala)  
India Western Territory (States: Gujarat, Maharashtra, Madhya Pradesh, Rajasthan)  
Middle East Region  
Pakistan Territory  
Sri Lanka Territory



The Salvation Army South Pacific and East Asia Zone includes the following Territories, Commands and Regions:

Australia Territory  
Hong Kong and Macau Command  
Indonesia Territory  
Japan Territory  
Korea Territory  
New Zealand, Fiji, Tonga and Samoa Territory  
Papua New Guinea and Solomon Islands Territory  
The Philippines Territory  
Singapore, Malaysia and Myanmar Territory  
Taiwan Region





 AMERICAS AND CARIBBEAN ZONE
  EUROPE ZONE
  SOUTH ASIA ZONE

 AFRICA ZONE
  SOUTH PACIFIC AND EAST ASIA ZONE

You can download this map artwork from [www.salvationarmy.org/worldmap](http://www.salvationarmy.org/worldmap)

## True or False Template

1. In Australia, The Salvation Army produced one of the first full feature movies in the entire world.  
*TRUE. It was produced by a Salvation Army production company called Limelight in 1900. The movie showed martyrs who fought to spread the gospel.*
2. In France, young Salvation Army women worked the front lines of war by making and serving thousands of doughnuts for soldiers fighting in the war.  
*TRUE. The soldiers referred to them as doughnut girls.*
3. In Germany, Salvationists built the first Christian histories library that provided the history of all major Christian organizations in the world.  
*FALSE. No, but The Salvation Army does have several museums and archives.*
4. After WWII, the government in China kicked many churches out of the country, including The Salvation Army. However, some stayed behind and continued to try and fight for the cause- despite being imprisoned and forced into hard labour.  
*TRUE. Major Yin Hungshun was imprisoned for 15 years of labour, including feeding the pigs. However, he still continued to share his faith until the Army was able to reunite with him in the 1980s.*
5. In 2001, the United States Salvation Army began the Marathon of Faith- a race intended to raise funds for addiction shelters in cities throughout the US.  
*FALSE. But The Salvation Army does have races, like the Santa Shuffle, which raise funds for many outreach programs.*
6. In 1991 Russia, The Salvation Army became a huge component in social services for the country; including working with the Republican Clinical Infectious Hospital that was caring for babies and children who were accidentally infected with HIV/AIDS. This was still a relatively new and unknown disease in the country.  
*TRUE.*
7. When a tsunami struck Sri Lanka in 2004, The Salvation Army provided immediate support with food, supplies and shelter. But it also provided long term support to meet the emotional, social and physical needs of women and children by rebuilding damaged homes, building new homes and setting up community wellness programs.  
*TRUE.*
8. In South Africa (1992), The Salvation Army began the South African School for Girls, which has provided 5000 girls with the ability to get a high school education.  
*FALSE, although, The Salvation Army is and has been involved in supporting education throughout the world.*