

MINISTRY MINUTE



JUNE 2024

THINKING OUTSIDE THE ORANGE CRATE

This month we want to encourage you to consider different approaches to children and youth ministries. You might not be able to run a “traditional” Sunday school at this time, but there are other ways you can engage children and parents/grandparents/guardians in disciple making using [Orange](#). We hope these ideas will inspire your creativity:



Community and Family Services

- Play First Look videos in your waiting room for little ones to watch while their parents/guardians are waiting for their appointment. (See page 2.)
- Print out the toddler devotions and have them available for families to take home. (See page 3.)
- If you have older children in your waiting areas, you could choose between 252 Kids: Kids Story Lab, or Preteen So and So Show, or the Get Reel Supplemental videos. (See page 5.)

BabySong or Parent/Child Events (Toddler or Pre-School Age)

- Include a Bible Story time in your program using the First Look resources.
- Host a craft zone each week using First Look’s Bible story craft. (See page 4.)
- Print out and have a supply of toddler or pre-school devotions available each week for parents to take home.
- Create advertisements for www.theParentCue.org encouraging parents to check out the resources found there including helpful podcast, articles and faith & character activities for each age level.

Homework Club or After School Elementary Age Programs

- Play a 252 Kids video each week in a quiet room or spend half an hour with your students watching the video together and then complete an activity from the Starter (K-5 Compact Experience). Have a discussion with your students about the bottom line and how they can live it in their daily lives.

Café Spaces or Student Drop Ins

- Consider having XP3 Middle School or XP3 High School videos playing wherever you have a screen set up either in your foyer or a quieter room. Choose the age level that best matches your students. Encourage students to check out the video and have someone in the room to lead a discussion time or have discussion cards that the students can use to start their own conversations with others who are in the room with them.
- Café Spaces used by young adults or older adults could have video clips from Live A Better Story playing.

Messy Church and Weekday Sunday School

- Use the 252 Kids Family Experience (FX) Format once a month (or weekly!) to engage the whole family.
- Alternately you could use the 252 Kids curriculum (video and lesson plans) host families and kids for a time of learning, fun, and disciple making. Be sure to build in time for activities that build connections to the teaching and to each other.


Community Meals or Supper Programs

- After your meal, divide attendees into different age groups and host themed Bible studies using the Orange curriculum. Remember you have these age groups to choose from: First Look, 252 Kids, XP3 Middle School, XP3 High School and Live A Better Story.

Connect with us at CANBDA.youth@salvationarmy.ca to find out how to access these suggested resources.

First Look – Virtual Online Experience Videos

1. Log into your Orange account.
2. Come back here and click on this link to take you to the [First Look – June](#) resources.



3. Scroll down this page until you see **Premium Media Package**, click on Media Package folder.
4. Click on the Virtual Online Experience folder.
5. On the right side of your screen, you will see the videos for this month.
6. Click on the download symbol (↓) to save to your computer each video you want to use in your CFS waiting room, or at your BabySong or Parent/Child (Toddler) event.

Step 3

Step 4


Step 5: These are the First Look videos available. There is one for each week of the month.

Step 6

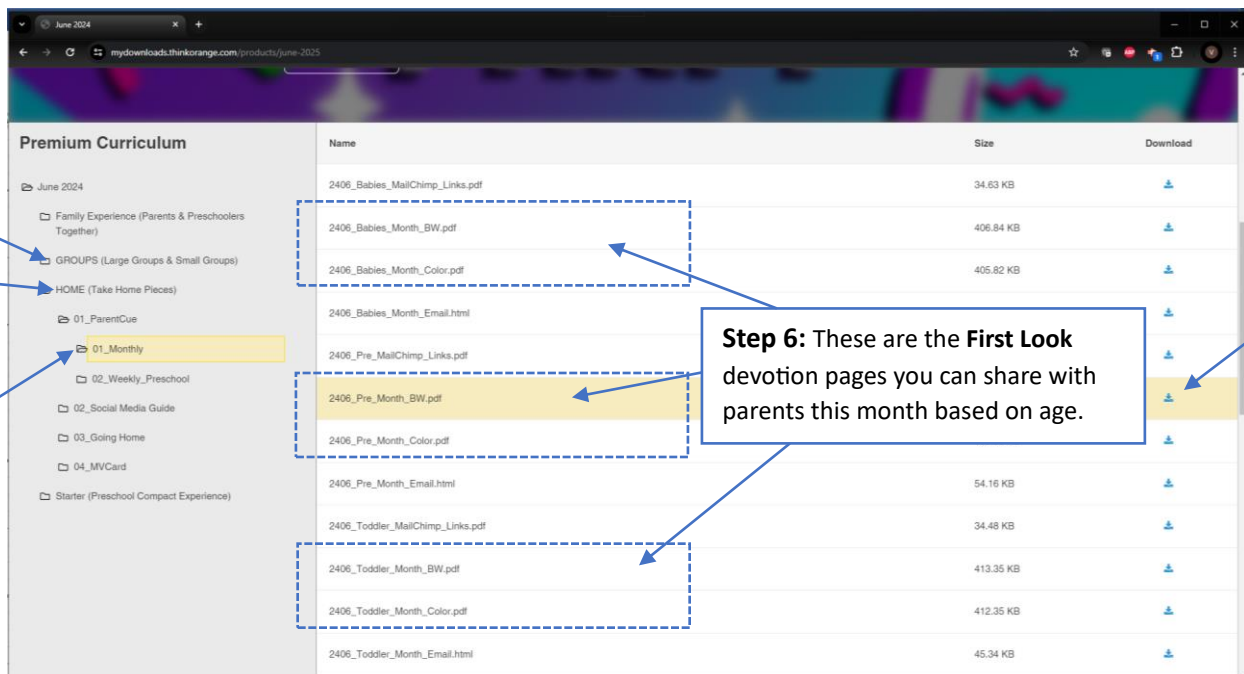
Connect with CANBDA.youth@salvationarmy.ca if you'd like help connecting to Orange's First Look resources.

First Look – Devotions for Toddlers

1. Log into your Orange account.
2. Come back here and click on this link to take you to the [First Look – June](#) resources.



3. Scroll down this page until you see HOME (Take Home Pieces), click on this folder.
4. Click on the Parent Cue folder.
5. Click on the 01_Monthly folder.
6. On the right side of your screen, you will see the documents that can be shared with parents this month (Babies, Pre-School, or Toddler Black and White or Color Devotion pages).
7. Click on the download symbol () to save to your computer the devotion page you want to use in your CFS waiting room, or at your BabySong or Parent/Child event.



Connect with CANBDA.youth@salvationarmy.ca if you'd like help connecting to Orange's First Look resources.

First Look – Crafts for Toddlers

1. Log into your Orange account.
2. Come back here and click on this link to take you to the [First Look - June](#) resources.

The screenshot shows the 'First Look June 2024' page on the Orange website. The page has a green header with the 'orange' logo. Below the header is a large banner with a colorful background and the text 'START the PARTY'. There are four download buttons: 'Premium Download All (1.53 GB)', 'Download All Pro Presenter Files (6.07 GB)', 'Download All Videos and Graphics Files (6.52 GB)', and 'Download All PowerPoint Files (7.02 GB)'. A 'Sync With Playlist' button is also present. Below the banner is a 'Premium Curriculum' section. On the left, there is a tree view with 'June 2024' expanded, showing 'Family Experience (Parents & Preschoolers Together)' and 'GROUPS (Large Groups & Small Groups)'. On the right, there is a table with columns for 'Name', 'Size', and 'Download'. The table lists 'Family Experience (Parents & Preschoolers Together)' (118.89 MB) and 'GROUPS (Large Groups & Small Groups)' (750.86 MB).

3. Scroll down this page until you see GROUPS (Large Groups & Small Groups), click on this folder.
4. Click on the 02_SmallGroup folder.
5. Click on the 03_Toddlers folder.
6. On the right side of your screen, you will see the PDF and Word documents that that contain the craft and handouts for each week's lesson.
7. Click on the download symbol (↓) to save to your computer the toddler small group pages you want to use in your CFS waiting room, or at your BabySong or Parent/Child event.

The screenshot shows the 'Premium Curriculum' page for '03_Toddlers'. The left sidebar shows a tree view with '03_Toddlers' selected. The main content area is a table with columns for 'Name', 'Size', and 'Download'. The table lists files for each week (01 to 05) and includes PDFs and Word documents. Blue dashed boxes highlight the file lists for each week. Blue arrows point to the download icons for specific files. A callout box explains that these files are the First Look Bible story and craft time pages.

Step 3 points to the 'GROUPS (Large Groups & Small Groups)' folder in the sidebar.

Step 4 points to the '02_SmallGroup' folder in the sidebar.

Step 5 points to the '03_Toddlers' folder in the sidebar.

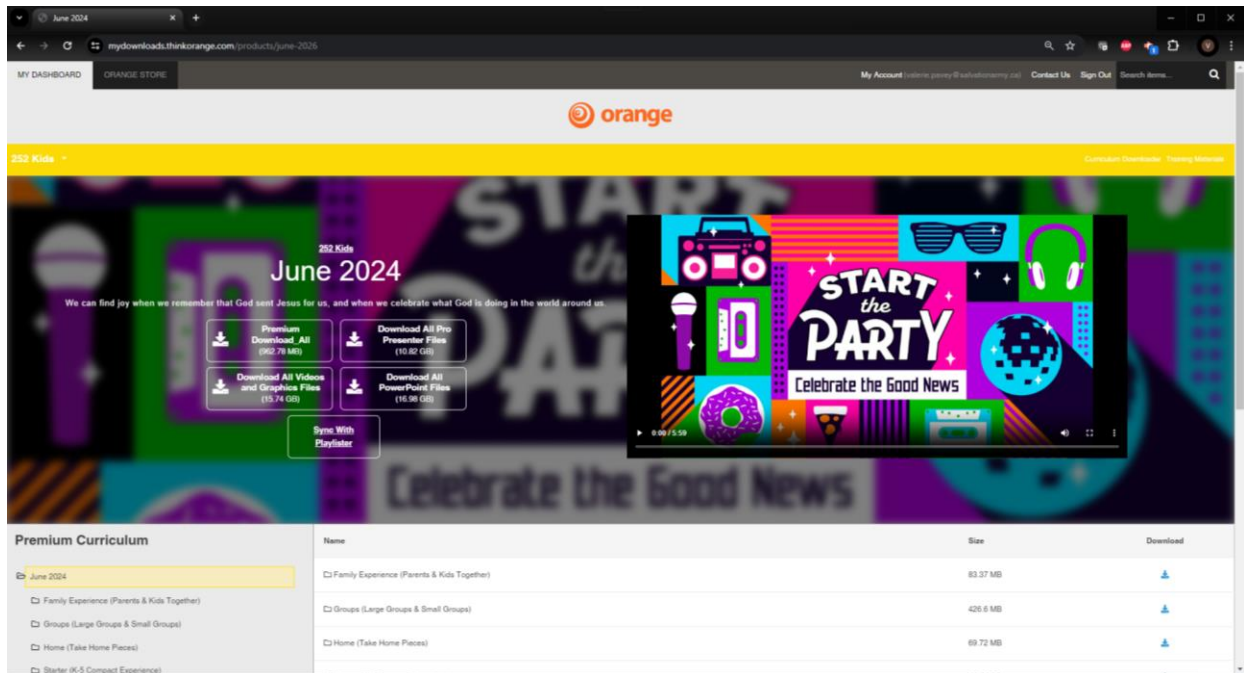
Step 6: These are the **First Look** Bible story and craft time pages you can use each week. These files are the handout needed for the Bible story or craft.

Step 7 points to the download icon for the first file in the list.

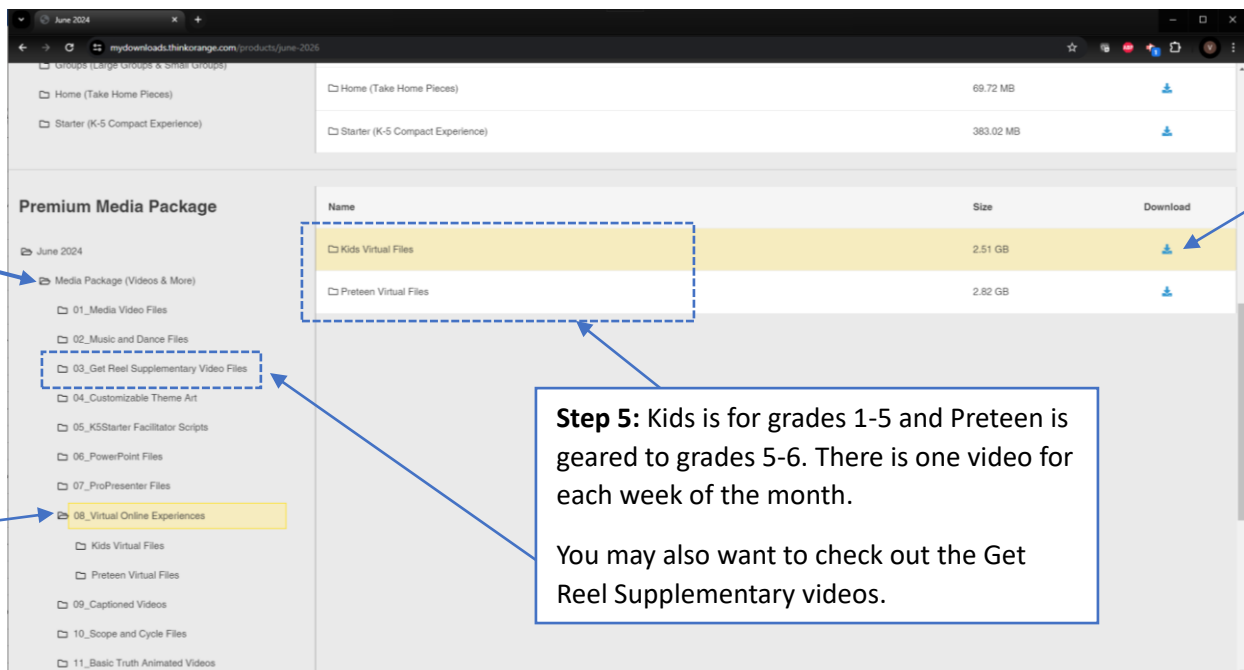
Connect with CANBDA.youth@salvationarmy.ca if you'd like help connecting to Orange's First Look resources.

252 Kids Virtual Online Videos

1. Log into your Orange account
2. Come back here and click on this link to take you to the [252 Kids – June](#) resources



3. Scroll down this page until you see **Premium Media Package**, click on Media Package folder.
4. Click on the Virtual Online Experience folder.
5. On the right side of your screen, you will see a folder for Kids Virtual Files and Preteen Virtual Files. Click on these folders and determine which age group is best for your audience. There is one video for each week of the month.
6. Click on the download symbol (↓) to save to your computer each video you want to use in your Homework Club, Messy Church, Weekday Sunday School, or Supper Program.



Connect with CANBDA.youth@salvationarmy.ca if you'd like help connecting to Orange's 252 Kids resources.