

# MADE IN HIS IMAGE

**DO:** Stand in front of the mirror and take a good, long look at yourself! Say the words on the mirror out loud three times: "God made me uniquely in his image!"


**READ:** Ephesians 2:10

*For we are God's masterpiece. He has created us anew in Christ Jesus, so we can do the good things he planned for us long ago.*

**THINK:** What makes you a unique creation of God's - a masterpiece? The way you look? Your personality? A skill you have?

**DO:** Take a post it note or two and write down the things you thought of that make you God's unique creation. Stick them to the frame of the mirror.

**PRAY:** Thank God for creating you as his masterpiece. Tell him the things about yourself that you are most thankful for. Ask him to help you remember every day that you are a special creation, made on purpose and for a purpose. Ask him to show you the good works he has planned for you to do for him.



# LETTERS TO GOD

Reflecting God's image to our world means knowing what He is like and imitating his character every day.

**THINK:** What are some characteristics of Jesus/God that you should imitate? (loving, patient, forgiving, humble, self-control, gentle, faithful, compassionate, kind, servant, etc.)


**READ:** Ephesians 5:2

*Imitate God in everything you do, because you are his dear children. Live a life filled with love, following the example of Christ!*

**DO:** Choose one or two of these characteristics and spell them out on the table with the letters provided.

**THINK:** What is one way you can reflect this characteristic of God this week? Write it on the mural paper.

**PRAY:** Thank God for being so amazing and for being the perfect example to follow. Ask for his help to be as much like him as possible every day. Pray specifically for the idea you had and wrote on the paper and ask God to help you carry that out this week.



# BUILD IT UP!


**READ:** 1 Thessalonians 5:11

*So encourage one another with the hope you have. Build each other up.*

**THINK:** Building others up is one of the purposes God designed us for! How can YOUR words and actions this week help to build someone else up?

**DO:** Think of the people in your life that might need some encouragement this week and then think of a way you could specifically build that person up this week. Add a block to the creation for each person and idea you think of.

**PRAY:** Pray, by name, for the people you thought of and added a block for. Pray that they would know that God loves and cares for them. Ask God to help you to use your word, your actions and your good ideas to reach out to others with his love this week. Specifically ask that he will help you carry out the encouragement ideas you thought of for the people you named.



**SPARK**

# CREATION PRAISE


**READ:** Psalm 104:24-25 (the verse on the mural paper):

*Lord, you created so many things! With your wisdom you made them all. The earth is full of the living things you made.*

**THINK:** Think of all the things you can that God created. Which one is your favourite?

**DO:** Draw the creation that you thought of on the mural paper.

**PRAY:** As you draw, thank God for his creation. Tell him how amazing he is and what you love about the things he created for you to enjoy! Ask him to help you take care of his creation every day.





# FINDING MY SPARK

God created us each uniquely and placed a Spark inside us that we can use for him! By using the gifts and abilities he gave us for him, and the things we are passionate about, we can share his love with others, introduce our friends to Jesus, help out with the needs of others, and encourage people around us!

**READ:** Ephesians 4:10

*Why is it that he gives us these special abilities to do certain things best? It is that God's people will be equipped to do better work for him, building up the Church, the body of Christ!*

**THINK:** Read the Spark cards on the table in front of you. Which ones best represent YOUR Spark? Maybe yours is already hung up on the string - check there too!

**DO:** Pick up a Spark or two and hang it/them on the string.

**THINK:** What are 3 ways I can use this Spark for Jesus?

**PRAY:** Thank God for making you so unique and for giving you special gifts, abilities and passions that he can use. Tell God that you want to use those things for HIS purposes. Ask him for help to do that every day.

**SPARK**

The logo for 'SPARK' is located in the bottom right corner. The word 'SPARK' is written in a bold, stylized, sans-serif font. Each letter is filled with a yellow-to-orange gradient and has a thick, dark blue outline. The letters are slightly slanted and have a dynamic, energetic feel. The background of the entire page is a teal color with a large, light teal triangular shape pointing downwards from the top center. On the left and right sides of the teal background, there are decorative wavy lines: orange lines on the left and yellow lines on the right. At the bottom, there is a light beige curved shape that looks like a horizon or a ground surface.