

READY TO RUMBLE

is a

RESOURCE.

If you're working with junior high students, you'll want to get to experience XP3 MS!

Here's a quick look at some of what's included in your access to **XP3 MS** curriculum and resources:


Seasons: XP3 curriculum is delivered in 4 *Seasons* throughout the year.

Series: Each Season is divided into *Series*, each varying in length depending on the topic or theme of study. ORANGE gives *suggested dates* to teach Series, *taking into consideration the Church and school calendar*, connecting topics and themes to relevant and applicable times of the year. It's helpful to know that *XP3 MS* (middle school) and *XP3 HS* (high school) *operate on the same Scope & Cycle as each other*, allowing you to mix and match, or use whichever material best suits the age and maturity of your group.

Prep: Inside the *Prep folder*, you'll find the *XP3 teaching Scope & Cycle*, *prep notes and overviews of what specific Series teach*, and what you'll need to help immerse your students into an environment that reinforces the truths you're communicating.

Ministry Leader Guide: This document gives a full overview of the many elements available to you in XP3 MS: *series summary, background music playlist suggestions, ideas for setting an environment, supply lists, worship song suggestions, to-do checklists*, and more... giving you a full view of the series at a glance.

Graphics: You'll find a bunch of artwork, and graphic resources in this folder, including, *customizable posters, a memory verse pic* that you can send to youth to use as the lock screen on their phones, *intro and motion videos, background slides* for PPT or Keynote presentation, and more...



READY TO RUMBLE

is a

RESOURCE.

Social Media:

This folder is “gold” if you’re wanting to utilize social media in helping make your ministry and teaching more intentional! Inside, you’ll find a *Social Media Guide*, coaching you on how to make the best use of social media, as well as a variety of *ideas for regular posts*, including what to say. ORANGE has also given you the *images* to add to your social media posts, as well as *suggestions of what to take pics of in your own ministry setting* to help make it more personal!

Weeks:


Inside each week of curriculum you’ll find:

Game:

A simple game to use as a *mixer or crowd-breaker*. Some games are better suited to different size groups, so if a suggested game doesn’t work for your setting, either check out the game in the corresponding lesson in *XP3 HS*, or use a game that has become a favourite with your students in the past. You’ll see an *instruction sheet and a title slide* to project while you’re running your game. (This is also a great time to *make use of the music playlist* given to you in the *Ministry Leaders Guide* in the *Prep* folder.)

Teaching:

Remember... you’ve got options, options, options! You can choose how you best want to prep, and communicate your lesson to your students. Included in this folder you’ll find a *Communicator Guide*, which gives you the *full teaching script in both PDF and Word Doc formats* (in case you want to “make it your own”), if you’re teaching the lesson yourself. Or maybe, if you’re using the *Teaching Videos (see below)* you just want to read through the lesson in your prep time and make some notes on what you really want to make sure your kids “catch”. Don’t love reading? Rather listen to your lesson? ORANGE has also provided you with an *mp3 audio file* so you can listen to the teaching content during your prep time. If you’re teaching the lesson yourself, or if there is a point you want your kids to remember, you’ll also find *Teaching Slides* you can project.



is a

READY TO RUMBLE


RESOURCE.

Small Group:

Once you've presented the lesson to your students (either by you teaching, or by using the Teaching Video), ORANGE hands off the rest of the small group time to the *SGL* to help your group process biblical truths through discussion and application. Your *Discussion Guide* gives you a "roadmap" to facilitate discussion—it's not a checklist of questions, it's a guide to help you keep on track. But don't be afraid to take detours along the way, or to dig deeper into responses your students give. Many weeks will also have an *XP*—an addition "*Experience Piece*" that helps your group live out and apply the truth of particular lessons. You'll also find a *Leader Email*, that Point Leaders can send to SGLs in preparation for their weekly small group.

Parent Cue: A key tool to help partner with families, *Parent Cue* can be delivered in multiple ways: through *email*, as a *physical handout*, or by scheduling the free *Parent Cue App* to coincide with your teaching schedule. Parent Cue will let your parents know what bottom line truth is taught each week, along with its scriptural foundation, as well as discussion points and actions families can take to help work that truth into rhythms at home.

Daily Devotionals: Encouraging and equipping youth to revisit and work truth into their lives beyond a weekly small group meeting is key to the effectiveness of your discipleship strategy. ORANGE provides you with *5 daily devotionals each week* to help your students develop the healthy spiritual habits of hearing God through his Word, praying to God, talking with others about God, and living for God by applying truth to daily situations. You can *print and handout* these short devotionals, or encourage your group to *download the free YouVersion Bible App*, and *connect with the reading plan for each XP3 series* by simply searching the title of the series in the app and "joining" the plan. Daily devotionals will then be delivered directly to students (and to you if you want) through the app, helping them stay connected to God through his Word, and to each other through a purposeful use of the technology in their hands.



READY TO RUMBLE

is a

RESOURCE.

Worship Leader Guide:

Are you running a worship experience as part of your small group strategy? If so, ORANGE has also provided you with a *Worship Leader Guide* that *coaches those leading worship* as well as gives *suggestions of current worship songs* that connect well with the topic or theme or each XP3 series.

Teaching Videos:

If you're using video for teaching: When you choose which season you are accessing your curriculum from, scroll down to the bottom of the page with the various series images, and you'll find another block labelled Teaching Videos. Here is where you will find the teaching content delivered on video. Don't "download all" even though you have the option to here—this will be a massive file, taking up a lot of time to download and a lot of memory space on your computer. Instead, click the specific series title in this section and either download a week or a series at a time.

Expansion Pack:

Want to take a completely different approach? The primary admin on your corps ORANGE account will have access to *XP3 Expansion Packs*. This resource teaches the same lessons as your regular small group material above, but encourages teens to search through passages of scripture, allowing their discovery to guide the group discussion. This is a great option of approach, or additional resource to help keep teaching consistent if you meet with your students more than once during a given week.



orange

REMEMBER: You can contact your ORANGE Specialist

(Jackie Raihl: jackie@thinkorange.com)

ANY TIME if you're EVER lost,
don't understand where to find
what you need,
or have questions that we haven't
answered here.