


# Zo mooi is uw genade

Woorden door  
John Gowans, Louise Mathieson  
Vertaling: Linda Brinkman

Muziek door  
Louise Mathieson

♩ = 50

D A/C# Bm7 G A




5 D A/C# Bm7 A G<sup>2</sup>




Vers 1

9 D A/C# Bm7 A/C# D A/C#



Ik buig mijn knie-ën, ik breng in ge - bed zwak-heid en zor-gen waar-te-gen ik

14 Bm7 A G A<sup>SUS</sup> A D/F#



vecht. Niets dat ik nog ver- berg, al mijn trots doe ik


18 Bm7 A G D/F# Em A<sup>SUS</sup> A



weg. Ik kan bij U te-recht, mijn God, die me redt. Op -

Refrein

23 G D/F# G A D



nieuw houd ik me aan U vast, U bent er steeds voor mij. Zo


27 G A Bm7 Em D/F# G A



mooi is uw ge - na - de. Heer, U zegt: "Ver - ge - ven," en ik ben

Zo mooi is uw genade - 2

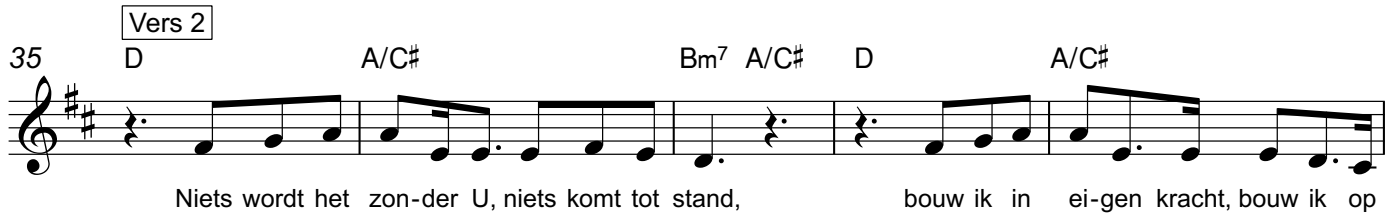
31 1. D A/C# Bm7 G A



vrij.

Detailed description: This block contains the first line of music, starting at measure 31. It features a treble clef and a key signature of two sharps (F# and C#). The melody consists of quarter notes: D4, A4, B4, G4, and A4. Chords are indicated above the staff: D, A/C#, Bm7, G, and A. The word 'vrij.' is written below the first measure.

35 **Vers 2** D A/C# Bm7 A/C# D A/C#



Niets wordt het zon-der U, niets komt tot stand, bouw ik in ei-gen kracht, bouw ik op

Detailed description: This block contains the second line of music, starting at measure 35. It features a treble clef and a key signature of two sharps. The melody consists of quarter notes: D4, A4, B4, G4, A4, B4, G4, F#4, E4, D4. Chords are indicated above the staff: D, A/C#, Bm7, A/C#, D, and A/C#. The lyrics 'Niets wordt het zon-der U, niets komt tot stand, bouw ik in ei-gen kracht, bouw ik op' are written below the staff.

40 Bm7 A G A<sup>SUS</sup> A D/F#



zand. Haal mijn mu - ren maar neer,\_\_\_ 'k bied geen te - gen-stand

Detailed description: This block contains the third line of music, starting at measure 40. It features a treble clef and a key signature of two sharps. The melody consists of quarter notes: D4, A4, B4, G4, A4, B4, G4, F#4, E4, D4. Chords are indicated above the staff: Bm7, A, G, A<sup>SUS</sup>, A, and D/F#. The lyrics 'zand. Haal mijn mu - ren maar neer,\_\_\_ 'k bied geen te - gen-stand' are written below the staff.


44 Bm7 A G D/F# Em A<sup>SUS</sup> A



meer. Maak van\_\_\_ mijn le - ven, Heer, iets moois door uw hand.\_\_\_ Op-

Detailed description: This block contains the fourth line of music, starting at measure 44. It features a treble clef and a key signature of two sharps. The melody consists of quarter notes: D4, A4, B4, G4, A4, B4, G4, F#4, E4, D4. Chords are indicated above the staff: Bm7, A, G, D/F#, Em, A<sup>SUS</sup>, and A. The lyrics 'meer. Maak van\_\_\_ mijn le - ven, Heer, iets moois door uw hand.\_\_\_ Op-' are written below the staff.


49 2. D A/C# **Brug** Bm7 G A<sup>SUS</sup> D A/C#



vrij. Door U heeft mijn le - ven waar - de.

Detailed description: This block contains the fifth line of music, starting at measure 49. It features a treble clef and a key signature of two sharps. The melody consists of quarter notes: D4, A4, B4, G4, A4, B4, G4, F#4, E4, D4. Chords are indicated above the staff: D, A/C#, Bm7, G, A<sup>SUS</sup>, D, and A/C#. A box labeled 'Brug' is placed above the Bm7 chord. The lyrics 'vrij. Door U heeft mijn le - ven waar - de.' are written below the staff.

55 Bm7 G A<sup>SUS</sup> D A/C# F#m7 G<sup>2</sup> A<sup>SUS</sup> A




Bouw uw ko - nin - krijk op aar - de.

Detailed description: This block contains the sixth line of music, starting at measure 55. It features a treble clef and a key signature of two sharps. The melody consists of quarter notes: D4, A4, B4, G4, A4, B4, G4, F#4, E4, D4. Chords are indicated above the staff: Bm7, G, A<sup>SUS</sup>, D, A/C#, F#m7, G<sup>2</sup>, A<sup>SUS</sup>, and A. The lyrics 'Bouw uw ko - nin - krijk op aar - de.' are written below the staff.

# Zo mooi is uw genade - 3

## Vers 3

61 D A/C# Bm7 A/C# D A/C#



U gaf me ta - lent en U moe - digt me aan om daar - mee tot ze - gen te zijn in uw

66 Bm7 A G A<sup>SUS</sup> A D/F#



naam. Heer, neem al - les van mij, al wat ik hoop te


70 Bm7 A G D/F# Em A<sup>SUS</sup> A



zijn; U maakt de weg weer vrij, uw weg zal ik gaan. Op -


## Refrein 2

75 G D/F# G A D




nieuw houd ik me aan U vast, U bent er steeds voor mij. Zo

79 G A Bm7 Em D/F# G A




mooi is uw ge - na - de. Heer, U zegt: "Ver - ge - ven!" Dus,

83 G D G A F#m7




Heer, ik wan - del met U mee; U laat me niet al - leen. Zo

87 Bm A Bm A G Em D/F#



mooi is uw ge - na - de, ge - na - de. Heer, U zegt: "Ver -

91 G A D A/C# Bm7 G D



ge - ven," en ik ben vrij.