

# Contents

.....

|   |     |
|---|-----|
| Contents                                      | A-1 |
| Women's Ministries Mission Statement          | A-3 |
| Message from The World President              | A-4 |
| Message from Commissioner Christine MacMillan | A-5 |
| Guidelines for Effective Women's Ministries   | A-6 |
| Creatively Developing Women in Ministry       | A-6 |
| Territorial Project 2004                      | A-7 |
| Child Sponsorship                             | A-8 |

## Outreach Initiatives

|  |      |
|--|------|
| Ways to Raise Funds While Having Fun         | B-1  |
| Passionknit Club                             | B-3  |
| Developing Relationships with non-Christians | B-5  |
| Outreach Dinners for Women                   | B-7  |
| Dinner of Love                               | B-10 |
| Girls Only Day                               | B-12 |

## Focus Groups

|                   |   |      |
|-------------------|---|------|
| Spiritual Growth  | Peer-Mentor Focus Group                           | C-1  |
|                   | Guidelines for Group Bible Studies                | C-3  |
|                   | Guide for the study of a Bible chapter or passage | C-4  |
|                   | The Needs of Women in Ministry                    | C-5  |
|                   | WOW - Women of the Word                           | C-6  |
|                   | Creative Prayer                                   | C-7  |
|                   | And God saw that it was Good                      | C-8  |
|                   | How to Spend an Hour in Prayer                    | C-10 |
|                   | Bible Study series                                | C-12 |
|                   |   |      |
| Fellowship        | Yes! Drama is for you                             | D-1  |
|                   | Drama Resources                                   | D-3  |
|                   | Do it Ourselves Evening                           | D-4  |
|                   | Making Quilts to Give Away                        | D-7  |
| Healthy Lifestyle | Taking a Walk                                     | E-1  |
|                   | Grandparents as Parents                           | E-4  |
|                   | Divorce Recovery                                  | E-6  |
| Pre-School        | Painting Play Group                               | F-1  |
|                   | Parents and Preschoolers Praise                   | F-3  |
|                   | Positive Parenting Resources                      | F-6  |

## **Program Aids for Home League**

|                                  |      |
|----------------------------------|------|
| My Collections                   | G-1  |
| Thanks for the Memories          | G-4  |
| Fun with Flowers                 | G-7  |
| It's In the Bag                  | G-10 |
| Mission Around the World         | G-13 |
| Rejoice in All God Has Given You | G-15 |
| I Feel Pretty                    | G-17 |
| Serving the World Around Us      | G-19 |
| Rejoice in His Firmament         | G-21 |
| Fragrance                        | G-23 |
| You're An Angel                  | G-25 |
| Throwing Out the Junk            | G-27 |

## **Special Occasions**

|   |      |
|---|------|
| International Mother/Daughter banquet         | H-1  |
| Remembrance Day                               | H-3  |
| Transformation (Easter Drama)                 | H-6  |
| Maximising the potential of Special Occasions | H-8  |
| Leaders Recognition Luncheon                  | H-9  |
| Three Crosses on a Hill                       | H-12 |

## **Resources**

|  |      |
|--|------|
| Covered Satin Balls                      | I-1  |
| Lace Wreath                              | I-1  |
| Wooden Heart                             | I-2  |
| Beaded Candle Holder                     | I-2  |
| Bath Oil                                 | I-3  |
| PomPom bear decoration                   | I-3  |
| Snowman                                  | I-3  |
| Pumpkin                                  | I-4  |
| Say it with Flowers                      | I-4  |
| Flowers from the Heart                   | I-5  |
| Pressing Flowers                         | I-5  |
| Recipes - Crepes                         | I-6  |
| Helpful Internet Websites                | I-7  |
| Smorgasbord (Drama)                      | I-9  |
| Tips for an effective telephone ministry | I-11 |
| Troubleshooting in small groups          | I-12 |
| Make the acquaintance of Joyce Huggett   | I-14 |

## *Mission Statement*

**The mission of Women's Ministries is to:**

- **bring women into a knowledge of Jesus Christ;**
- **encourage their full potential in influencing family, friends and community;**
- **equip them for growth in personal understanding and in life skills;**
- **address issues which affect women and their families in their world.**

### **Cedar Springs of Inspiration**

A publication dedicated to providing ideas, inspiration and resources to use in ministry.

Inserts are produced annually.

#### **Compiled and edited by:**

Colonel Eleanor Shepherd  
Territorial Secretary for Women's Ministries  
Canada and Bermuda Territory

#### **Further copies available from:**

Women's Ministries Department  
The Salvation Army  
2 Overlea Blvd, Toronto  
ON M4H 1P4, Canada

Tel: 416 422 6182

Fax: 416 422 6351

#### **Annual Subscription - \$12.00**

Includes binder, dividers and 1 set of inserts  
Rates are subject to change as costs warrant

The Salvation Army  
Canada and Bermuda 2004

Every effort has been made to acknowledge original sources and copyright ownership

## NEW YEAR MESSAGE (2004) FROM THE WORLD PRESIDENT OF WOMEN'S MINISTRIES



As is so often the case these days we begin each New Year with the longing that our world will be a more peaceful and loving one than we have experienced over the previous year.

Once again we have been aware of war, famine, violence, abuse and distress of many kinds in several parts of the world and maybe it has even seemed to be that evil has been getting the upper hand. However, I hope all of you have also experienced those wonderful moments of illumination when God has come near to you in very special ways.

Sometimes this may have been as a result of a 'random act of kindness' that someone has shown, either to you or to someone else. It may be as you have been out in nature or in a place of worship and God's love has been revealed in a new way. He may have spoken to you through the bible or something else you have read, giving you just the word of encouragement you needed for that specific time in your life.

I find that I am constantly encouraged and excited by what the Lord is doing as I travel or go about my normal office duties because I either meet, or hear about, so many people whose lives have been transformed by God, particularly through Women's Ministries.

You will rejoice with me I am sure over the good news that during 2002 (*the latest figures we have available*), as I direct result of Women's Ministries, there were:

31,701 first time seekers;

7,065 new families linked to Salvation Army corps;

4,473 new adherents welcomed and

11,648 new soldiers enrolled

I would love to share lots of other good news with you about innovative programmes, exciting ministry opportunities taken by women, dramatic answers to prayer and so much more but space does not allow for that here. However, as from this year *Global Exchange* (which used to be a private circulation magazine for territorial and divisional leaders) will be available to all women engaged in ministry through The Salvation Army. This magazine is devoted to sharing news, articles and resources that particularly relate to women and by expanding the circulation I hope that all this good news can be shared much more widely than previously.

May the coming year be an exciting one for you all as God's loving presence is revealed to you in countless ways. When this happens remember to share that good news with others – it could make all the difference to their lives too. As you begin this year with hope for a better future remember that God longs to share every moment of it with you.

**"Come near to God and he will come near to you."**

(James 4:8 NIV)

Warmest greetings to you all,

Freda Larsson  
Commissioner

## MESSAGE FROM THE TERRITORIAL PRESIDENT OF WOMEN'S MINISTRIES



Resources which spring from the heart of God have the potential to seed His Kingdom. Such resources are found in our publication "CEDAR SPRINGS".

The scriptures paint a picture of our title as follows:

"God, the master, says, I personally will take a shoot from the top of the towering cedar, a cutting from the crown of the tree, and plant it on a high and towering mountain ... It will grow, putting out branches and fruit - a majestic cedar. Birds of every sort and kind will live under it. They'll build nests in the shade of its branches."

Ezekiel 17:22-23  
(The Message)

As you pick up this resource, acknowledge God's personal touch on your ministry. These resources bring standards which can create an environment for the Lord to enter into:

- Spiritual growth groups
- Fellowship groups
- Healthy Lifestyle groups
- Preschool groups

Our ministry has the potential to build a majestic 'cedar' for many to live under the umbrella of God's love and 'build nests in the shade of its branches'.

Live the resource in Christ.

Blessings,

M. Christine MacMillan  
Commissioner  
Territorial President of Women's Ministries

*Hot off the press!*


## **Guidelines for Effective Women's Ministries**

Do you want to reach out to women and disciple them for Christ?

A comprehensive publication is now available to help you do so.

Guidelines for Effective Women's Ministries contains information, inspiration and ideas on outreach initiatives • special events • groups • leaders • administration • and more.

Price \$20.00




## **Creatively Developing Women in Ministry**

A resource handbook to complement "Guidelines for Effective Women's Ministries"

Price \$7.00

Both books available from:  
Women's Ministries Department  
2 Overlea Blvd  
Toronto, Ontario  
M4H 1P4

Telephone: 416 422-6182



# ***Territorial Project – 2004***

.....

## **Women's Shelter and Miniplant, Manta, Ecuador**

The city of Manta is located on the Pacific coast of Ecuador with a population of 186,000. Manta is a multicultural city with high statistics of women who are beaten or treated badly, family violence and single mothers, especially in the lower socioeconomic class.

Lack of education and practical preparation to be able to take their place in the work force which is of benefit to the individual, frequently leads into behaviours which are against the law. As a result, from very young ages delinquency and prostitution become a way of life in order to provide the necessary resources with which to live.



### **Principle Objectives:**

- Provide a temporary shelter for women who are beaten and for young single mothers who have been rejected by their families
- Medical care
- Spiritual care
- Training programs [e.g. cooking and sewing]
- Workshops
- A nutrition program for local school-age children

### **Expected Benefits**

- ▶ The resident (single mother) will have the opportunity to acquire new skills and learn new life values.
- ▶ The resident will have the possibility to become independent with regard to her work and achieve a financial independence.
- ▶ Even with a new baby in the home, her family will also have their daughter with them and be able to maintain the family unit.
- ▶ Women who have been beaten will be able to seek a haven and assistance to emerge from the reality in which they are living.
- ▶ Mothers will acquire skills in sewing and homemaking, so that when they leave they will know how to care for their children, having assisted with childcare in the day care centre.

Plans are in place for a women's mission team to go to Manta in 2005 to give hands on assistance with the project.



## Child Sponsorship



The Salvation Army Child Sponsorship Program is a ministry of outreach and investment, providing an opportunity for children, who are less fortunate, to have a better quality of life and the chance to achieve their goals.

The ministry of the program is one of '*bridging the distance*'. We partner with sponsors, in order that we may *bridge the distance* as we seek to make a difference in the lives of needy children in the developing countries of the world. The difference is made, in the name of Jesus Christ, by the hands that give to the hands who receive. Not all the children live in our Army Homes. Some live with their families, but are linked to the Army through feeding programs, day care centres, schools and local community/village corps.

The financial assistance ensures that children receive food, clothing shelter, education, medical needs, and are nurtured by loving spiritual care.

We receive applications for children who come under the care of The Salvation Army for many reasons - like poor economic situations, parents unstable, or abandonment. In some cases, parents bring them to the Army because they know the Army will provide what they cannot. Sometimes they are brought by Social Services. Whatever the reason, the opportunity to *partner* in order to make a difference is provided.



Meet Bazelais Carius from Haiti, Caribbean Territory, where the economic situation is very volatile. His link with the Army is through the Arcahaie School, operated by the Army. He was born on 1 July 1996, and comes from a very poor family. He has an older brother and sister. The Director's comment states, "It would be nice if this boy could get someone to help him to go to school, because his parents really can't help."

For \$25.00 a month, you can help provide the opportunity for Bazelais, and other children like him, to go to school and have a better quality of life. To receive letters of thanks and appreciation or even a

drawing from the children, from time to time, encourages and gladdens the heart. You are invited to *partner* with us in this two-way ministry.

Please contact: The Child Sponsorship Office  
2 Overlea Blvd  
Toronto, ON M4H 1P4

If you require more information on sponsoring a child, or giving support to a Home or Project so that many children may be helped, please call (416) 422 6164. Or visit our website: [child\\_sponsorship@can.salvationarmy.org](http://child_sponsorship@can.salvationarmy.org).



## *Ways to Raise Funds While Having Fun*

.....



The Women's Ministries groups of this Territory have been famous for fundraising through the years. Home Leagues, in particular, have done a splendid job. Hundreds of thousands of dollars have been sent to support a Territorial project. Similarly, money has been raised to support divisional projects, corps events and camps.

Now we have a new generation of women participating in Women's Ministries groups – some of whom have yet to see the bigger picture and others who have yet to discover the joy of giving time and effort to raise money for the benefit of others.

Here are three fun ideas that can also prove to be great outreach opportunities. Plan to try one soon!



### **Dream Auction**

1. Form a committee from members of various Women's Ministries groups, and involve some who do not belong to any group at all, but who can make a short term commitment to a specific project.
2. Choose a chairperson and assign tasks to group members such as advertising, decorating of the hall and other appropriate responsibilities.
3. All group members should be involved in locating items to be auctioned. Do brainstorming for innovative ideas. Here are just a few to get you started:
  - Ask businesses to donate gift vouchers, meal vouchers or tickets.
  - Ask people to donate time to do spring cleaning, gardening, decorating, baby sitting or such services.
  - Ask people to offer to host a meal for a certain number of people.
  - Ask people to donate baked goods, crafts or unique items.
4. Advertise as widely as possible, using examples of items to be auctioned.
5. Choose an auctioneer, or auctioneers who will make the event an enjoyable experience for all who attend.
6. On the day display the goods, tickets and vouchers for services. Serve light refreshments for a nominal price. Make sure you have welcoming hosts/hostesses. Encourage people to sit around the hall set up in a cafe style.

2004



7. Place attractive flyers outlining details of the various ministries of the corps (on each table). Provide information about the cause for which the money is to be raised.
8. If possible announce the amount raised before people leave.

### **Women's Ministries Fair**

This is a fundraiser that also advertises the various ministries of the corps.

1. Form a committee with a representative from each corps group.
2. Choose a chairperson and assign appropriate tasks such as decorating the hall.
3. Each group should plan to sell different things/or provide entertainment for certain segments while the fair is happening. For example children from VBS could sing some of the songs they learned, other groups might provide a soloist.  
*Note:* Entertainment should be in a separate location where people can rest for a few minutes and enjoy it. A plate for donations needs to be available in that area.
4. Each group can prepare advertising materials detailing activities in which that group is engaged, along with information such as times, dates and the name of a contact person.

### **Talent Scheme**

Give each member of a Women's Ministries group or all Women's Ministries groups a given sum of money e.g. \$1.00, and see who can raise the most with it. This could involve team efforts including people who are not currently involved with Women's Ministries.



Make sure that a statement of what the money is being raised for is given to each participant. Arrange a coffee morning/evening where participants can bring along the money they have raised, and share stories of things that happened in the process. Enjoy!

### **A Missionary Basket**

Ask the women to fill a large basket with a variety of household articles - needles, thread, canned goods, wash cloths, dishtowels, mittens, kitchen utensils. The donor of each gift marks a price on it. The basket is sent from one member to another. Each one who received it not only adds a gift or so, but selects one or more items from the basket and puts the money for them in a little bank included in the basket.

# Passionknit Club

.....  
Kathie Chiu, Mountain View Community Church



## Grand Opening Weekend a Smash Hit!

Knitters poured through the doors of *Once Upon a Sheep* ... April 4-12th to check out the new yarn shop in Maple Ridge. Women of all ages came to browse and when they saw that the store was carrying some of their favourite yarns they were very excited. Sales were great the first week and over 65 women joined the Passionknit club.

The store is currently stocking a small selection of yarns, some Patons and also Sirdar and Schachenmayr. The biggest seller of course is the

fizzy yarns. The store is currently carrying Salsa by Schachenmayr, Smash from OnLine and Boa by Bernat. However, so much was sold on the weekend that we've had to place another order to keep up with the demand.

There seems to be a great excitement because of the opportunities that will be available to the club members. Drop in clinics, knitting classes and club meetings will be the norm for all members. It looks like *Once upon a Sheep* ... was an idea waiting to happen!

This is an outreach group aimed at reaching people in the community with a common interest – knitting. As well as providing an opportunity to meet together, service projects are also encouraged. Lessons are provided by more experienced knitters. Materials are available at discounts. The whole project is supported by volunteers.

A brochure is distributed giving the members information such as:

- ▶ **Who is targeted by the program: A knitting experience** "...We are a group of people who love to knit and do other needlecrafts. We've joined together to share our skills with each other and create wonderful works of art while supporting the ministries of The Salvation Army, Caring Place in Maple Ridge, BC." In this case, it is people in the community who want to knit and to help others.
- ▶ **How it works and what is expected: Time just for Ewe** "... We'll be gathering weekly to share our craft with others – a fun and relaxing time ... Find the drop in time that works for you. **The catch** ... Each member will have the opportunity to support The Caring Place Ministries by knitting (or crotchet) a garment or accessory (either your wool or ours) that will be sold to raise money. We will also welcome participation in running the new shop, "*Once Upon a Sheep*" – you can help by stocking shelves, inventory and sales and service." Opportunities for knitters, and non-knitters to participate.
- ▶ **Information on the shop:** The Passionknit Club opened a shop since there was not a wool shop in town. It is also a place to buy patterns and accessories. The shop is run with volunteers from the club who are trained by those who have organized it.

- ▶ **Information about learning opportunities: Lessons** "... for anyone who is willing to learn. **Beginners** – if you don't knit but would like to learn, then do we have the class just for you! Beginners will find themselves learning in a calm and relaxing environment with experienced and seasoned knitters who remember what it took to learn the art. **Advanced** – If you are already a knitter and have done a few projects, then you'll want to join a class for Advanced Techniques. **Discounts** – All members will also received a 20% discount on any purchase of yarn from the newest yarn store in the Fraser Valley – *Once Upon a Sheep ...*"
- ▶ **Communication and publicity are offered in newsletter:**
  - 4 page newsletter includes:
    - an editorial on knitting
    - the account of the opening of "*Once Upon a Sheep...*" (see "Grand Opening Weekend a Smash Hit")
    - a tidbit from the history of knitting
    - a book review of a knitting book
    - a profile of a local knitter
    - a call for volunteers for the store
    - a plug for the club
    - information on classes and drop-ins
    - The Back Page shares a light devotional (printed below)
- ▶ **Membership application**
- ▶ **Who will benefit:** All proceeds go to support The Salvation Army Caring Place Ministries. You can put the information about your corps or ministry unit in the brochure.



### **The Back Page**

*"When he saw the crowds, he had compassion on them, because they were harassed and helpless, like sheep without a shepherd."*

When I saw this little sheep I just had to use it for this section. You would not believe the time we had down here getting ready for our grand opening weekend. The workmen were not finished, they hadn't cleaned up, our funding wasn't assured, the kitchen equipment had malfunctioned and I did not get my shipment of other needles and accessories on time for the opening! Well, when things get hectic, don't we all tend to react in our own way. Some cry, for some the voice rises several decibels, and others run around like chickens with their heads cut off! Well, I think that would have described my week exactly! Even I, who preach to others about leaning on God and giving our burdens to Him, find myself in a tizzy some times. Well, I think God gave me knitting as a gift of relaxation for those times. And I know He certainly gave me this project to slow me down and keep me sane. Drop in one day and ask me how He did that and you'll find me having to wait for customers to come in and I'll be doing my favourite thing to do - knitting ... Now I just have to find a way to do two jobs at once!

by Kathie Chiu

## *Ideas for Developing Relationships with Non-Christians*

.....



Invite the neighbours over for dessert. Use this time to develop your relationship with them through informal conversation.

Organize or join a carpool for commuting to work or for any suitable occasion, such as going shopping or going to a high school sporting event. Those minutes and miles spent together can be used to develop friendships and produce eternal results.

Like to jog or golf? Invite a friend who enjoys the same activity to join you.

Play football in the front yard with your kids instead of in the back. The neighbours' kids might join you, and more intimate contact with the neighbours might follow.

Invite a friend and his family over to watch a football game with you. While the husbands munch popcorn and follow the game, the wives can enjoy the game with them or do something more to their liking.

Invite a family to join you for a picnic. While the kids run around the park, the adults can enjoy each other's company.

Going to the market or the mall? Invite a neighbour to join you. If she can't, ask if you can pick up something for her.

Offer to take care of the neighbour's pets while they're gone. It demonstrates that you enjoy helping.

Do you leave the office for lunch? If so, ask a co-worker to be your guest. Non-Christian husbands and wives often have one thing in common: They talk more freely about spiritual things when they are away from their spouses and families.



Invite the neighbour's children to play in your yard. As they play, you can enjoy some tea with one or more of the mothers and get to know them better.

Join a health club and invite a friend to play racquetball, tennis, or some sport you enjoy.

Work on craft or home repair projects together - one time you can assist him/her and the next time, he/she can assist you.

If you're a student, join a special interest group at your college or university.

Begin a neighbourhood Bible study, limiting it to a specific number of weeks, defining the topic and encouraging discussion afterwards. Use a survey that works through prepared questions.

Invite a friend to come with you to a Sunday service. Even if it's not evangelistic in nature, that could open the door for a discussion about spiritual things.

Offer your car to a neighbour when his/hers is in the repair shop. Even if that forces you to get a ride, the sacrifice speaks loudly of your concern for him/her.

Keep track of birthday or anniversary dates and send cards. A card can go a long way in telling people how much you care about them.

Be a servant. Offer your help to someone in painting, remodelling or landscaping.



Invite a family for dinner. Being in your own home, you'll feel more freedom to direct the conversation to spiritual things.

Coach a sports team in your community. This will give you contact with both young people and their parents.

Ask unsaved people for advice. Not knowing the Bible doesn't mean they don't know how to do a home repair job or can't direct you to a good place to shop.

Extend a warm welcome to a new neighbour. Supply a meal or offer the use of your telephone.

Help the sick and the suffering. Extending a caring word, assisting with the children, running errands, or providing a meal can have eternal results.

Lend and borrow lawn and garden tools. When you lend, you demonstrate a caring spirit. When you borrow, you indicate your willingness to be dependant on somebody else for something you don't have.

Rent a video and invite a family, friend or neighbour to watch it with you.

Suggest to the parents of one of your child's classmates that you attend a PTA meeting together. The time spent discussing the children's progress could easily lend itself to spiritual things.

Make the most of holidays. Indoors or outdoors, staying at home or going somewhere, enjoy them with another family. It may be a good opportunity for them to discover that your happiness is not tied to special days.



Lend a book or magazine about spiritual issues to a person who likes to read. Tell him you'd appreciate his/her thoughts about it as soon as he/she's read it. Then follow-up.

# *Outreach Dinners For Women*

.....



## **Purpose:**

The purpose is to reach out to women outside the church, by providing a non-threatening, quality evening where women in the church can bring their neighbours and friends. It is an enjoyable opportunity to learn something, to see that the Christian faith is relevant, and to appreciate the friendship and company of other women. If holding a series of dinners, various needs can be met, e.g. young mothers, single parents, single career person, working women.

## **Age Group:**

The program is aimed at the 25-50 years age group. Other ages are not excluded and would be made welcome, but the program is geared to younger women.

## **Organizing Committee:**

This is made up of one or two key persons selected from each relevant group in the church, e.g. Moms & Tots; Bible Study groups; Adult Sunday School class; Kid's Club; Singles Ministry; Women's Groups. Representatives of female leaders could be included. There needs to be a co-ordinator appointed.

The person(s) selected from each group needs to be the KEY PERSON for that group, so that as they become enthusiastic about the possibilities of outreach, that spreads to the whole group. This usually means that the person selected is a very busy person, so meetings need to be short and to the point to avoid wasting time.

## **Invitations:**

The main responsibility of the committee is to invite people. Each person takes a supply of invitations for their group, hand writes in names, and then personally invites all the ladies in their group, contacts of the group, neighbours, friends etc. and encourage others in their group to do likewise.

To avoid duplicating names or invitations, the organizing committee marks one church directory with those who receive invitations, thus avoiding people receiving several invitations. If there is not a directory, a composite list should be made by the organizing committee of all who receive invitations. The invitation has an RSVP to the person who handed it out. The committee members are expected to follow up those who have been invited and encourage them to attend, collecting the replies and money, and letting the co-ordinator or the church office know.

Personal invitations are important. A telephone call to follow up replies could be useful. Offer to arrange transportation to the dinner and home afterwards. Check whether the person may need help with childcare arrangements. Assure them that they will be sitting at a table with you, so that they don't feel that they will be with strangers.

## **Meal:**

The catering committee from your church or another church provides a sit down meal (three courses) for a nominal cost. The decor is attractive - matching table cloths, flowers on tables etc. A sample meal would be - bread sticks, soup, roast chicken, potato and three salads, apple strudel and cream, or fruit salad, coffee/tea and dinner mints, plus fruit punch on the tables all evening.



## **Program:**

The program is put together by two or three people before the meeting with the committee. If they are the busiest people, they don't have time to meet more than about once before the evening and again afterwards in preparation for the next one. Of course, suggestions are always welcomed and they can be followed up between dinners.

Probably the most difficult part is finding an appropriate speaker. It is necessary to have someone with a Christian perspective who can relate to non-Christian women in terms they understand. The topic is very important too. It needs to be something that will attract non-Christian women. Aim to find a point of need and address that, e.g. managing children; family life issue's; Christian women in the workplace (e.g. transplant co-ordinator, grief counsellor, psychologist); healthy lifestyles; coping with stress.

As well as a speaker, include a brief testimony from a woman in the local church, e.g. "Why God is important in my life." Musical items add interest. Taped music or instrumentalist can provide background music.

Spread the meal through the evening, with the speaker following the main course.

During the evening the attendance sheets can be passed around and names and addresses collected from all present. Announcements are restricted to a few upcoming events of interest to those present.

## **Suggested Time Schedule for Dinner:**

- 7.00 pm    Guests arrive. Punch served.
- 7.15 pm    Welcome and Grace
- 7.20 pm    Soup served
- 7.40 pm    Introduce and welcome guest artists and speaker.  
              Items (2)
- 7.50 pm    Main course served.
- 8.20 pm    Guest Speaker.
- 8.50 pm    Dessert served.
- 9.10 pm    Items: Testimony - optional
- 9.20 pm    Tea and coffee served
- Thanks to guest artists and speaker. Announcements
- 9.30 pm    Close - guests free to leave or stay for more tea and  
              coffee.



The role of the M.C. is important in keeping the evening going and making sure that the time schedule operates smoothly. This person will need to liaise with the kitchen helpers so that hot food is served when ready. If there are time gaps to fill in, people may like to continue casual conversations at tables. People can move around to talk to guests at other tables during breaks. The person leading may find it helpful to have some extra activities on hand in case of unexpected gaps. Apt quotations can be useful.

### **Welcoming and Hostessing:**

This is very important!! The key persons (committee members) are the hostesses for the evening. Each is responsible for a table, bringing the women from their group to sit with then, introducing them to others. They greet the guests when they arrive, give them a name tag (make sure that everyone has the same type of tag so that there are no distinctions), collect the money, and take guests to a seat. This works much better than women just finding their own seat. This is especially important for latecomers and for those who don't know many other people.

A table plan at the door is a useful idea, showing who is hostessing on each table and the group name, so that guest can easily identify with the different table groups. Tables also have a card with table number and hostess' name on it.

As guests arrive, ensure that no person is left standing alone. Move around and bring people together. Introduce people to each other. Keep the conversation flowing. Make people feel welcome.

During the meal, the hostess at each table needs to be sensitive to the atmosphere created. Have a supply of conversation starters so that people are drawn into interesting discussions. Be careful about prying too deeply into people's concerns. Ask about children, families, work, interest, holidays, books, films etc. If someone does share a need, offer help or a visit in the next couple of days. "Would you like me to visit you tomorrow and we could talk some more about the problem you have mentioned?" This may be an appropriate offer.

### **Costs:**

Meal cost will depend on catering charges as determined by the local church catering committee. Add on an appropriate amount to cover a donation to the speaker, flowers or small gift for musical artists, speaker and person giving testimony, plus a small gift for all the kitchen helpers.

### **Follow Up:**

Following the dinner a letter should be sent to all visitors thanking them for coming and letting them know of other events in the life of the church, particularly the date of the next dinner. A personal visit to the home would also be helpful or an informal invitation to coffee.



Used by permission of Lynette Leach, Churches of Christ, Victoria, Australia

## *"Dinner of Love"*

.....  
The Salvation Army Glover's Harbour Corps Men's Fellowship



Room decorated for Valentines Day. This is to be a romantic candle light dinner with soft music playing in the background. Couples are assigned to a table as they arrive. A couple of the evening is selected. They will sit alone at a table in the center of the room. They will be presented with a gift and will be catered to for the entire evening. They could be selected by choosing a number given on the bottom of punch cup.

### **Welcome & Grace**



Following dinner, men will sing 'You Are My Sunshine' to wives and present them with a single red carnation and card. This is a surprise for the ladies.

Renewal of Wedding Vows  
(This is done by a couple who are being honoured  
and have chosen to renew their vows)

### **Words of Introduction**

### **Scripture Reading: I Corinthians 13:4-8a**



### **Vocal**

Officer says to the couple:

*(Harry & Frances - whatever their names are)*, your marriage is not a finished product. It is an experience, a relationship that is being created and recreated continually. It is an ongoing process to which you must commit yourselves each day, making again the decision to share life together.

The vows you are about to share together, will serve as a reminder to you that you have decided again to be faithful to the commitment which you made to each other in the presence of God.

(Couple to face each other and hold hands)

Officer Says to husband: (*Harry to repeat*)

I, Harry, take you, Frances for my wife and my friend  
To hold you and be held by you,  
To value you and be valued by you.  
With you I will share my joys, sorrows and fears,  
My successes and my failures.  
I commit myself to the continued growth  
Of our relationship and I celebrate the joys of our togetherness and love.

Officer turns to wife: (*Frances to repeat*)

I, Frances, take you. Harry, for my husband and my friend  
To hold you and be held by you,  
To value you and be valued by you.  
With you I will share my joys, sorrows and fears,  
My successes and my failures.  
I commit myself to the continued growth  
Of our relationship and I celebrate the joys of our togetherness and love.



(Couple to share a kiss and pray the following prayer together)

God, we know and experience You as love and in Your love we pray that You will affirm and bless our marriage. Help us to develop the openness and honesty, the strength and sharing the love and vulnerability that will enable us to continue to build a beautiful relationship together. In You, in each other and in ourselves, may we grow a trusting confidence and faith that will enable us to deal with whatever the future brings. Help us to love, honor and respect each other and to be the best of friends. May we live so close to You and to each other and be so responsive to each other's wants and needs, that our life together will be characterized by real peace and love, by deep care and happiness, by joy and fulfillment. In the growth and development of the coming years, may the commitments of today remain a source of continuing and deepening joy and affection for us, through Jesus Christ our Lord. Amen.

(Couple to sign a certificate and cut the wedding cake)

Memories of Engagement and/or Wedding (Couples to share)

Game: How well do I know my partner? (Wives are asked to leave the room. Husbands are asked a series of questions to see how well they know their wives. Wives are invited back into the room and asked the same questions. The couple that share most of the same responses will receive a prize.)

Prayer by Corps Officer

(Couples to have pictures taken before departure.)

# Girls Only Day

Idea from Capt Cathy Burrows, BC South



## type of group

One day event – could be held quarterly

## aims

To provide fellowship and information to girls on relevant topics offering Christian perspectives

## target group

Girls ages 13-18

## main focuses

Questions that concern teen girls: • beauty • friendship • personality profiles • passions • sex • drugs and alcohol • parents • privacy • diets

## secondary focus

Fellowship and mentoring

## duration

½ day once a quarter



## outline

Lunch • workshops on topics listed • exercise breaks

## cost

Material for workshop presenters • lunch costs • giveaways – try to get some donations.

## leadership

Ideally 2 or 3 mother/daughter teams with girls in this age bracket to organize event together.

## support personnel

Workshop leaders • those who prepare lunch • leader of exercises

## equipment

Workshop requirements according to presenters • lunch • set up materials • giveaways

## resources

Book from youth department on interests of teen girls • teen magazines • related activities • teen service projects, teen mission teams

## anticipated results

Mother/daughter bonding • positive role modeling and teaching for teens • healthy self-image for teen girls • healthy fellowship with other teens



# Peer Mentor Focus Groups

.....



## Why form a Peer Mentor Focus Group?

To provide an opportunity for women to meet once a month to listen to and pray for each other. Participants are peers in spiritual commitment rather than age, and are mentors in an unplanned but highly significant sense. They listen to one another share about the past month, learn how each has managed with God's help. As each shares her imperfect, but eager Christianity it helps the rest as they listen. So, almost without realizing it, each in turn mentors the others.

## Why does a Peer Mentor Focus Group work?

- Because participants are aware of the same desire for spiritual growth, this is a group where they can encourage each other as equals.
- They trust one another, so don't need to be concerned about keeping confidences.
- Month after month, all feel safe enough to really relax.

## What is its purpose?

To encourage and strengthen one another by careful listening and prayer. It is a luxury to talk out the month with women who love each other. The stories shared are simply the stories of what happened in each and to each since the group last met.



## Why be part of such a group?

An awareness of being loved, prayed over, listened to, and appreciated by the same women for a long time will allow each to become willing to share openly areas of immaturity, anxiety and other places where change is needed. God uses "heart - sisters" to complete his work.

## How does peer mentoring work?

1. Ideally limit the group to four women, to allow enough time for each to share in one evening! Several groups can meet simultaneously.
2. Meetings only once a month is ideal for busy women.
3. Not all need be from the same corps/church or social circles. That is helpful, but not essential. It is not a *secret* group, but neither do participants tell other people what takes place.

4. An intentional part of each meeting is to keep all comments on holy ground – to be aware of God's presence, to seek him in all that is said and done. Focus is to be on God's involvement in our lives.
5. Begin with worship. Someone can bring a Bible passage that has been meaningful to her, then read, discuss and pray about this passage. This sets the tone. Almost always, the passage studied throws light on a struggle, question or a blessing that comes up in the sharing time.
6. Prayer notebooks are journals in which to record prayer requests, praises and mini-schedules for the coming month. Three can write while the fourth tells what has been happening and adds what she expects to take place in the coming month, asking for prayer or sharing praises. You may feel led to stop and pray for her as she is speaking, and then a deep and restful silence may follow as God's presence is sensed. Other times, you may laugh together as you share the ridiculous or the comical in your lives.
7. Have coffee and something simple, but the treats should not dominate the precious time.
8. The group will become a place of great safety, where truth is foundational and kindness characteristic.



Adapted from an Article by Win Couchman, *Just Between Us*, Summer 2000. Used with permission.



# *Guidelines for Group Bible Studies*

.....



## **1. How to Start**

- Know the Bible has the answer (2.Tim 3: 16-17).
- Have a burden for the needs of women in your area or corps (Romans 16:26).
- Have a friend or friends who share this concern and with whom you can pray about starting a Bible Study.
- Pray for God's choice of women to attend the class.
- Be willing to start with just a few.
- Do not put off a starting date – strike while the iron is hot.
- Pray for God's choice for a teacher/facilitator for your group – realizing it might be you!
- If no trained teacher is available, pray for a choice of materials which could be used and the leadership shared.

## **2. How Long to Hold a Study**

- Decide on beginning and ending dates. These will often be based on the length of the study undertaken.
- Re-evaluate the situation and continue as you are led.
- A committee should make this decision even if it consists of only the teacher and the hostess.



## **3. Where and When to Hold the Study**

- Consider using your corps facilities, emphasizing the nursery possibilities. Besides, no one has to clean her home. But wherever you meet, make it a special place to be.
- Neighbourhood groups are often held in homes, but be careful to arrange for someone to look after children in a separate room or home.
- Decide on a starting hour and a finishing one and stick to it!

## **4. How to Conduct the Study**

- Have *one* regular teacher/facilitator if possible.
- Have a hostess who is on her toes to greet, welcome newcomers, have name tags, etc.

## **5. Suggested Order of Study**

- Have a leader call for prayer by someone she knows will not be embarrassed. She can also pray herself.
- Announcements – welcome – introductions – an icebreaker
- Study and discussion if facilitator is qualified.

- Assign some homework for the next lesson. Do not embarrass but motivate.

## 6. Pointers to Ponder

- Keep classes fresh and informal but not too informal.
- Listen and encourage women to listen to each other.
- Don't scold or embarrass absentees - they have not pledged regularity.
- Provide sensible ventilation.
- Refreshments may be served at least occasionally.
- Support and co-operate with officer and others such as cleaners.
- Receive an offering for materials, refreshments etc.

Adapted from Look, You're a Leader Resource Manual by Daisy Hepburn



## *Guide for Study of a Bible Chapter or Passage*

1. Who are the persons involved?
2. What is the period in history and the geographical setting?
3. What is the main subject?
4. What is revealed about the nature or will of God?
5. Are there commands for me to obey?
6. Are there promises for me to claim?
7. Are there examples for me to follow?
8. Are there errors or sins for me to avoid?
9. Are there lessons for me to learn?
10. Are there choice verses or clauses for me to remember?
11. Are there obscurities for me to explore further?
12. Are there subjects suggested for me to pray or praise about?



These questions, whose source is unknown, can be very helpful where study resources and finance are scarce. The answers are drawn from the text itself.



# *The Needs of Women in Ministry*

.....  
Gwenyth Redhead

The information provided below provides helpful discussion group material for a short-term commitment Focus Group, or a group convened for women in leadership. It is gleaned from a talk given by Jill Briscoe, a world-renowned preacher, teacher and author with a heart for Women's Ministries. She is self-taught and has learned how to minister, and to teach other women how to minister, by "doing", latterly primarily among the women of the Elmbrook Church, in Wisconsin, but also by speaking to women's groups and conferences around the world. She has taken the skills learned at Cambridge University, England and has applied them to the study of Scripture, and how to relate its truths to women, especially.



Jill has discovered that there are some needs of women in ministry that are common everywhere in the world, and spoke about the following:

1. Loneliness. (The isolation of being a woman in leadership) The need of all leaders for other women to nurture, disciple, encourage and pray with and for them - especially when they have to "bear pain publicly". The need for a "heart-partner" - and the need for a leader to speak out to someone on her own level with whom she can share in confidence, if she doesn't have one.
2. Identity. (self-worth) Remember that God values you, see Jer.1:5. The primary calling of a leader is to a relationship with God, the secondary calling is to do tasks for God; otherwise what the leader does for God becomes more important than God. If a leader nurtures her inner life everything else will fall into place.
3. Expectations. (of self/church/family) Avoid comparisons. Copying spells disaster. Learn how to be the person God made you to be.
4. Balancing family/ministry. (priorities) Every pattern is different. Remember we are members of the Kingdom of God. Begin every day by asking the King: "What's first today?" - then be obedient. See Mt. 11: 28,29. Literally "over-laden" - picture of a fishing boat, "easy" - "possible". Work out what kind of a "boat" you are and pace yourself accordingly!
5. Gifts/roles. (feeling equipped to fulfill responsibilities.) Practice using a variety of spiritual gifts and see which brings you joy. Ask God to help you discover gifts in another and "believe her into believing she

has it". Most women are not self-starters so provide opportunities for women to discover their gifts. Suggest a project and brainstorm with women to see who would be best doing what to get the project completed.

6. Coping with criticism. Dealing with difficult people will make you like Jesus! God loves them. Find out what you have in common, celebrate differences, try and pray with them and discover where they are coming from.
7. Coping with change. Women like to nest. Deal with "stuck people" by helping them to see that change represents an opportunity to start again and apply what they have learned previously.

.....

**W.O.W**

**Women of the Word**

.....



**1. Why should we study the Bible at all?**

- "Every part of Scripture is God-breathed and useful one way or another – showing us truth, exposing our rebellion, correcting our mistakes, training us to live God's way. Through the Word we are put together and shaped up in the terms God has for us."  
(2 Timothy 3:16-17, The Message)
- Psalm 119 (at least 25 reasons are found right here!)

**2. Necessary parts to leading, writing or attending a Bible Study:**

- *Preparation* homework, study and hard work  
(2 Timothy 2:15)
- *Involvement* openheartedness both to the Word and to one another
- *Enthusiasm* *en theos* brand of enthusiasm  
(Colossians 3:23)

**3. Utensils might include:**

- The Bible – various versions and translations
- Commentaries



**4. Since Bible Study is not an end in itself -**

Learn to discover daily applications of its principles.

Adapted from Look You're a Leader Resource Manual by Daisy Hepburn. Used with permission.

# Creative Prayer

.....

Gwenyth Redhead



The following suggestions for a 4-week short-term commitment Focus Group were inspired by an article by Lieutenant Debbie Messenger in Focal Point, July–December 2000, Australia Southern Territory.

**Week One:** Pizza, pies, pancakes, poached eggs and prayer (choose one or make up your own!).

Gather as a group, share in fellowship and prayer.

**Week Two:** “And God saw that it was good ...” (use the plan on the following pages) or “A Prayer Walk” (from The Sketch, July–December 1999)

**Week Three:** Options for Prayer. Place several tables around the room/s, creating the following options for women to use to participate in creative prayer:

*Music* provide a tape player with a selection of music.

*Silence* place in a quiet corner away from music.

*Meditation/reflection* a dark corner with candles lit, provide Bibles for meditation.

*Drawing/dough* paper, crayons, pencils and play dough for the creative minds!

*Writing* pens and paper, writing papers for letters - envelopes.

*Reading* provide a selection of books on prayer for personal perusal.

**Week Four:** Tell it like it is!

An opportunity for the women to share how they maximize their personal encounters with God and some of the obstacles they meet along the way. The group facilitator could add other suggestions such as:

*Prayer baskets*

- Have handy for any time you wish to pull out your pen, notebook, Bible or devotional.

*Apron*

- Pull it over your head, family members will know not to disturb you!

*Coffee Break*

- Have music softly playing in the background, have a coffee and chat with God.

*Meeting with a friend*

- Encourages accountability and openness.

*While doing chores*

- The ironing and vacuuming are always there. Why not use your time wisely?

# *And God saw that it was good ...*

.....  
A Prayer Walk by Cathy Kennelly

*This meditation is a half-hour set aside to spend with the Lord God, Creator of the Universe. There are 8 segments, guiding us through the 7 days of creation. You are invited to do all of them, or as many as time permits.*

*This meditation is designed to be done outside. If its raining, please find a quiet (and hopefully comfortable) indoor spot, and use your imagination to help.*

## **Meditation #1**

Read: Genesis 1:1-5

Find a quiet place to sit alone, and close your eyes. Imagine yourself floating through space. There is no earth, no sky, nothing except the presence of the Almighty God. Sit quietly for a few minutes and allow yourself to become increasingly aware of the presence and power of the Creator of the universe.



*Praise the Lord for His very Being.*

## **Meditation #2**

Read: Genesis 1:6-8

Look up into the sky. Take a few moments to appreciate the colour of the sky and the formations of any clouds. If you are able, watch the clouds as they move through the different levels of the atmosphere. Appreciate how the 'sky' helps to maintain an atmosphere that we can live in. Breathe deeply of the morning air, and imagine the oxygen that the Lord supplies through it.

*Thank the Lord for His provisions in every part of creation and in your life.*

## **Meditation #3**

Read: Genesis 1:9-13

Look over the lake. Try to limit your focus to the wide expanse of water. Imagine the Hand of God drawing the water into the lakes, rivers and seas, revealing the land beneath. See the shoreline, and imagine all the different kinds of shore throughout the world - rock, stones, mud, sand, cliffs, marshland - even something so simple is filled with variety, a reflection of God's creative heart.

*Thank and praise the Lord for His on-going creativity.*

## **Meditation #4**

Read: Genesis 1:14-19

Enjoy the warmth of the sun on your back. Imagine the plants as they reach out for the sun that they need for life. Remember the light of the moon at night - how it lights up the fields for the farmers to harvest in autumn. Try to remember the look of the stars, the milky way, the northern lights.

*Meditate on God's provision for a cycle of work and rest in the changing seasons.*

### **Meditation #5**

Read: Genesis 1:20-25

Look up into the sky. Watch the birds, listen to their songs. Close your eyes and imagine yourself in a beautiful garden, with birds singing everywhere around you.



*Think about and thank the Lord that He didn't just make things that were useful - but that beauty was an important part of His creation. When we desire to make things beautiful, it is a reflection of part of the heart of the Creator Himself.*

### **Meditation #6**

Read: Genesis 1:24

Look into the grass and across the fields/forest. Check for insects, squirrels, and other living creatures. Appreciate the infinite variety.

*Marvel at the wonderful interdependency of God's creation, how all the parts need each other. Spend a few moments in worship to the One who is responsible for it's complexity.*



### **Meditation #7**

Read: Genesis 1:26-31

Here you are, in the midst of the countryside, enjoying the smells and sights of God's creation. Compare this with the stress of city living, where the natural world is largely excluded from daily life. Now relax again, breathe deeply and open your eyes to the beauty around you.

*Commit yourself to learn to live in a way that enhances God's creation, so that the beauty of what He has made is revealed and increased.*

### **Meditation #8**

Read: Genesis 2:1-3

Think of your life in the past few weeks. Have you taken the time to rest your heart and mind and body - time to re-create? Have you taken time to simply sit at the Lord's feet, allowing Him to speak to your heart? Remember that rest is important for physical health, emotional well-being and long-term productivity.

*Spend a few moments of this half-hour simply being quiet in the Lord's presence.*

# *How to spend an hour in prayer*

Dick Eastman



"How can anyone possibly pray an entire hour?" Here's how to structure an hour in prayer with twelve scripturally based aspects. Conveniently, each hour can be divided into twelve five-minute "points of focus," allowing specific time for each of these vital areas. Of course, some of these aspects may require only a minute, whereas others - such as intercessory prayer for the world - will require far more than a mere five minutes.

1. **Praise.** Psalm 63:3; Hebrews 12:15; Matthew 6:9b  
All prayer should begin with a recognition of God's nature. The Lord's Prayer - our model for all praying - begins with "Our Father who art in heaven, hallowed be thy name." Praise is that aspect of prayer which vocally esteems God for His virtues and accomplishments.
2. **Waiting.** Psalm 37:7; Isaiah 40:31; Lamentations 3:25  
Not only should we begin it with praise, but time should be given to being "quiet" in God's presence. This is not meditation or just a time for listening; it is simply taking time to let God love you.
3. **Confession.** Psalm 139:23-24; Psalm 51:10; 1 John 1:9  
The psalmist asked God to search his heart for unconfessed sin. He knew sin was one of the greatest roadblocks to answered prayer. Early in prayer we need to make time for confession. This clears the way for powerful praying.
4. **The Word.** 2 Timothy 3:16; Psalm 19:7-8  
"The commandment of the Lord (His Word) is pure, enlightening the eyes," wrote young King David. When we bring God's Word into our prayer, we are opening our eyes to new possibilities in God. At this point in prayer, read God's Word.
5. **Intercession.** 1 Timothy 2:1-2; Psalm 2:8; Matthew 9:37-38  
Our prayer now centers on intercession for a lost and dying world. This concerns praying for others who have desperate needs.
6. **Petition.** Matthew 7:7; Matthew 6:11; James 4:2  
This aspect of prayer concerns our personal needs. Petition is included in the Lord's Prayer in the expression, "Give us this day our daily bread." To petition God is to open our need to God through prayer.

7. **The Word.** Jeremiah 23:29; 2 Samuel 22:31; Numbers 23:19

Earlier we suggested you read God's Word. Now, pray God's Word. Here we bring actual Scripture into our prayer. We can never pray out of God's will when we pray God's Word.



8. **Thanksgiving.** Philippians 4:6; Psalm 100:4

When Paul wrote to the Philippians, he instructed them to offer prayer and supplication "with thanksgiving." Thanksgiving differs from praise in that praise recognizes God for who He is, and thanksgiving recognizes God for specific things He has done.

9. **Singing.** Psalm 100:2; Ephesians 5:19; Psalm 114:9

Melody in its truest sense is a gift of God for the purpose of singing praises unto Him. Many Christians, unfortunately, have never learned the beauty of singing a "new" song unto God during prayer. These songs may come straight from the heart with the Holy Spirit creating the melody. Paul spoke of singing "spiritual songs." To sing unto the Lord is to worship God in melody.

10. **Meditation.** Joshua 1:8; Psalm 1:1-2; Psalm 77:12

To wait in God's presence is simply to be there to love Him. Meditation differs in that our mind is very active. To meditate is to ponder spiritual themes in reference to God.

11. **Listening.** Ecclesiastes 5:2; 1 Kings 19:11-12

Whether through His written Word or by an inner "still small voice" of His Holy Spirit, God speaks to praying Christians. But we must take time to listen.

12. **Praise.** Matthew 6:13; Psalm 100:4; Psalm 150

We begin our prayer by recognizing God's nature, and we end in similar fashion. Jesus taught this when He ended His prayer with the statement, "For thine is the kingdom and the power and the glory forever. Amen."

These are just suggestions - everyone has a different prayer life. Developing such a prayer habit will lead you into a ministry that changes you and the world around you as well.

Used by permission of Every Home for Christ, 20232 Sunburst St., Chatsworth, California 91311.

This article may be reproduced for free distribution in the local church

# *A Bible Study Series-Treasures*

Christine Dalziel



## **Week One-Hidden Treasure**

Throughout history it has been the custom to bury treasure. Sometimes wealth was converted into “treasure” in the form of jewels, which, in time of danger, could be hidden in the earth. If the owner died, often the treasure remained hidden for years until one day someone discovered it.

Scripture Matthew 13:44

- What are the treasures that you want to keep? What makes them important?
- How is your understanding of God’s treasure?

To Consider

- Where is God, your treasure, in where you have been and what you have experienced today?
- Were there times when you focussed on what was not of God?
- Are there things you need to “sell” to recognize your God-treasure more?
- What would you identify as God-treasure in yourself?

We have considered our treasure in terms of our worth, hope, love, truth, call and Christ. Read these sentences in quietness with God and consider what treasure of yours still lies hidden. Underline what seems to be significant for you. Share that recognition about yourself in the group.

- We bury the gold of what we are under our fear of failure.
- We bury our hope under anxiety.
- We bury our love under conditions, which apply to that love.
- We bury the truth about ourselves under our mask of success.
- We bury our call under our laziness.
- We bury Christ under the structures that have power over us.

Isaiah 33:6 speaks of a rich store of salvation and wisdom and knowledge and that a recognition of God is the key to that rich store. Use this verse as a basis for your prayer.

## **Week Two-The Riches of Forgiveness**

Scripture Ephesians 2:4-8

In Him we have redemption through His blood, the forgiveness of sins according to the riches of His grace which He lavished on us.



## Two Main Riches

- We have redemption.
- We have forgiveness.

When the writer of Ephesians speaks of redemption he remembers the stories of Exodus and freedom from Egypt so essential to his Jewish life.

- Tell those stories from Exodus Chapters 1 to 14 to each other.
- What are our Exodus stories?

It may help to recognize your Exodus stories if you consider:

- Where did I feel trapped, boxed-in?
- When did I recognize that with God I did have hope?
- When did I feel free to choose, to live?
- How will I express my freedom, my redemption and the riches of forgiveness?

## To Consider

- When have you known forgiveness? (from God or another) How was that experience for you?
- How do you feel about being forgiven?
- The riches of redemption and forgiveness are offered to you. Why not receive them now?

**Chorus:** Wonderful, wonderful, wonderful love, Song 114/TB864 (The Song Book of the Salvation Army)

## Week Three-The Riches of a Glorious Inheritance

What is an inheritance?

Scripture Ephesians 1:11-14

In Ephesians 1:11-14 we read of an inheritance we have obtained in Christ.

- v 11 - In Christ we have also obtained an inheritance
- v 12 - Set our hope in Christ so we might live for his glory
- v 13 - Heard the Word of truth
- v 13 - Heard the Word of salvation
- v 13 - Believed
- v 13 - Marked with the seal of the Holy Spirit

- What are the signs of the Spirit for you? Consider as well the fruits of the Spirit.
- Have you obtained the inheritance in Christ listed above?
- Share your experience with your group.
- How does this inheritance affect your living?

- What from your spiritual life would you like to pass on to your family/friends? How can you do this?

Pray the prayer from Ephesians 1:17-19. Choose significant phrases to pray for each other.

## Week Four-Bible Treasures

The Bible is full of treasures.

- What for you are treasure verses from the Bible? Even if you don't know the references share your biblical treasures with the others and state why they are treasures for you.

Some treasures I've heard people share:

**Psalms 23:3(b)** Good News Version

He guides me in the right paths as He promised.

A 35-year-old woman - I have lost my job. This verse becomes the treasure I hold at this time.

**Matthew 5:3-10:** A 40-year-old professional - Because they are special words of Jesus for me!

**Psalms 121:** Special for an elderly woman who learned this psalm at school and could still recite it.

**John 1:16:** Reminds me of the continued goodness of God.

**Ephesians 1:10:** Reminds me that it is God's plan to bring all creation together, everything in Heaven and on earth with Christ as head. That is my prayer for our world.

**Hebrews 13:8:** This was the text on the back wall of our Salvation Army hall and I read it often. It is a treasure now stored in my heart.

**Luke 10:25-37:** This is my favourite story. This story of the Good Samaritan reminds me of Jesus' call to me to "go and do likewise." It is a story about life for me.

**Jeremiah 29:11-13:** As I consider my future, I know that what God plans for me is for my welfare.

If you find it difficult to recall treasures from the Bible, share a treasure that is significant for you from the above list.

You might like to start a page in your notebook with the heading "Bible Treasures" and record Bible treasure verses and stories as you find them.



Adapted from Our Faith Stories, Australia South Territory

# *Yes! Drama is for you*

Notes prepared by Gwennyth J Redhead



“BE DRESSED AND READY FOR SERVICE....” Luke 12:35

**Drama is one of the most wonderful gifts God has given us, and can be used in a wide variety of ways in Women's Ministries. Let us consider this valuable, and often under-used tool.**

## **1 What is Drama?**

Quite simply it is “A story of life or action for representation by actors”.

## **2 Is there a Biblical Basis for Drama?**

Yes! For “the Bible is not so much a book of words but a book of action - the actions of a Creator-God who is dramatic, who causes, who enters, who alters, who decides and who exemplifies His purposes clearly to human beings”. (Time to Act)

Turn to the prophets and psalms for Old Testament evidence, and to the parables of Jesus for New Testament evidence.

## **3 Why should the Church be involved in Drama?**

Because:

- it makes a statement that often cannot be made as effectively in any other way
- it causes an emotional response that often motivates to action
- it is an arresting way of presenting the gospel
- it is a valuable teaching tool.

## **4 Who should be involved in drama?**

A wide variety of women with diverse gifts - on stage and behind the scenes.

## **5 When could drama be useful?**

On many occasions. Here are a few to start you thinking:

- Regular meetings to enhance a wide variety of topics
- Special events - as a “lead-in” or in the main attraction
- Church services
- Dinner Theatre
- Institution services

## **6 How could drama be useful?**

- to present announcements effectively
- to enhance well-loved Christian hymns through mime, to dramatise the story behind the hymn
- to bring fresh inspiration to prayer
- to enhance a speaker's topic
- as a teaching tool to show how Biblical principles apply today
- as a discussion starter on items of topical interest.

## **7 What will drama do for the women?**

An ancient proverb says:

### **I HEAR, I FORGET, I DO, I REMEMBER**

- It will:
- challenge those who participate to grow spiritually
  - encourage inter-dependence between the women
  - provide a short-term commitment to a specific goal

## **8 What are some basic guidelines for putting on a play?**

Factors to be taken into consideration are: -

- |                       |                     |
|-----------------------|---------------------|
| - the choice of play  | - the locations     |
| - the production team | - the cast          |
| - rehearsals          | - scenery and props |
| - lights              | - make-up           |
| - costumes            | - presentation      |

## **9 Can I write my own script?**

In a nutshell - yes!

If the idea of writing a script occurs to you, then you probably have the ability to write one. Some guidelines are:

- Pray
- Analyse a published script
- Clarify the idea you wish to convey
- Decide the form
- Decide the characters
- Write



## **10 Where can I find good resources?**

Music and Gospel Arts Dept., THQ

Christian Bookstores

Libraries

The following is a short list of recommended books and resources:

- Create a Drama Ministry by Paul M Miller and Dan Dunlop (Lillenas)  
Not only is this an excellent book on every aspect of play productions, but at the end of each chapter there is a list of other useful books related to the subject of that chapter.
- Time to Act by Paul Burbridge and Murray Watts (Hodder Christian Paperbacks)

# *Drama resources for women*

By Gwenth J Redhead



## **A. Resource Material**

"Why Dramatise?" (A guide for the use of drama in Women's Ministries written as part of Serving with Style Manual, Heritage Ministries)

## **B. Plays**

1. "Love and the Free Thinking Woman" (20 min play for 18 women)
2. "Other People's Shoes" (7 min play for 4 women)
3. "What is a Mother?" (10 min play for Mother's Day for 8 women)

## **C. Plays with Music**

1. "Commitment" (a dramatisation of Ruth 1:1-18 for 4 women, from the musical "Ruth")
2. "Do your best to save us" (a dramatisation of Ruth 2:17-22 for 2 women, from the musical "Ruth")
3. "I wonder if my plan is impossible?" (a dramatisation of Ruth 3:1-5 for 2 women, from the musical "Ruth")
4. "Home League Scene" (an extract from the musical "Chains of Gold" for at least 10 women)



## **D. Mimes**

1. "Once in Royal David's City" (for timbrellists with vocal accomp.)
2. "When Jesus Looked O'er Galilee" (for timbrellists with vocal accomp.)
3. "The Lost Wedding Ring" (for 4 women and narrator)

## **E. Short Sketches**

1. "The Paragon and the Prostitute" (2 women)
2. "A Special Announcement" (2 women)

## **F. Dramatized Bible Readings**

1. "The Announcement to Mary" Luke 1:26-28 - 3 women
2. "Loyalty" Ruth 1:1-18 - 5 women
3. "In Celebration of Love" 1Cor. 13 - 6 women minimum
4. "Interdependence not Independence" 1 Cor. 12 - 6 women

## **G. Soliloquys**

1. "For Such a Time as This" (Esther)
2. "Just One Thing" (Catherine Booth)
3. "Rahab" (based on Joshua 2:1-21)
4. "The Smorgasbord" (based on Luke 14:15-24)
5. "Transformation" (inspired by Acts 2)
6. "A One Word Answer" (Paul)
7. "Angel ... from the Realms of Glory:"

(all available from Women's Ministries Dept., THQ at a nominal charge to cover the cost of photocopying)

## *Do-it-ourselves Evening*

.....



**Basic Idea:** A group of six or seven people will meet to prepare dinner and participate in a do-it-ourselves Bible study. Keep the group small so everyone will fit into your kitchen.

### **The Meal**

Ahead of time gather the ingredients and the pots and pans. When people arrive give everyone an apron and a supper job. We chose to make crepes. They are not difficult and can be the basis for an entire meal.

You might want to post a list of jobs and recipes involved to get things moving.

For example:

Rita: Wash and cut all the vegetables for the salad

Roger: Make the salad dressing and crepe fillings

Bob: Make crepes

Jack: Mix crepe batter. Supervise main course crepe fillings

Marlene: Make dessert crepe filling

### **Recipe Suggestions:**

#### **Basic Crepe Recipe**

3 eggs

1/8 teaspoon salt

¼ cup water

1 cup all-purpose flour, unsifted

1 cup milk

2 tablespoons butter or margarine



Put eggs in bowl and beat well with fork. Add flour and salt and continue beating until batter is smooth. Gradually add milk and water, beating until smooth.

Melt butter or margarine and set aside. Before cooking each crepe, brush 8-inch crepe pan with a little butter or margarine. Heat pan over medium heat until just hot, not smoking. For each crepe, pour 2 or 3 tablespoons of batter into hot pan. Tilt pan from side to side instantly to cover entire bottom of pan with batter. Cook about 1 minute, shaking pan frequently to keep crepe loose. When bottom side is lightly browned, turn with spatula and brown on the other side - about 30 seconds.

When crepes come out of the pan, stack on top of each other and cover with a towel to keep moist and pliable. Yields 12 to 14 crepes.

**See Resources for further recipe suggestions**

### **Spinach A La** (*insert maker's name*)

|  |                        |
|--|------------------------|
| 1 pound fresh spinach  | 2 celery stalks, diced |
| 3 hard-boiled eggs, chilled, diced                           | 8 radishes, sliced     |
| addition of any other diced vegetables that look interesting |                        |
| ½ pound diced bacon  | ¾ cup oil              |
| ¾ cup red wine vinegar                                       | 2 teaspoons sugar      |
| 1 teaspoon salt  | ½ teaspoon dry mustard |
| ½ teaspoon pepper  | ½ clove garlic         |

Remove stems from spinach. Wash leaves carefully; drain. Cook diced bacon until crisp; drain. Put oil, vinegar, sugar, salt, mustard, pepper, garlic in electric blender or covered jar. Blend or shake until well mixed. Toss spinach lightly with dressing. Turn into a large bowl and top with radishes, eggs, bacon, celery, etc.

### **Do-It-Ourselves Bible Study**

*Basic idea:* Working in small groups, people will study the Bible for themselves and develop guidelines and principles for Christian living as they work.

In do-it-ourselves Bible study, the groups will go through an induction process. First, they become familiar with the content. Then they look within the passage to decide exactly what it says - not what they think it ought to say or have heard someone else say it says. Their findings must be based on what is directly stated or indirectly implied in the passage. Groups then share what they have found and end the study with prayer.

Follow this process. As much as possible, make certain each person has a copy of the same version of the Scripture passage. I've sometimes made photo copies of small passages I want people to study. When everyone has the same words in front of him, long discussions over which word is really the most effective are eliminated.

Choose a short section of Scripture. A good one to try is John 3:16, 17, especially if your guests are really familiar with the Bible but have never participated in an inductive Bible study. They are often amazed by the amount of material they have missed in these two verses. Or you might try Peter's declaration about Jesus in Mark 8:27-31.

### **Getting Started**

Write out these simple directions for guests to follow:

1. Write everything you can know or assume from this passage. These questions will help you find things. What do the difficult words mean? What relationships are established here? What laws, principles, teachings are stated or implied? Is there an outline? Is there progression of thought? Is there repetition of a thought or words? What are the key words or phrases? Why? What is the key verse? What does each verse mean? If necessary, paraphrase.

2. What title would you give this section to differentiate it from other sections of Scripture?
3. Briefly consider how this section applies to you today. How might you use it in your own life, in your witness to others?

### **Sample of John 3:16, 17**

Stop! Don't read further until you've tried the inductive study of John 3:16, 17 for yourself. Then read the several things I found. This list of observations is very incomplete. But it's a good start.

"For God so loved the world that he gave his only Son, that whoever believes in him should not perish but have eternal life. For God sent the Son into the world, not to condemn the world, but that the world might be saved through him" (RSV).

### **OBSERVATIONS:**

1. I found these attributes of God - he is love, just, all-powerful, eternal.
2. The Son was not personally condemned, because he could save others from condemnation. I can assume the Son was sinless.
3. We must come to God through the Son - no other route.
4. There are a lot of action words - God loved, gave. We believe, receive eternal life. God was not a passive out-there-somewhere God. He was involved.
5. There are some interesting contrasts - God, world; perish, saved; condemned, saved. It's an either-or situation. We can't sit on the fence in our relationship to God's Son.



There's a lot more to find here. It's fun to dig and see what amazing amounts God allowed his writers to communicate with us.

With simple inductive Bible study, I am reminded time and time again that I haven't even mastered the basic content of familiar passages, to say nothing of the principles that I have yet to honestly, consistently implement.

When your Bible study time is up, have groups share the three best things they have found. Encourage free discussion between groups.

### **We-Can't-Do-It-Ourselves Prayers**

End the do-it-ourselves Bible study with we-can't-do-it-ourselves prayers.

Suggest people pray for things that are outside their control. For example, someone might pray for an unsaved friend or family member. Another might bring a missionary's needs to Christ. Still another could share her inability to have a meaningful, regular fellowship time with God.



## *Quilting Group: Making Quilts to Give Away*

Prince George, B.C.



One day a week from 9 a.m. to 3 p.m. approximately 25 volunteers from the corps and community come together at The Salvation Army to make quilts to give away. The day begins with devotional moments and an invitation for prayer requests.

The quilts are given to:

- ▶ children at Christmas with a teddy bear wrapped inside
- ▶ hospitals, for children and teens
- ▶ street kids and runaways, teen group homes
- ▶ new-borns in the community
- ▶ local hostels/shelters and organizations
- ▶ people whose homes are lost through fire
- ▶ aids patients
- ▶ some even find their way to other countries

Some of the quilts made are auctioned to raise funds for a sponsored child and for fruit and flowers for shut-ins etc.

The quilts are made primarily from used clothing from the local Thrift Store as well as new rolls and remnants of fabric donated by the community.

Signs requesting volunteers are posted in the Thrift Store and ads in the newspaper. People at home with nothing to do are encouraged to come. Besides people who can sew, others are needed to pick-up the clothing, to rip out the seams and get it ready for use, to measure and cut the pieces. Men can help with some of these tasks, including keeping the sewing machines in good repair! Children are also welcome.

Through the eighteen years of its operation many benefits have been realized besides the many people who have been kept warm!

- The activity is inter-generational
- It helps the environment by using recycled material
- It offers a worthwhile activity to a variety of people, who don't all need to know how to sew.

- Participants feel good about helping others
- It provides great fellowship and usefulness for women struggling with the loneliness of widowhood
- It helps to build the confidence of many women, who as a result have gone on to find jobs because their self esteem and social skills have improved
- Many have come to know the Lord and are growing in their faith because of this first contact.

God is touching many lives and teaching valuable lessons through “making quilts to give away.”



# *"Taking a Walk"*

Ann Braund



## **Goal:**

That the women will:

Spiritually: Grow in their walk with the Lord

Socially: Grow in their walk with each other

## **Time:**

6 or 7 week Program

## **Outline:**

A short Bible Study followed by a walk. If the women are unable to walk, then a time of fellowship together - sharing in pairs for 10 minutes and then changing partners.

Bible Study: One of your choice, but continues for 4 - 6 weeks. (1/2 hr.)

Walk: 40-60 minutes.

## **Publicity:**

Promote well ahead of time, particularly to the community and women who may want an evening out. State in promotion how long the study will be and how long the walk - it could be promoted as an evening to get out and take a walk. (Obviously the warmer weather is more appropriate for this.) Some may choose just to come for the walk and that can work out all right also, because the questions can be changed to suit the situation and still share something about the Lord.

## **Bible Study:**

There are many books available that can be used - sometimes the women will even choose what they wish to study.

Two examples that can be used are: Stephen or the woman at the well. A short Bible Study prior to the walk can help build a theme while walking.

## **Coordinator of the walk:**

Choose someone who enjoys walking and ask them well in advance if they would take a group each week on a walk. Give them the information ahead of time and some may even come up with better conversational topics that will enhance their walk with God and with each other.

## **Coordinator:**

Invites ladies to go in two's for 10 minutes at a time, then change partners.

### **1<sup>st</sup> Week:**

“Getting to Know You” - talk about where you were born, a little about your childhood, how you came to be living where you do now. (Some may have grown up in that area.) If they are well known to each other they could talk about what they enjoyed most in their childhood, some memories of their family, etc.

(The Bible study would commence with getting to know someone in the Bible) What do we know about Stephen or the woman at the well?

### **2<sup>nd</sup> Week:**

How did you happen to come to The Salvation Army? What Church do you attend? How did you learn about God?

(The Bible Study could continue on with more information on the person or situation.) What was Stephen doing? Who was there with Stephen in the crowd? How come the woman was where she was? Why was Jesus there?

### **3<sup>rd</sup> Week:**

Who has influenced you and encouraged you in your life with regards to your spiritual journey and/or in a general way? Share the story.

(The Bible study could continue with choices being made and how they are made that fits in with the Bible Study.) Consider Stephen's words as he was being stoned. Do you think this has an impact on the crowd? If so what? What about the woman at the well? Did Jesus influence her? How?

### **4<sup>th</sup> Week:**

Do you feel that the Bible is relevant in today's world? Why / Why not?

Using the Bible Study only - what have you enjoyed most about the Bible Study? If you were in that situation how would you feel and how do you think you would react? How does it apply to your situation today?

### **5<sup>th</sup> Week:**

How do we react today to what we read in the news clipping? How would Christ react? Can we make a difference? What do you think you can do as an individual to make a difference or be able to witness to a world that is against Christ? Maybe there is something we can do as a group - what do you think?

Again - using the Bible Study - take something from the newspaper ahead of time that fits into the Bible study and use it as a topic. Apply the situation in the Bible to the clipping and discuss the choices that can be made. Solutions from God's word, to encourage believers would be most helpful.

1. Newspaper clipping criticizing Christianity or some spiritual criticism.
2. Newspaper clipping exposing a crime scene or some news on sex, pornography laws, etc.

The first I would choose for someone like Stephen's story.  
The second I would use for a situation like the women at the well.

### **6<sup>th</sup> Week:**

Final Week:

The results of all this can be discussed on the 6<sup>th</sup> week and maybe the group can do something like pray for each other. They can pray for families involved in the sex trade or women in other countries who suffer because they are women and are abused.

This can take many directions:

- During the walk they can discuss with each other: How can I help you in your daily living to walk closer to God or become more aware of Him?
- How can we help others?

### **Other Ideas that could come out of it:**

- Pray for Christians who are struggling to maintain their faith - maybe have some information from a Video or Missionary. Contact The Salvation Army in China and share with the group.
- Send letters or e-mails to missionaries who are struggling.
- Send letters or e-mails to friends who are struggling to maintain their faith in a non Christian environment.
- Form a support group for women who have no faith support in their families.
- Pray for a specific person that you know who isn't serving the Lord and is living a life that could destroy her.
- Calling someone and letting them know you are thinking of them and praying for them - see how they are doing - could be a young person, young mom, etc.
- Encourage each other verbally and in practical ways. (These could be listed and followed up on in the weeks ahead.)

**Be prepared for new challenges and new opportunities to reach women for the Lord.**



# Grandparents as Parents

Material supplied by Shelly Kerr, Castledown Corps



## Support Group/Life Skills

Grandparents who find themselves raising their grandchildren desperately need a comfortable, caring environment:

- For support, help, encouragement, a listening ear
- To connect with other parenting grandparents
- To understand and share experiences, fears, grief, challenges, feelings of guilt, anger, and isolation
- To find resources that are available to them.

## Issues they face:

|                         |                                     |
|-------------------------|-------------------------------------|
| financial, income tax   | legal matters                       |
| educational             | medical, medications                |
| advocacy                | school problems                     |
| adoption/custody issues | adult/child relationships           |
| discipline/boundaries   | no time for friends, for themselves |
| emotional               |                                     |

## Grandchildren's needs/problems may include:

Behavioural, physical and emotional  
Some have experienced neglect, abuse, and trauma  
Some have genetic challenges or have lived on the street  
Issues of violence, drugs, internet, pornography  
Special problems: attachment disorder, attention deficit, foetal alcohol syndrome, HIV, bipolar, depression

We can offer support, encouragement and help by providing:

**A support group** – (See Outline in Guidelines for Effective Women's Ministries - Focus Groups: "Parenting Again")

Every group is different, depending on the lifestyle and makeup of the people in the group. One group may want to simply meet with others who are raising their grandchildren, while another group may invite guest speakers who are willing to come and offer helpful suggestions. A group could have both.

Set a time and frequency that best suits the group  
e.g. *twice monthly, for 3 or 4 months/ or as needed*

## Suggested guests:

family counsellor/therapist (Department of Health helpful contact)  
teachers, guidance counsellors  
lawyers  
doctors

Perhaps some of these professionals would be willing to donate an evening.

### **Benefits:**

Emotions can be freely expressed and understood, alleviating feelings of guilt, isolation, embarrassment etc.

Seeing they are not the only ones struggling with this. They are often able to make links with one another for ongoing support.

Awareness of resources available and accessibility to them.

*(Support and practical assistance is a matter for the total church family. e.g. offer to watch the children for an evening etc. so the grandparents can go out together, or pick the children up after school and watch them for a couple of hours. Provide holiday activities. Invite the grandparents and children for a meal. Have some resources available...books, information at the corps library)*

### **Information:**

Here are the most recent stats regarding grandchildren being raised by grandparents from Statistics Canada and explained by Esme Fuller-Thomson, Ph.D. Associate Professor Faculty of Social Work, University of Toronto.

**"For Canada in 2001 there were 32345 grandkids and in 1991 there were 27005 thus (dividing the 2001 number by the 1991 number) you can show there was a 20% increase in the 10 year period in grandchildren in the home of a grandparent with no parent present . That is a huge increase in such a short time."**

**Workshops, Seminars, Information Evenings** are other options. They can be all-day, or any number of hours. They can cover such practical topics as: Making the Decision, Winning in Court, Taking Care of Yourself, Visitations, etc.

### **Resources:**

#### **Web sites:**

[www.grandparentsandmore.com/Resources](http://www.grandparentsandmore.com/Resources)

[www.grandsplace.com](http://www.grandsplace.com)

<http://home.att.net/~offourrockers/index.html>



**Books:** "Second Time Around" by Joan Callander

"The Disconnected Generation" by Josh McDowell

Most communities have grandparents who are raising grandchildren. These are some of the ways we can help and support them.

# *Divorce Recovery Group*

.....  
Eleanor Shepherd



This is a support group for those who are in the process of or have recently undergone the trauma of divorce. It can include women who have never developed a personal relationship with Jesus Christ. Others may be believers who married men who were not Christians. They could have drifted away from a faith community. The third group are believers, involved in the church, who were in marriages that failed.

Women from all three groups share emotional and spiritual needs, requiring support and understanding for their pain. Their losses include not only the dissolution of the marriage, but dissipation of hope and innocence. Feelings include anxiety, a sense of trauma, heartbreak and often an unwillingness or fear to trust God with the outcome. Women are apprehensive about ever having a good life again. Divorce is a complex entanglement of many lives.

The leader of the group needs to be a spiritually mature Christian. She must have an understanding and concern for hurting people. If she is a divorcee herself, she will have greater insight into what the women are experiencing.

## **Needs of the Women who Participate**

- Women who come need to find a balm for the pain and rejection they are feeling.
- They need to reestablish their identity, including looking at the painful parts of their lives.
- They need to understand that God knows and understands their imperfections and loves us just the same.
- Women need to learn how to learn from their mistakes.
- They need to find the keys of love and forgiveness so they do not become stalled in their emotional lives.
- They need to learn to trust God, in spite of their disappointments.
- They need to discover that God is sufficient in all areas of life.

## **What is the Condition of these Women?**

- Many times women going through divorce need support and understanding as they experience such things as painful negotiations in which they would rather not be involved in the first place, court sessions that can be quite intimidating, taking them into an unfamiliar environment and long days of waiting, uncertain of what the outcome will be that will often shape their future.
- Often divorcing women also are coping with the unhappiness and dissatisfaction of their children with their arrangements and grief.



## **Value of a Divorce Recovery Group**

A divorce recovery group can provide intellectual, spiritual, emotional and psychological support. On days when the women are in court, women from the support group can meet at the church to support them in prayer.

Not only can a divorce recovery group be geared to those who are in the process of divorce, it can also serve a useful function for up to at least five years after the divorce. Estimates are that it takes from one to three years to work through the readjustments and grief associated with divorce. It takes from two to five years to heal the emotional wounds of divorce. Involvement with a divorce recovery group can shorten this time by addressing the issues of loneliness and alienation through providing the opportunity of reintegration into the church.

Divorce results in social alienation as relatives who are unclear how to respond become aloof from or abandon the divorcee. This comes at a time when the need for understanding and support is greatest.

The support recovery group can provide accepting relationships and supportive relationships with others who understand in a unique way because of their own experience.

This is an outreach opportunity. Statistics indicate 15% of people choosing to accept Christ as their Saviour after a divorce. It is a time when people are open to the love and acceptance offered in the Gospel.

The situation forces a person to realize that we cannot survive depending upon our own resources.

The forgiveness and love that is offered in Christ can free a person from self-recrimination and help them to move toward wholeness.

It is a ministry of reconciliation. The group can offer acceptance to each member of the couple in a failing relationship. It can offer the assurance that each is loved by God and by His people. There is provision in the group for counsel, healing and renewal. Although it is not a counseling service, it can be a listening centre.

We need to be aware that a person enters into a process of redefining themselves as a result of a divorce. Their established pattern of identification has been broken. As a corollary of their situation they can be embroiled in a morass of negative emotions that include anxiety, loneliness and desolation. They have also lost the social scaffolding which has supported their self-definition. They need to discover the solace that is found in Christ alone.

## **What can a Divorce Recovery Group do?**

- It can provide a supportive, loving ministry.
  - By offering acceptance, love, caring and practical help.
  - This allows the divorce to become growth-producing rather than remain a negative, embittering experience.
- It recognizes a need for friends.
  - There is an opportunity to include lonely people in an activity that is geared to their needs.

- It can help to overcome the reluctance for social interaction that accompanies divorce.
- It can relieve fears of future failure that arise as a result of marriage failure.
- It can address the immobilization coming from the fear of making decisions, by giving confidence, and listening to the reasoning that accompanies the decision-making process.
- It can provide the affirmation and reassurance that can enable the divorcee to face the future.
- It enables a process of self-discovery.
  - It is a place where the divorcee can begin to construct a new identity as a single person.
  - She can discover who she is and what she thinks and how she feels as an individual.
  - She can find the sense of her own worth and see that she is an intelligent, capable person.
  - She can learn what her gifts and abilities are and how she might use them for her good and the good of her family and community.
  - It can be a place of nurture for her as a total person.
- It provides a place where divorcees can learn to adjust to a scaled down lifestyle.
  - Usually divorce results in a lower standard of living.
  - The divorced person must accept the abandonment of some personal pleasures. The group can provide compensation for this.
  - New family dynamics require the children to learn more self-reliance and this can create parental guilt.
  - Each member of the household has to learn greater independence, as supportive structure has decreased.
- It can be a forum where a divorcee can find practical help.
  - Networking can be a means to inform of resources to assure adequate food and clothing for the family.
  - Guidance can be sought on where to find help with such issues as house maintenance and car repair.
- It can be a safe environment where divorcees can learn from one another how to cope with issues like:
  - The fears of and building post-divorce relationships
  - Single parenting
  - Coping with stress and depression
  - Communication skills
  - Self-awareness and acceptance
  - The complexities of remarriage
  - Legal ramifications of their situation

Some material taken from Where Love is Found by Marion K. Rich

## *Painting Playgroup*

.....



Painting is one of the most popular activities at playgroup and a great way for children to express their feelings and clarify their experiences. Through painting children have the ability and opportunity to create. Children can become completely absorbed in their painting activities and they are usually very proud of their “masterpieces”.

However, the painting corner is usually the messiest area at playgroup and, as a result, it is the one activity which many of the parents dread. Hopefully these tips may help you to overcome a few problems and make painting a more enjoyable activity for everyone.

- Wear old clothes (parents too).
- Use a tarpaulin or large plastic sheet to cover the floor. An old plastic tablecloth or shower curtain will do.
- Use non-spill paint pots and only fill the pots to the depth of the bristles on the brush (if non-spill pots are not available use empty yoghurt or cream containers).
- Put each colour in a separate container and encourage children to keep the colours apart.
- Put brushes into each container of paint.
- Use large sheets of paper, 60cm x 75cm and vary the size, shape and colour from time to time.
- Place a hook on the side of the easel to hang the smock.
- Make a smock from an old shirt. Cut off the collar and cuffs, shorten the sleeves, hem the collar and sleeve edges and thread elastic through; and wear the shirt/smock backwards. When selecting a suitable shirt be aware that some materials are better than others, as the paint can soak right through some fabrics and into the child's clothing. Smocks can also be made out of plastic garbage bags. Cut holes in the bag for the neck and arms. Use large green bags for older children and white bags for smaller children.
- Use washable paints.
- Place all the painting equipment in the one area.
- If possible set up painting area close to sink. If this is not possible, keep water, sponge and a towel handy.
- Peg dripping pictures on the clothesline, clothes airer or fence.



### **Further Information**

#### **PAINT**

Is available in various forms. It can be purchased in tubes, powder form, or in bottles. Make sure you have the three primary colours and that the paint is washable. Use three or four colours at a time with a separate brush for each colour.

## **PAINTBRUSHES**

It's worthwhile investing in some good thick brushes with short handles. By using the short-handled stubby brushes the children are less likely to knock over the paint pots or poke the child painting next to them. They can be purchased from good toy shops or artist supply outlets. Brushes should be cleaned in clean water and soap immediately after use and stored in a container with their bristles up.

## **PAINT STANDS**

It is best to have a stand for the paint containers. These can be made in several ways:

- (1) cut holes in an old wooden chair to fit the pots;
- (2) use an old ice cream container with holes cut in the lid;
- (3) make a stand out of a piece of masonite with 2 holes cut out and wooden blocks nailed at each end.

## **PAPER**

Most playgroups are able to obtain plenty of paper suitable for painting on if they are willing to let people know they need it. Vary the types of paper available for the children to use. Ask around and you should be able to obtain many of the following:

- ▶ computer print-out paper
- ▶ old architectural plans
- ▶ roll ends from the printers
- ▶ wall paper
- ▶ butchers' paper
- ▶ cardboard

Rather than always giving the children rectangular paper cut out really large circles, squares, ovals, triangles or diamonds.



## **EASELS**

Easels can be bought at toy shops or department stores or, you could have some made which are not as high and are therefore more suitable for the younger children to use. Paper can be attached with pegs, bulldog clips or masking tape.

A very young child may prefer to sit on the floor or stand at a low table while painting. Older children may be happier painting with paper.

## **Painting with a difference**

### **MACARONI JEWELLERY**

Paint, sprinkle with glitter and let dry, different macaroni shapes that can be threaded. Thread them onto hat elastic and double knot for fun jewellery. Adapt for Christmas time to decorate the tree or hang several different lengths as a mobile.

Extracted from "Funtime Manual" For Under 5's. Prepared by Gwenda Pratt, ADWMS, Sydney East & Illawarra Division.

# *Parents' and Preschoolers' Praise*

Lillian Berry, Guelph



## **VISION STATEMENT:**

The Parents' and Preschoolers' Praise Program's vision is to provide an opportunity for parents and their children (under the age of 5) to share in the joys of worshipping and fellowshiping together using a 'kids' style. The fun-filled program will provide Christian Education for both the parents and their children.

This program is also used to teach and mentor leaders-in-training.

The most important factor is that it is an opportunity for the Holy Spirit to minister to each person—parents, children, and leaders.

Three facts have been consistent over the two and one half years:

- a) The Holy Spirit will assume control, if He is given the opportunity.
- b) The focus must always be on praising Jesus.
- c) Each child and adult involved in the program is to be loved and respected.

When it was found that a local church was running a similar program, both directors met and through the leading of the Holy Spirit they became partners. The Salvation Army hosts this program from September until the end of November. The program is then transferred to the partner church for the months of January to April.



Although both programs operate as separate entities, they meet together at the beginning of each season to pray and plan. Many families attend both groups.

Each three-four month session follows a theme, e.g. "The Good Shepherd" or "Jesus Loves Me - He's my best Friend", and all activities reflect this truth.



## SAMPLE PREPARATION AND PROGRAM SCHEDULE

**Please note:** Team Members will meet for prayer at 9:30 a.m.

### SET-UP

- ▶ Place plastic tablecloths on all the tables including the bench and tables in the coat-room.
- ▶ Place the 'musical instruments' on the 'props' table
- ▶ Place the name-tags, safety pins and 'Name and Address Form' on the registration table.
- ▶ Craft Centre
- ▶ Book Centre
- ▶ Block Centre
- ▶ Housekeeping Centre
- ▶ Puzzle Centre/Playdoh
- ▶ Place 30 of the sit-upons on the circle. Stack the remaining sit-upons on the props table.
- ▶ Start the music at 9:55 a.m. "Children's Praise Tape"

**TODAY'S CRAFT:** Jesus Loves Me...He Is My Friend

Colour the picture of Jesus. Print the child's name on the back of the picture. Use the glitter glue to decorate the hearts for the heart tree

**TREASURE BOX:** Buttons the Puppet, the Statue of Jesus, and a Bible

**PRAISE SESSION:** Songs about "Jesus"- Everyone will sit in a circle.

### SURPRISE!

Bible Story 4:18: Introduce 'John the Baptist' – John will talk about Jesus his best friend. (Child to play the role of John the Baptist) - Everyone will sit in a group.

### MEMORY VERSE:

Theme: Jesus loves me. He is my Friend...the fruit of the Spirit is love.

**PRAISE SESSION:** Praise tape music. Song Leader will lead Jesus' Praise Band/Dance ... using the musical instruments or the paper plates.

**GRACE:** Thank you Jesus for this food. Amen

**REFRESHMENTS:** Juice and Cookies

**LOVE CIRCLE:** Jesus Loves Me and Jesus Loves You.

**Song:** It's Love That Makes the World Go Round

Note: Team members are assigned these various responsibilities



## PARENTS' & PRESCHOOLERS' PRAISE - SAMPLE SCHEDULE

### Storytime Schedule

- Week 1: Introduction: My Teacher Jesus - Jesus Loves Me, He's My Friend  
Prop: Someone dressed as John the Baptist
- Week 2: Jesus as a Baby – Jesus was a baby just like me. Luke 2:1-7  
Prop: A real baby!
- Week 3: Jesus Grew – When Jesus was a boy He liked to go to God's House. Luke 2: 41-52  
Props: A plant, a toddler and an older child
- Week 4: Jesus prays in the garden. Matthew 26:36-45. Focus on prayer  
Prop: A pair of hands
- Week 5: Jesus Walked On the Water. Matthew 14:22-33  
Props: A basin of water and an adult to volunteer to try to walk on the water
- Week 6: Jesus fed many hungry people. John 6:1-14  
Prop: Small pieces of bread for each person and crackers in the shape of fish
- Week 7: Jesus stopped the storm. Matthew 8:23-27  
Prop: Place dry beans inside two tinfoil soup plates and staple them together. Shake the plates to make a loud sound ... pretend it's thunder. Turn the lights on and off once very quickly for the lightning effect. Be careful not to frighten the children.
- Week 8: Jesus made the little girl well again. Mark 5:35-43  
Prop: Jesus has time for me bracelets.
- Week 9: Jesus said, let the little children come to me. Mark 10:13-16  
Prop: Picture of Jesus and the Children.
- Week 10: Before going back to Heaven, Jesus told His friends to teach all people about the Good News. Children are Jesus' friends. Matthew 28: 19-20  
Prop: Large 'Wordless Book'.
- Week 11: A SUPER, DUPER CELEBRATING JESUS PARTY. Craft: make your own party hat. Decorate the room with balloons placed high on the walls so the children can't reach them. (Children will receive balloons and a 'surprise' as they leave). We will have a Super, Duper Celebration Dance, and juice and cake for refreshments. (Decorate cake with "Jesus Loves Me" on it.)



Additional resources from the Parents' and Preschoolers' Praise Program at Guelph are available upon request from The Territorial Women's Ministries Department.

- Weekly newsletter to parents
- Information for new families that attend
- Preschool Praise Songs for 2003 (selected for session theme)
- Sample Puppet show scripts
- Outline of program: Jesus' Super Duper Birthday Celebration
- Floor plan

## *Positive Parenting Resources*



.....

From Here to Maternity - Calgary Public Health Region

Your Baby's First Year - Week by Week - Curtis and Schuler, 2000

What to Expect in Your First Year - Eisenberg, Murkott and Hathaway, 1989

Your Baby and Child from Birth to Age Five - Leach, 1990

Invest in Kids Manual - [www.investinkids.com](http://www.investinkids.com)

Great Kids Inc Manual - [www.greatkidsinc.com](http://www.greatkidsinc.com)

Partners in Parenting Manual - Texas Christian University

Kids are Worth It - Barbara Coloroso

200 Ways to Raise a Boy's Emotional Intelligence - Will Glennon

Real Boys - William Pollack

Raising Your Spirited Child - Mary Kurcincke

The 10 Greatest Gifts I Give my Children - Steven W. Vannoy

Parenting Isn't for Cowards - Dr. James Dobson

Parents & Children - Edited by Jan Kesler, Ron Beers and LaVonne Neff

Teaching Your Child Positive Discipline - Penny A. Shore with International Advisory Council on Parenting

Winning at Parenting (video) - Barbara Coloroso

Guiding Your Family in a Misguided World - Dr. Anthony T. Evans

Dare to Discipline - Dr. James Dobson

Parenting Without Pressure - Teresa A. Langston

Parent Effectiveness Training - Dr. Thomas Gordon

Keys to Successful Parenting Video series by Gary Smalley & John Trent

Growing Kids God's Way - Gary & Anne Marie Ezzo Workbook for parents and video series

Preparation for Parenting - Gary & Anne Marie Ezzo

Birth by Design - Growing Families International

Newlife Resources - [www.ccc.van.crusade.org](http://www.ccc.van.crusade.org)

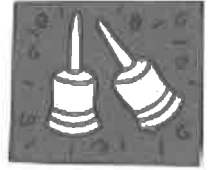
Paws & Tails - Insight for Living [www.insight.org](http://www.insight.org)

Parenting Workshop - Homes of Honor Video series by Dr. Gary Smalley



# My Collections

Betty Badcock



## Preparation

On display table, have a collection of bells, snowglobes, spoons, thimbles, angels etc. For each collection, talk about your favourite.

### Poem: *I'm a Collector*

I'm a collector as you can see  
By looking at the table in front of me  
'Tis but a small sample of things, I confess  
To bring all that I have would be too much of a mess.

There's thimbles and spoons and bells by the score,  
Crystal and china and oh, so much more;  
Snow globes or water globes for each season of the year,  
Old world santas and other ceramics when Christmas is near.

Old plates in the cabinet, two old wedding bands;  
Old quilts in the closet sewn entirely by hand.  
Old pictures to place in our large family tree;  
Polishing silver and brass keeps me busy as can be.

On the shelves in the den are all kinds of books.  
There's magnets on the fridge and some hang by hooks.  
Cross stitch and pictures are hung on the walls  
There are bells and vases on a shelf in the hall.

Shopping for me is an easy thing to do,  
For each year I'm collecting something new.  
But as "hubby" gently reminded me – collect things if you must;  
Just remember – any thing upon a shelf is another thing to dust.

Betty J. Badcock

## 1<sup>st</sup> Collection – Bells

Describe one of your favourite bells

Chorus: The bells of Heaven were ringing or Song 187, verse 2 of The Song Book of The Salvation Army.

Game: Words with "bell" for the answer (see next page)

## 2<sup>nd</sup> Collection – Snow Globes

Describe one of your favourite snow globes

Song: Frosty the Snowman or Song 436, Whiter Than Snow (The Song Book of The Salvation Army)

### Words with "bell" for the answer

- |   |               |
|---|---------------|
| 1. a pain in the abdomen                | belly ache    |
| 2. a hotel employee                     | bell hop      |
| 3. an excessive amount (as food)        | belly full    |
| 4. weak or inferior liquid              | belly wash    |
| 5. to utter with a loud noise           | bellow        |
| 6. weights used for muscular exercise   | dumb bell     |
| 7. a town crier                         | bell man      |
| 8. part of a pipe organ                 | bellows       |
| 9. a young and beautiful lady           | belle         |
| 10. some people have them pierced       | belly buttons |
| 11. a flower of Scotland                | bluebell      |
| 12. pants with wide flaring legs        | bell bottoms  |
| 13. to make a large splash in the water | belly flop    |

### 3<sup>rd</sup> Collection – Spoons

Talk about your display of collector's spoons

#### Poem: Spoons

There are spoons that are made for  
measuring  
and spoons to stir your tea;  
and spoons that are made especially  
for collectors just like me.

There are spoons for newborn babies,  
anniversaries and birthdays too.  
Spoons for Christmas, Valentines and  
Easter  
and Mother's Day to name a few.

There are spoons for music lovers;  
the top is shaped like a fiddle.  
And one that's made for dieters –  
there's a hole right through the middle.

An umbrella spoon from Vancouver,  
sports logos for the avid fans.  
I have a spoon of Pope John Paul;  
the churches of Gambo and praying hands.

I have spoons from different provinces  
and cities far and near;  
but the spoon with the Army bonnet  
is the one I hold most dear.

Betty J. Badcock



### Using the word THIMBLES see how many smaller words you can make (no plural words). I got 50 (Time: 5 minutes)

|         |      |      |      |       |      |       |       |     |
|---------|------|------|------|-------|------|-------|-------|-----|
| blest   | bite | helm | is   | let   | mist | slime | stile | the |
| best    | be   | hilt | item | lime  | melt | slit  | stem  | tie |
| bite    | bit  | hem  | list | lithe | sit  | silt  | this  |     |
| blithe  | bet  | he   | lest | mite  | set  | smile | time  |     |
| blemish | his  | hit  | limb | met   | she  | smelt | them  |     |
| belt    | him  | it   | lit  | mile  | site | smite | time  |     |

#### 4<sup>th</sup> Collection – Thimbles

- Talk about your favourite thimble
- Pass this hint to the ladies: A thimble on your finger will scratch mud from your clothing without damaging the fabric.

#### 5<sup>th</sup> Collection – Angels

- Describe your favourite angel
- Quotes from “When Angels Speak” inspired by Touch of an Angel (Martha Williamson)
  1. Every prayer gets answered. Sometimes the answer is “no”. Sometimes the answer is “not yet”.
  2. When you cry, God cries with you. But He can’t wipe your tears unless you let him.
  3. It’s easy to go from love to hate; but from hate back to love – now that’s the hard part.
  4. Never forget, when you have lost your faith, when God is no longer within reach to you – go back. Go back to the last place you saw Him. He will be waiting for you there.
  5. Every person on this earth is like a violin. Whatever wood we’re made of, whatever unique and distinctive qualities we have, the music is always the purest and the most beautiful when we place ourselves in the hands of the master.



**Chorus:** We are standing on holy ground.

#### **Devotion:** *God, the Collector*

Did you ever think of God as a collector? Just think for a moment. When we are at our lowest and everything seems to go wrong, what is the first thing we do? We pray to God to help us. He, in turn, collects all our weakness and gives us strength. He collects our burdens and gives us freedom. He collects our hatred and gives us love. He collects our troubles and gives us peace. He collects our pain and gives us healing. He collects our sorrows and gives us music or a song to sing. But most important of all, He collects our sins and gives us forgiveness and hope for eternal life. Just as God collects all our needs, we should also give Him a daily collection of thanks and praise for all that He does for us. I’m so glad God is a collector, aren’t you?

**Song:** *Someone’s Lonely, Lord* or Song 555 *Who the Child of God can Sever* (The Song Book of The Salvation Army)

|                |                  |                      |
|----------------|------------------|----------------------|
| <b>Prayer:</b> | Circle us, O God | Circle us, O God     |
|                | Keep hope within | Keep peace within    |
|                | Despair without. | Keep turmoil out.    |
|                | Circle us, O God | Circle us, O God     |
|                | Keep calm within | Keep strength within |
|                | Keep storms out. | Keep weakness out.   |
|                |                  | Amen                 |

# Thanks for the Memories



Gloria Graham



## Preparation

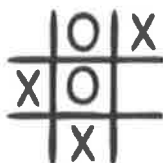
Gather materials for the craft. Suggest that the women bring the birth dates of those dear to them. As you begin the meeting, emphasize that the best memories are often of the simplest things in life.

## Craft Birthday Reminder

Design a plain birthday chart (similar to one shown on page G-6). Print on cardstock. The women can decorate their own chart with cutouts, drawings, even fabric cutouts which can be glued on. Write in the names and birth dates to be remembered. Laminate with Duck Laminate, found in WalMart's housewares area. A roll of the laminate with more than 9 metres (30 ft) can be purchased for about \$8. Add magnets to display birthday reminder on refrigerator. Additional birthdates could be added later with dry erase markers.

## Craft Birthday Card Holder

Take a sheet of 35 x 42.5 cm (14 x 17 in) 80 lb. weight paper. Fold the bottom up 11.25 cm (4.5 in). Now fold in half lengthwise and left to right. Trim the folder sheet to 16.25 cm (6 5/8 in). You now have a double pocket page when you bind the unfolded edge with masking tape. The pocket will hold both the half and quarter sheet sized birthday cards. Six sheets done this way and bound together on the folded edge will give you a convenient place to store all cards for the year: birthday, get well and blank notes. The binding can be done as a 3-hole punch and tied with ribbon, twine, leather, etc. Be creative.



## Memory Tic Tac Toe

Pass out paper with nine blank boxes (three across, three down) and have women list a favourite memory in each box. Call out some common memories and have them cross out those mentioned. First one to cross off all nine boxes wins.

## Devotions

Focus on how you can touch the lives of others. Ruth blessed her mother-in-law with her faithful, practical love. Dorcas blessed people with her talents, Martha with her hospitality, Deborah with her leadership and Lydia her resources.

## Song

*Make Me a Blessing* by Ira B. Wilson and G.S. Schuler. This song can be found in *Young People's Songs* published by The Salvation Army, U.S.A Copyright 1951. Alternative: Song 662 *Help us to Help Each Other*, or Chorus 84, *Make me a Channel of Blessing* (The Song Book of the Salvation Army).

## Make A Memory List

Make a master list of loving actions. Starting at the beginning of the circle have each woman share her idea. Each succeeding person states the previous ideas plus her own new suggestion. The list can include actions such as: warming a towel in the dryer for your spouse after a shower, baking a dozen cookies for a single older adult, dropping a note to someone you appreciate and telling them why. Have a special day to recognize a family member, etc.



## Group Activity

Have cards available for women to send to shut-ins, bereaved, or those who need some care. Prepare cards for mailing. Divide into small groups for prayer for these individuals.

### Option:

Recall those members who have died in the past year. Share memories of them.

## Feature

Scrapbooking - Invite a guest who can show simple ideas for creating interesting albums. Scrapbooking has become a popular way to preserve memories. Emphasis is on using archival quality materials so that photographs are preserved for generations to come. Many new tools are available to embellish your albums and make scrapbooking a great new hobby. Look for special templates, stickers, rubber stamps, punches, specialty papers, pop-up patterns, special edge scissors, lettering guides and new types of pens, pencils, chalks and paints designed especially for this hobby. Craft stores carry whole sections of supplies and may guide you to a demonstrator or loan samples to see what is available. Give out pens and paper and ideas for women to experiment creating simple drawings and borders.

## SCRAPBOOK LINKS

The Internet has a wealth of material on scrapbooking. Some links are [www.chatterboxpub.com](http://www.chatterboxpub.com), [www.scrapbookingideas.com](http://www.scrapbookingideas.com), [www.creatingkeepsakes.com](http://www.creatingkeepsakes.com) and [www.familycrafts.about.com](http://www.familycrafts.about.com)



# Birthdays



|  |      |  |      |  |      |  |     |
|--|------|--|------|--|------|--|-----|
|  | Jan  |  | Feb  |  | Mar  |  | Apr |
|  |      |  |      |  |      |  |     |
|  |      |  |      |  |      |  |     |
|  |      |  |      |  |      |  |     |
|  |      |  |      |  |      |  |     |
|  |      |  |      |  |      |  |     |
|  | May  |  | June |  | July |  | Aug |
|  |      |  |      |  |      |  |     |
|  |      |  |      |  |      |  |     |
|  |      |  |      |  |      |  |     |
|  |      |  |      |  |      |  |     |
|  |      |  |      |  |      |  |     |
|  | Sept |  | Oct  |  | Nov  |  | Dec |
|  |      |  |      |  |      |  |     |
|  |      |  |      |  |      |  |     |
|  |      |  |      |  |      |  |     |
|  |      |  |      |  |      |  |     |
|  |      |  |      |  |      |  |     |

# Fun with Flowers



Jo Sobool



|               |   |
|---------------|---|
| Centre Pieces | One long stem carnation with baby's breath in vase. (Vases can be picked up very inexpensively from Thrift Stores.)   |
| Table Favours | Packages of flower seeds.   |
| Prizes        | Carnations (with vases) from centre pieces.   |
| Decorations   | Large calendar and magazine pictures of flowers placed around room.   |
| Refreshments  | Sandwiches cut with a cookie cutter that looks like a flower petal and/or cake decorated with flowers.  |
| Programs      | Each lady is given one as they enter. The shape of the program is cut to look like the petals of a flower - have different colours. Printed on one side is the program set up as follows: |


## PROGRAM:

### Welcome

Today we will be talking about something that everybody loves - flowers. They grow in gardens and here's a garden each one of us can plant:

- First - five rows of peas - preparedness, promptness, politeness, perseverance, prayer.
- Then - three rows of squash - squash gossip, squash criticism, squash indifference.
- Then - five rows of lettuce - let us be faithful, let us be loyal, let us be useful, let us love one another, let us be truthful.
- No garden is complete without turnip - turn up for church, turn up with a smile, turn up with expectation, turn up with determination.

(This can also be written up and copied ahead of time so each lady has her own copy.)



### Game # 1 Know your Flowers (Each lady is given a piece of paper and pencil)

Because our program today is all about FLOWERS we'll be starting with a game to see how well you know your flowers. Each answer to the question is a flower. The lady with the most correct answers is the winner. (Prize - Winner can choose one of the centre pieces.)

1. What flower can be seen on your face
2. What flower is part of the eye
3. What flower is also a colour
4. What flower can a woman wear on her foot
5. What flower is also a group of sheep
6. What flower goes with bread
7. What flower is an elegant cat
8. What flower is also a preacher man
9. What flower is a world vehicle
10. What flower is associated with Remembrance Day
11. What flower also tastes good on the cob
12. What flower is hard to remember
13. What flower comes from a newborn infant's mouth
14. What flower is found between the mountains
15. What flower did the groom remove from his jacket



**Answers:** Tulips, iris, violet, lady slipper, phlox, cornflower, forget-me-not, baby's breath, lily of the valley and bachelor button.

**Game #2 Name that seed** (Each lady is given a piece of paper and pencil.) Have small paper plates filled with different seeds. (These can be vegetable as well as flowers.) Number the seeds. Show around and then have ladies write down and identify as many as they can. The lady with most seeds identified correctly is the winner. (Prize - winner can choose one of the centre pieces)

**Game #3 Flower names** (Each lady is given a piece of paper and pencil) Ask ladies to write down as many names as they can that are also names of flowers: **Example:** Daisy, Iris, Violet, Olive, Rose, Columbine, Blossom, Ivy, Pansy, Lily, Jasmine.

**Game #4 Find the Flowers** (Each lady is given one magazine) Have each person look through their magazine and tear out any flowers or plants they find. Lady with most pictures at end of time period is the winner. (Prize - one of the centre pieces.)

**Game #5 - Flowers A - Z** (Each lady is given a piece of paper and pencil) There are 26 letters in the alphabet - have each lady write down a flower for each letter of the alphabet. Lady with most filled in at the end of the time period is winner. (Prize - winner can chose one of the centre pieces.)

### Sample as follows:

Aster, Buttercup, Columbine, Delphinium, Easter Lily, Foxglove, Gypsophila, Hydrangea, Impatiens, Jacob's Ladder, Lupine, Marigold, Nasturtiums, Orchid, Peony, Queen Anne Lace, Rudbeckia, Snapdragon, Tulip, Verbena, Water Lily, Yarrow, Zinnia



## Devotional:

### **"The Rose"** (Unknown Author)

*It is only a tiny rosebud ... a flower of God's design  
But I cannot unfold its petals, with these clumsy hands of mine  
The secret of unfolding flowers, is not known to such as I ...  
The flower God opens so sweetly, in my hands would fade and die  
If I cannot unfold a rosebud, this flower of God's design  
Then how can I think I have wisdom, to unfold this life of mine?  
So ... I'll trust in Him for His leading, each moment of every day  
And I'll look to Him for His guidance, each step of the pilgrim way  
For the pathway that lies before me, my heavenly Father knows ...  
I'll trust Him to unfold the moments, just as He unfolds the rose.*

The Bible says in Psalm 63:8 "My soul clings to you, your right hand upholds me" Isn't it wonderful to know that the God of creation, the One who gave us all the wonderful flowers to enjoy, is the One who also cares and protects us. It's as if we are in God's hands - secure and protected. What an assurance!

### **Song "I'm in His hands"** (Song #732 in Salvation Army Song Book)

I'm in His hands, I'm in His hands  
Whate'er the future holds, I'm in His hands  
The days I cannot see, have all been planned for me  
His way is best you see  
I'm in His hands.

## Prayer

### **Craft - Pressed flower BOOKMARKS**

Each lady is given supplies to make one bookmark. Supplies include: Dried and pressed Flowers, Clear Mactac, Coloured paper cut into 5 cm x 15 cm (2 in x 6 in) size, Coloured yarn 30 cm (12 in) long.

**Directions:** Flowers are placed creatively on coloured paper, which is then covered with clear mactac on both sides. Mactac is then trimmed and the top of the bookmark is hole punched and coloured yarn threaded through.

## Refreshments

### **See resources for further flower crafts:**

- Flowers from the Heart
- Say it with Flowers



# *It's In The Bag - A Birthday Party!*

Jo Soboo



At a Birthday Party guests are often given "GOODIE BAGS" and so we styled the entire "Birthday Party" around the idea of "Goodie Bags "

**NOTE:** This program was used at the beginning of the year when we celebrated everyone's birthday for the upcoming four months. We acknowledged everyone who had a birthday by giving them a birthday card and small gift at the beginning of the program. We do some kind of "Birthday Party" three times a year so that each lady will be acknowledged and receive a small birthday gift some time during the year.

## **TABLE CENTRES**

Large wicker baskets were used, each containing two or three brown sandwich bags that held the prizes given out throughout the program. These were sealed so ladies, when they chose the bag, did not know what kind of prize they were getting. Prizes included, assorted teas, note pads, bath salts, pens, and chocolates/candies.

## **NAME TAGS**

Were made from a brown paper bag. First names were written on with large black marker and were attached with a straight pin.

## **TABLE FAVOURS**

A brown paper bag was filled with assorted small gifts. (*Try and get items that are donated from hotels or businesses.*) Ours included: Sample Bottle of Shampoo, Note Pad and Pen, Package of Tea, Wrapped Candy, Psalm 23 Sticker and a Scripture Postcard. These were placed at each seat and were sealed until the end of the program - only then could each lady look in their goodie bag. The anticipation of what was in the bag was part of the fun. The agenda for the program was glued to the outside of the bag.

## **FOOD/FELLOWSHIP**

The snack was served "Brown Bag" style at the Fellowship Time at the end of the program. Included in the Bag Lunch were items such as a Sandwich, Granola Bar/Wagon Wheel, Piece of Fruit, and Boxed Juice/Can Pop

## **PROGRAM**

Each person received a brown paper bag at their seat. (Their goodie bag to take home) On the outside was glued the program.

**CRAFT** Gift Bags were created from paper lunch bags.

## PROGRAM

**Welcome** and introduce theme and use of GOODIE BAGS

**Acknowledge Birthdays** and present each "Birthday Lady" with a card and gift,

Prayer - pray for each "Birthday Lady" by name.

• • • • •

### Games:

#### What's in the Bag?

Have fifteen different items in paper bags. Give each lady a pencil and paper and after feeling the bags, have them guess what is in the bag. The one with the most correct answers wins and can then choose a bag from the table centers. Examples of what we used in the bags.

- |                    |             |                   |
|--------------------|-------------|-------------------|
| 1. Comb            | 2. Pen      | 3. Bungee cord    |
| 4. Clam shell      | 5. Scissors | 6. Audio Tape     |
| 7. Candy Cane      | 8. Candle   | 9. Musical Shaker |
| 10. Drinking Glass | 11. Spoon   | 12. Sugar Cube    |
| 13. Bar of Soap    | 14. Stone   | 15. Book          |

#### Bathroom Bag

Have 15 items in a shopping bag and bring them out one at a time - all items must be from the Bathroom. Give the ladies a few minutes to look them over and then put the items back in the bag. Have ladies write down as many items as they can remember. The one finished the first - or who has them all correct, wins, and can choose a bag from the table centers. Examples:

- |                 |                       |                  |
|-----------------|-----------------------|------------------|
| 1. Toilet Paper | 2. Box of Tissues     | 3. Toothbrush    |
| 4. Toothpaste   | 5. Soap               | 6. Wash Cloth    |
| 7. Towel        | 8. Shampoo            | 9. Conditioner   |
| 10. Bubble Bath | 11. Bottle of Perfume | 12. Brush        |
| 13. Hand Lotion | 14. Razor             | 15. Dental Floss |



#### Fill Up Your Bag

Imagine you are going shopping - fill your "Imaginary Bag" with 'B' items you can wear. The lady with the most items written down at the end of a time period is the winner and can choose a bag from the table centers. Examples are: Bra, Belt, Bikini, Blazer, Blouse, Bloomers, Bandanna, Bangle, Bracelet, Briefs, Boots, Bonnet, Bathrobe, Ball Gown, Body Stocking

## Devotional

The story of Salvation was told using the format of the "Wordless Book". Instead of coloured pages - we used COLOURED BAGS.

Introduction - Show different coloured Shopping Bags with no names on them - and explain that we cannot tell what is inside just by the colour.

Then show assorted Shopping Bags with names on them such as "Safeway", "Coles" etc. Ask ladies what kind of item they would normally find in these bags. (Safeway - groceries; Coles - books etc.)

Explain that you are going to use different coloured bags to tell them the Salvation Story.

1. Gold Bag - Reminds us of heaven and the holiness and love of God
2. Black Bag - Reminds us of our sins
3. Red Bag - Reminds us how our sins can be taken away
4. White Bag - Reminds us how we can be clean from our sin - receive Jesus as Lord
5. Green Bag - Reminds us how we can have everlasting life
6. Gold Bag - Life eternal in heaven

## Chorus #222

We'll sing in the morning the songs of salvation,  
We'll sing in the noontide the songs of his love  
And when we arrive at the end of our journey  
We'll sing the songs of Zion in the courts above.

## Prayer

**Craft** - We created Gift Bags from paper lunch bags. Assorted large print material was used. We cut out the flowers from the material with serrated scissors and glued the material to the paper bag with hot glue. Two holes were then holed-punched through both sides of the bag at the top. Coloured ribbon was threaded through the holes and tied with a bow to close.



**Food and Fellowship** - Give out "Lunch Bags" and have a picnic!

# *Mission Around the World: Learning Activities for Adults*

.....



Use these activities to give an idea of missions geography, increase understanding and make a faraway part of the world seem nearer.

## **Preparation**

Gather supplies, game leaders and find volunteers for refreshments. Supplies will include: a world puzzle, foreign refreshments, pictures of different countries, pens, small cards, small maps, pins, paper and pencils. Cutting a world map into sections can make a world puzzle.

## **What to do**

As the people arrive, give them name tags with continents of the world drawn on them. Each continent (Africa, Antarctica, Asia, Australia, Europe, North America and South America) should be equally divided among the people, because they will form teams for the games. After they pin their name tag on, send them to a big table where they will help make a puzzle of the world.

## **Game and Activities (to be played by teams)**

### **Unscramble the Country**

- |           |               |
|-----------|---------------|
| 1. YPEGT  | 6. LIZRBA     |
| 2. TILAY  | 7. GNNUIEEAW  |
| 3. XMECOI | 8. NNGLDEA    |
| 4. SSRIUA | 9. OAPLND     |
| 5. AHNCI  | 10. RGAENTIAN |

**Answers:** Egypt, Italy, Mexico, Russia, China, Brazil, New Guinea, England, Poland, Argentina

## **Where Am I?**

Collect pictures of other countries from magazines; mount them on construction paper. Number the pictures. Pass the pictures around to the different teams. Participants are to figure out the country. After five minutes, collect the pictures. Show them one-by-one and give the correct answers. The team with the most right answers wins.

- |                  |              |
|------------------|--------------|
| 1. VENEZUELA     | 7. INDONESIA |
| 2. CHILE         | 8. ECUADOR   |
| 3. ALBANIA       | 9. NEPAL     |
| 4. ZAIRE         | 10. COLOMBIA |
| 5. TAIWAN        | 11. ISRAEL   |
| 6. COTE D'IVOIRE | 12. THAILAND |

## **Spelling Bee Teams**

(The team can work together for correct spelling, but once a spokesperson says the letters, it is a final try. Add more countries if you wish.)

**Who's Where?** (This activity can be done individually or in teams.)

Make a list of the church missionaries in a left-hand column. Make a list of the countries where they serve in a right-hand column, but not in order. Photocopy the master list and give one to each person present. Ask the teams or individuals to draw lines from the missionary to the country where they serve. The first team or person to finish with the correct answers wins. Your corps office can supply this information from The Salvation Army Disposition of Forces Manual.

### What Can I Do?

Give each team paper and pencil. At the count of three, let them list as many things as possible that they think missionaries would need and/or things they could do to help the missionaries. The team with the longest list wins.

### Language Barriers

1. If I am speaking Cantonese, I would be in \_\_\_\_\_
2. If I am speaking Swahili, I would be in \_\_\_\_\_
3. If I am speaking Portuguese in South America, I would be in \_\_\_\_\_
4. If I am speaking Afrikaans, I would be in \_\_\_\_\_
5. If I am speaking Bantu, I would be in \_\_\_\_\_
6. If I am speaking Amharic, I would be in \_\_\_\_\_
7. In Austria, I would speak \_\_\_\_\_
8. In Guatemala, I would speak \_\_\_\_\_
9. In Pakistan, I would speak \_\_\_\_\_
10. In Taiwan, I would speak \_\_\_\_\_
11. In The Netherlands, I would speak \_\_\_\_\_
12. In Nepal, I would speak \_\_\_\_\_



**Answers** 1. China; 2. East Africa or Zaire; 3. Brazil; 4. South Africa; 5. Central or Southern Africa; 6. Ethiopia; 7. German; 8. Mayan, Spanish or English; 9. Urdu; 10. Chinese; 11. Dutch; 12. Nepali

### Devotional

Sing several rousing missionary songs and invite a missionary speaker or a lay person who has been on a missions trip. Speak about our own responsibility to our neighbour or family member.

**Refreshments:** Try to have some goodies from another country.

### Projected Results

Stimulate curiosity about the world, the language challenges, the people who need to hear the gospel. Group members will realize the size of the world and the huge challenge for missions that it entails.

Excerpts from *Missions Made Exciting For Adults*, by Elizabeth Whitney Crisci, Accent Publications.



# *Rejoice in All God Has Given You*

.....

Melody Koehler (USA Central)

## **Set the Scene**

As the women arrive, give them ear plugs, dark sunglasses or out of focus glasses. Pin one arm to their side so they can't use it. Ask some of the women to use crutches or a wheelchair during the program. This will give them a feeling for the limitations that are experienced by those who are physically handicapped.

## **Games**

Play some games that will involve coordination - catch, balloon volleyball or relay races. Or have the women do simple tasks such as washing dishes, peeling vegetables, reading a book or setting a table. The goal is for the women to feel the same frustrations that those who are handicapped feel and to help them realize there are different ways of doing everyday tasks.

## **Discussion Questions**

1. How did you feel when you were playing the games?
2. Did any of you want to cheat?
3. How do you think the disabled feel when they are trying to accomplish the most basic of tasks?
4. How can we help the disabled?

## **Program Suggestions**

- Invite a speaker to discuss the disabled in your community and how you can help.
- Ask a disabled person to speak on the topic of "Joy in Spite of ..." or just to share their experiences.
- Have someone give a lesson on sign language.
- Invite someone from a dog training school to come and share how animals are used to help those who are physically challenged.
- Have a guest speaker who has gone through great adversities in life and has kept his/her joy.
- Give a book report on a book that deals with joy in spite of adversity. (Consider one by Joni Eareckson Tada).
- Present a video on victory over adversity.
- Teach a chorus in sign language - "O How I Love Jesus" or "Jesus Loves Me".
- Consider having your devotional at a hospital chapel or a cemetery.

## **Putting it Into Practice**

When you get home, call or send a card to someone you know is going through a difficult time. Take time to pray with or for them.

## Devotional:

### THE GRACE OF PRAYER

Our son John had a car accident on February 2, 2003. When he lost control of the vehicle because of black ice on the highway, he emerged a quadriplegic. What amazes us is the volume of letters, notes and cards we received. There was a consistent message that came from everyone. We are praying for John.

We appreciated those prayers. I am certain they were a means of grace for us in the traumatic days following the accident. We found that we did what we had to do with a sense of peacefulness and security that did not come from us. We were certain of God's presence amidst circumstances we could not understand.

Strangely, as time went on, people kept reassuring us of their prayers and still today we meet people who assure us that they pray for John daily. I thought that by now people would have forgotten and gone back to their own concerns.

In spite of all of these prayers there have as yet been no perceptible physiological changes in John's condition. He still does not yet have finger mobility and is still paralyzed from the chest down.

In spite of these limitations, John has learned to do an incredible number of things. An attendant who provided care from him when he went to Boston for his classes' graduation told us that as a quadriplegic he is doing some things that even paraplegics are not able to do. He nevertheless remains a quadriplegic.

What is the good of all these prayers? This has been puzzling for us as a family. As we have talked about it, we arrived at some helpful insights.

John's accident has pushed us all into a situation that is beyond human control. No matter how skilled the neurosurgeons or how persistent the physiotherapists, they cannot change John's condition. They cannot make the messages pass from his brain along his injured spinal cord to his limbs. There is only One who can change the situation profoundly and reactivate the central nervous system. Medical science has made great strides but it cannot yet repair this delicate and complex mechanism. God alone can do that.

In recognition of our limited human resources, we are all obliged to turn to one source of hope. It is found alone in the creator of all life. Those of us who have trusted the Lord for a long time and those who seldom come to him with any concerns have been together turning to the only One who can help John.

The beautiful and ironic result of this desperation is that John's injury has become a means of grace. Those who are in the habit of praying have learned that when we pray, we benefit at least as much as those for whom we pray. Our prayers afford us an opportunity to enter into intimacy with One who knows everything about every situation. There we find His unconditional love for us.

In praying for John, people have been given the opportunity to draw close to the One who waits with open arms to welcome each of us into His embrace. To see the prayers offered for him in this light gives to John hope as well as dignity. He is not an object of pity but a stimulus to grace. He appreciates how the Lord can graciously use what has happened to him to minister to others as they draw near to the Lord on behalf of John.

Eleanor Shepherd



# *I Feel Pretty*

Denise Hawk (USA Western)



## **Inner and Outer Beauty**

### **Decorations**

Place mirrors and assorted women's beauty magazines on the tables. You usually can obtain sample fragrances or makeup items at most large retail stores' cosmetic counters to give to the women.

On the walls place pictures of godly women who reflect inner beauty. Some suggestions are: Mother Teresa, Mary the Mother of Jesus, Lucy Stone, Catherine Booth, Susan B. Anthony, Joni Eareckson Tada or Corrie ten Boom.

### **Program Ideas**

#### **Speakers**

Invite a cosmetologist to do a makeover demonstration or contact a color analyst to explain the best colors for the women to wear. If you want to focus on the inner beauty, invite someone who has suffered from a facial injury to share her experiences and define beauty from her perspective.

#### **What I See In You**

As the women arrive, have them write their names on small slips of paper. Put the papers into a jar. Place a chair in the middle of the room. As you draw a name from the jar that person is to sit in the chair. Proverbs 31:30-31 states "Charm is deceptive, and beauty is fleeting; but a woman who fears the Lord is to be praised. Give her the reward she has earned, and let her works bring her praise at the city gate." Keeping this Scripture in mind, go around the room and have the women take turns affirming the one in the chair by saying, "I see in you ..." and mention a certain Christlike characteristic. If you have a large group, break into smaller groups so that all can participate.

#### **Craft Fragrant Sachet**

These easy-to-make sachets are great hidden inside a dresser drawer or outside in a lovely basket as a decoration.

Supplies needed: 1 spool of fine white 3" wide netting + Ribbon (any color)  
Several small cloth doilies-3 to 4 inch diameter (round)  
Potpourri

Weave the ribbon in and out around the edge of the entire doily, leaving a small border. Cut a piece of netting the size of your doily and place it on top of it as it lies flat. Place a small portion of potpourri on the netting. Put the doily, net and potpourri in the palm of your hand and gently gather the doily by pulling the ribbon. Tie the ribbon in a bow. Place in drawers or around the house in a small basket.

### Game - You're Beautiful

You will need enough makeup items for each two-woman team - face cleanser, lipstick, lip liner, liquid makeup, eyebrow pencil, blush, ribbons and barrettes. The team stands together with one woman in the back who puts her arms in front of the first woman so that they appear to belong to her partner. The person behind must use all of the items that are provided to give her partner a "makeover."



### Devotional: How Do I Look?

James Dobson, in his book *Hide or Seek*, (Revell, 1974) says that the most highly valued personal attribute in our culture is physical attractiveness. The first question we seek to answer is, "How do I look?" We formulate an image of ourselves from the praise or ridicule of other people. We evaluate ourselves by their reactions to our physical appearance.

What standard does the world have for a woman's physical appearance? A quick visit to the grocery store and a glance at the latest edition of *Glamour* magazine and you'll get the message. The age of the model or actress on the cover doesn't matter - she's picture-perfect! She's got it all - gorgeous hair, perfect makeup, flawless complexion, sparkling white teeth, the latest fashion and is a size four.

Peter 3:3-4 tells us this type of beauty is fading. With today's medical advances and a pretty price, we can prolong the fading. But eventually the law of gravity gets the better of us and the best we can hope for is to stay healthy. Sure, we'd like to see ourselves as cover girl quality; but a healthy self-image is being committed to the truth of how God sees us.

Peter says that we have the capacity to possess beauty, but it should be inner beauty and not beauty from outward fussing. This inner beauty cannot be purchased at the local beauty shop. It comes from cultivating the character of Christ in us.

To see ourselves as God sees us, as we really are, we must understand our position in Christ. These truths are found in the first chapter of Ephesians. Read Ephesians 1:3-13. From this Scripture we see that:

- We are blessed with every spiritual blessing. (verse 3)
- We are chosen before the foundation of the world that we should be holy and blameless before Him. (verse 4)
- We are predestined to adoption as His sons and daughters (verse 5)
- We are redeemed through His blood. (verse 7)
- We are sealed in Him with the Holy Spirit. (verse 13)

God is concerned that we see ourselves as He sees us - beautiful. Being able to remember who God is and who you are in His sight is important as you meet the traumas and stresses of life. The world's view of beauty clashes with Scripture's definition of true beauty. First Peter 3:3,4 tell us, "Your beauty should not come from outward adornment, such as braided hair and the wearing of gold jewelry and fine clothes. Instead, it should be that of your inner self, the unfading beauty of a gentle and quiet spirit, which is of great worth in God's sight."

# *Serving the World Around Us*

Janice Repass (USA Southern)



## **Preparations**

Invite participants to travel the world by sending them invitations that resemble passports. Select an appropriate activity to represent each country. Suggestions are given for the following countries; Africa, France Italy, and Japan. Set up sections of the room or use classrooms to represent each country. The hostess for the country could be dressed in traditional costume.

## **Service Ideas**

Take this opportunity to teach the women about The Salvation Army's programs in the countries that you chose to visit. You will find information in the Year Book, or write to the officers serving overseas in these countries. For refreshments, ask the women to make dishes that are associated with these countries. Charge 25 cents per serving, with the proceeds going towards Self Denial.

## **Program**

### *Check In Time*

Set up the center of the room as a waiting room. Provide each woman with a shoebox, a piece of cardboard for the handle and sheets of paper to cover the outside of the shoebox. This will be their "luggage" for the trip. As they visit each country, they receive a sticker for their suitcase. Also give them a small favor in each country to put in their suitcase-art from Italy (Hallmark card), a French cookie or Italian biscotti are some suggestions.

### *First Stop - All Aboard! Africa*

Go on a safari by passing out animal crackers. Sing the chorus "Kum ba yah, my Lord," which is an African phrase meaning, "come by here." Spend time in prayer for the missionaries and Salvationists in Africa.

### *Second Stop - Beauty in Italy*

Decorate in red, green and white. Display Italian art using posters or check your Hallmark cards for suitable "Italian" art. Explain that Italy is a land that is rich in art, romance and good food, yet its many beautiful cathedrals and chapels are empty on Sunday mornings. Pray for the non-believers around the world and especially those in Italy. Sing songs from "The World for God" section of *The Salvation Army Song Book*.

### *Third Stop - The French Way*

Play the game "Lean, Mean, French Cuisine." Several couples can participate. One woman puts her hands behind her back. Her partner stands in back of her and puts her arms in front of the first woman so that they appear to belong to her. Serve crepes, which you can make or

buy pre-made; include powdered sugar, whipped cream, blueberries and strawberry syrup. Have the “French Cooks” build their own crepes. The person behind must then feed their creation to her partner while standing behind her.

#### *Final Stop - Japan*

Teach the following songs in Japanese.

#### **“Hallelu”** (Praise Ye the Lord)

Hah ray roo, hah ray roo, hah ray roo,

hah ray roo yah. Sahn be say yo (Repeat)

Sahn be say yo, hah ray roo yah (Repeat 3 times)

Sahn be say yo.

#### **“I Want to Live Right”**

Eet soo nee tay moe,

eet soo ko nee moe.

Ta da shee ku, ah you me nahn

(Repeat all lines)

#### **A Japanese vocabulary lesson**

Gozaimasu - good morning

Ohayo - hello

Arigato - thank you

Sayonara - until we meet again

### **God’s Great Big Wonderful World**

The Psalmist David said, “The earth is the Lord’s, and the fullness thereof; the world, and they that dwell therein” (Psalm 24:1 KJV). Deuteronomy 30:4 reads, “Even if you have been banished to the most distant land under the heavens, from there the Lord your God will gather you and bring you back.”

The word “world” has a variety of meanings in the Bible. Sometimes the term appears to include both the heavens and the earth, which comprise the universe. The Bible proclaims God to be the creator of the world. Paul refers to “The God who made the world and everything in it, is Lord of heaven and earth” (Acts 17:24).

In your part of the world, as in mine, we find “God’s Great Big Wonderful World” marred by sins. What can we do about it? We understand and accept the great truth that while Christ is the only One who can redeem the world we, as His disciples, are charged to “Go into all the world and preach the Good News to every creature” (Mark 16:15). In your world today, where God has placed you, are you by your life preaching the Good News that Jesus Christ, God’s only begotten Son, can give pardon and peace through His plan of salvation?

The Salvation Army banner flies in over 100 countries. We can make salvation’s story heard in other lands. We can be involved in spreading the gospel by supporting those serving overseas in prayer and through giving to the Self Denial effort.

We can be glad in the Lord and rejoice as we daily find that joy that passes all understanding in the service of the King of kings and Lord of lords. Together, we can show in all the world around us that there is joy in following Jesus.

# Rejoice in His Firmament

.....

Lisa Heflin (USA Southern)



## Introduction

As Christians, we feel comfortable praising God and rejoicing in our own churches. However, there is an entire world out there. God wants us to spread His joy "in His mighty firmament." The focus of this meeting is to spread the joy of the Lord beyond the doors of our corps and into the community.

## God Who Counts the Stars

The God who counts the starry clusters  
And knows how all the planets turn,  
He watches from His highest heaven  
And makes our welfare His concern;  
So step by step in perfect love  
He guides us to His home above.

As all the stars display their brilliance,  
Each in its orbit ne'er to cease,  
E'en to my heart the Lord dispenses  
A measure of His light and peace.  
Ablaze with stars God's palace stands  
Yet me He greets with outstretched hands.

In His almighty hands residing  
Lie all the worlds that He has made,  
Yet to each single earth-bound mortal  
He sends His Holy Spirit's aid;  
And if in childlike trust we rest,  
We see His plan is always best.

The stars, they shine in destined patterns  
And from their pathways never stray;  
So also I am in God's purpose  
And all is well if I obey.  
Take, Lord, my hand and shepherd me  
Along the path that leads to Thee.

Danish text: Emil Larsen  
Translation: Flora Larsson

## Service Project

Decorate a large basket. Punch a hole in one corner of several small cards. On one side of the card print encouraging Scripture verses. On the reverse side, print the words, "Complements of The Salvation Army" and the corps address and telephone number.

Ask the women to bring individual snack foods, such as packs of cheese and crackers, small bags of chips, individual boxes of raisins and cookies or drink boxes to the meeting. Have them wrap these snack items individually in clear cellophane paper, tying it off at the top with curling ribbon. Make sure the item is visible through the wrap so that it can be identified without having to be unwrapped. Attach the Scripture verse cards to the items using the ribbon. Place them in the basket and deliver to an ICU waiting room in the hospital. You will need to replenish the items in the basket on a regular basis. A committee could be assigned to handle this responsibility.

Place a sign by the basket indicating that the items are free to anyone in the ICU waiting area and that they were donated by the Women's Ministries group of The Salvation Army.

## Devotions:

### Praise the Lord

Begin the devotional time by reading Psalm 150. This Psalm teaches us about praising the Lord. Verse one tells us *where*, verse two *why* and verses three through six tells us *how*. Verse one says, "Praise the Lord! Praise God in His Sanctuary! Praise Him in His mighty firmament!" (NKV). This verse gives us a direct command from God to praise Him. However, He does not simply tell us to praise Him without giving us specific instruction. He begins by telling us the most obvious place to praise Him - in His sanctuary. Most of us equate the word sanctuary with a church, specifically the chapel. The Lord is reminding us that we are to praise Him in church. We should have an attitude of praise and joy; to rejoice together in a collective setting.

However, the Lord doesn't stop there. We are to go beyond the doors of our church and "Praise God in the firmament of His power." The firmament is defined as the expanse of the heavens. Go outside and look up at the sky and try to see how far it extends beyond where you are standing. As far as it extends is the firmament. In other words, wherever we go we can be praising the Lord. One sure way we praise Him is by spreading His joy to everyone around us.

While it may be easy to praise Him within the walls of our church, the real challenge lies beyond the doors. We live in a world that is in need of the joy of the Lord. That's why we've made this basket of goodies. We're going to use it to praise the Lord in His firmament; to spread His joy to others in our community who are in need of His touch.

After our meeting today, we are going to the local hospital with this lovely basket. We will place it in the ICU waiting room where relatives and friends of critically ill patients sit, sometimes around the clock, waiting for news of their loved one's condition. Most of them are so concerned about the individual in the hospital that they neglect their own health. Many will stay for days, sleeping in chairs, not wanting to leave the area to eat for fear of something happening while they are gone. Our basket will allow them to have something small to eat without having to leave the hospital waiting room. As they pick up a snack, they will not only find refreshment for their bodies, but the Scripture verses will feed their souls and offer them encouragement.

Don't let the spreading of God's love and joy end with this basket. Share it with someone you know who needs to hear that God loves them.



# Fragrance



Leanne Spence (Australian Eastern)



## Preparation

Have an oil burner with a relaxing fragrance burning beforehand to fill the room with the scent. Also have different smelling soaps and bath salts set out for the ladies to smell. You can also get from a drug store or department store a few different fragrances sprayed on small cards for the ladies to smell.

## Welcome and Announcements

### Introduction

Most women, unless they are allergic, love to wear perfume. They love to have a fragrance permeating from them. There are so many perfumes on the market to choose from with prices ranging from the affordable to the extravagant. Some have extraordinary names. There seems to be no two fragrances alike. The fragrance of perfume on our skin can be the finishing touch to an outfit when we go somewhere special. It makes us feel really beautiful.

Fragrances are in many products. We can bathe in fragrant bath salts - making us smell nice while relaxing us. Oil burners allow the few drops of fragrances in the water to disseminate a lovely aroma throughout a room. Probably an important fragrance is one that can get rid of or hide unwanted smells whether on our body or in a room.

**Song:** SASB 35 "Morning Has Broken"

**Roll Call/Word For The Day** "Fragrance"

### Sharing Time:

"What is your favourite fragrance or perfume?" (Get the ladies to share what their own favourite perfume or fragrance is and why.)

### Quiz:

Unjumble the fragrances

- |               |                    |
|---------------|--------------------|
| 1. atluubfei  | 6. oul oul         |
| 2. rasip      | 7. impuo           |
| 3. opoj       | 8. buat            |
| 4. motmy rigl | 9. nhecapa         |
| 5. efdrmoe    | 10. wteih mddasoin |

**Answers:**

- |               |                    |
|---------------|--------------------|
| 1. Beautiful  | 6. Lou Lou         |
| 2. Paris      | 7. Opium           |
| 3. Joop       | 8. Tabu            |
| 4. Tommy Girl | 9. Panache         |
| 5. Freedom    | 10. White Diamonds |



**Song** - While missionary offering is taken.

**Devotional:**

2 Corinthians 2:14-16a says "But thanks be to God, who in Christ always leads us in triumphal procession, and through us spreads in every place the fragrance that comes from knowing him. For we are the aroma of Christ to God among those who are being saved and among those who are perishing; to the one a fragrance from death to death, to the other a fragrance from life to life." NRSV

In these verses Paul uses imagery of the incense being burned during the triumphal procession as a picture of Christian ministry. He sees believers as incense, giving off the fragrance of Jesus Christ in their lives. To God, believers are the very fragrance of Jesus Christ.

Christians, in their everyday lives are this fragrance, the aroma of Christ, to others - Christians and non-Christians.

Sometimes we are unable to be the aroma of Christ because we are not totally clean inside. We may look clean because we smell nice on the outside yet our hearts are not clean. I John 1:9 talks about cleansing and purifying us from ALL unrighteousness. We are made totally clean when we confess to God our uncleanness. When we are made totally clean and live our lives in union with Jesus then we can be the full aroma of Christ. His life permeates in our hearts and lives and creates a fragrance others smell and desire.

**Prayer And Benediction**



# You're an Angel

Beatrice Kay (Australia Eastern)



## Décor:

Cover table with a good white cloth and display as many ornaments of angels as possible. The week before this meeting invite the ladies to bring any ornaments of angels that they might have.

## Welcome & Introduction of theme:

When someone does something for us, our response to them is quite often to say 'you're an angel' meaning you're wonderful, you're helpful, you're caring.

The dictionary definition of angel is:

1. Divine attendant/messenger.
2. Lovely or innocent being, obliging or loving person.

**Song:** 80 SASB "Do you know the song that the angels sang" (Tune: 653)

## Read Verse: "JUST ANGELS IN DISGUISE"

One morning very early,  
The moon was in the sky,  
I heard an angel singing  
Up in the treetop high.

I softly to my window crept,  
And in the old fir tree,  
A shy little bird was singing,  
Alone and happily.

So sweet it was, I held my breath  
That not a note I'd miss.  
I'm sure that only angels  
Could ever sing like this.

Ah, how he swelled his little throat  
And lifted up his head.  
To sing his morning praise to God,  
While folks were still in bed!

And so he was my angel;  
And now I feel quite wise,  
For well I know that birds are  
Just angels in disguise.

(Mary Elizabeth Roadhouse)

## Prayer

**Angelic Music:** Missionary Offering

## Angelic Memorabilia:

Invite ladies to speak about the angel ornaments they brought or any stories they may have about angels.

**Song:** 664 SASB "Love at Home"  
(Tune: 237)

## Angelic Angel's food

|                         |                 |
|-------------------------|-----------------|
| 1 egg separated         | 1 cup milk      |
| 2 tablespoons sugar     | 3 tsps gelatine |
| 5 drops vanilla essence |                 |

Heat milk and sugar, pour onto egg yolk and mix well. Return to saucepan, heat gently, stirring well without boiling until mixture coats the spoon. Cool. Dissolve gelatine in 2 tablespoons of hot water. Add to cool custard mixture with vanilla. Beat egg whites stiffly and fold lightly into mixture. Pour into wet mould and set. Turn out onto serving dish.

### Angelic Humour:

Five year old Elizabeth had been told that the noise of a thunderstorm was only the angels shifting the furniture in heaven. One morning, after a storm in which there had been considerable thunder and lightening, the little girl said, 'You know mummy I didn't mind the noise when the angels shifted everything last night, but I certainly didn't like it when they couldn't make up their minds whether to turn the lights on or off.'

**Song:** 17 SASB "Praise my Soul" (Tune: 422)

### Angelic devotional message: "BE AN ANGEL"

The angel we are looking at today is a messenger from God. In the New Testament it refers to heavenly beings as one of a special class created by God to serve him. It also describes angels as ministering spirits to serve those who will inherit salvation. (Heb. 1:14)

### Different ranks of Angels

**Cherubim:** Celestial being, wings, lion-like appearance and bull having human faces, guardian of temples and palaces.

**Seraphim:** These appeared in the vision to Isaiah 6:2 - 6 wings, a face, hands and feet, they stand and speak, stand reverently in the presence of Yahweh. They are called "Fiery Serpents".

**Lucifer:** The devil, the fallen one, the shining one, beautiful, the greatest angel created by God.

**Michael:** The Archangel, Guardian Angel.



### The ministries of Angels

Both the Old and New Testaments put the angels in similar roles.

- Angels have special ministries and they stand in the presence of God and worship Him.
- They minister to the saints through giving assistance, protection and deliverance and at times give encouragement, interpret God's will.
- In this capacity these angels are called guardian angels being assigned to watch over each believer and to represent him in heaven.

1. Angels have communicated special messages to God's saints. (Luke 1:11-20)

2. Angels have protected and aided God's saints. (Matt. 18:10)

**Illustration:** On his first day back at school after a tonsil operation a child described his experience in hospital to the class at "Show and Tell" time. "Then I went into the big room", he said. "there were two lady angels all dressed in white. Then two men angels came into the room. One of the men angels looked down at my throat and said, 'Lord! Look at this child's tonsils.' And the Lord looked and said, 'I'll take them out at once.'"

God sends His guardian angels to minister to us. But we too can be 'God lady angels' as we minister to others in our everyday lives.

**Song:** We are standing on holy ground

# Throwing Out The Junk

Christine Ivers (Australia Eastern)



## Introduction

**Game** - Choose two teams of about 4-6 people. Two garbage bags of clothes are emptied in front of the teams. Each pile contains the same number of clothes. They are a mixture of clothes that don't have any marks, holes and tears.

The object of the game is for the teams to sort out the clothes - one pile of marked clothes and one pile that aren't marked. First team to sort out their clothes wins.

As we face the end of a year or the change in a season we realize it's time to clean out the wardrobe. For some of us it is a painful process as we discover clothes that used to fit - fit no longer. That favourite jumper has one too many holes. For some it means changing the wardrobe because the fashions have changed. Anyone with teenagers would know about this, as well as the fact that clothes can fit them one week and not the next.

We go through the process of sorting through things (not only clothes) and figuring out what is important, what is useful, what is still in good shape and can last another season and what is so worn it needs to be thrown away.

It is a time of sorting through and keeping the things that contribute to our lives, and getting rid of the things that don't.

**Song:** 63 (H&H) "The light has come"

**Song:** 62 (H&H) "The greatest thing in all my life is knowing you" (This song can be used for prayer)

**Song:** 43 (H&H) "Shine Jesus Shine"

## Competition - Throwing out the Junk

Circle the odd one out.

- |                     |                  |
|---------------------|------------------|
| 1. a) Orange        | 2. a) Gorilla    |
| b) Lemon            | b) Chimpanzee    |
| c) Apple            | c) Grease Monkey |
| d) Lime             | d) Orangutan     |
| 3. a) Carrot Sticks | 4. a) Melon Head |
| b) French Fries     | b) Honeydew      |
| c) Wedges           | c) Watermelon    |
| d) Chips            | d) Rockmelon     |



- |                     |                   |
|---------------------|-------------------|
| 5. a) Vegetable oil | 6. a) Pimple face |
| b) Motor oil        | b) Peach face     |
| c) Canola oil       | c) Cute face      |
| d) Olive oils       | d) Thin face      |
| 7. a) Cardboard     | 8. a) Shop        |
| b) Writing paper    | b) Buy            |
| c) Newspaper        | c) Steal          |
| d) Clingwrap        | d) Purchase       |
| 9. a) Lipgloss      | 10. a) Gossip     |
| b) Liposuction      | b) Talking        |
| c) Lipease          | c) Speaking       |
| d) Lipstick         | d) Discussion     |

### Devotional Talk:

We talked before about sorting through our things. Periodically, sorting out our things is a good thing. It keeps things from being so cluttered that we cannot tell what is good or bad. The Bible tells us to do the same thing with our spiritual life.

Sometimes the clutter can be from outside influences - what people tell us about New Age, Witchcraft etc. Do you believe everything you read or hear? We are bombarded by information in the media - radio, TV, newspapers. Is it true?

Paul tells us in 1 Thessalonians 5:21 to "Test everything. Hold on to the good."

In a simple way that is what we did with the clothes earlier - checked to see which clothes didn't have any marks on them and threw the junk away.

### Read Colossians 3:1-14

In these verses Paul challenges us to get rid of the junk - sin (refer verse 8) and hold on to the good (verse 12) and over all these things put on love (verse 14).

At this stage of the meeting hand out pieces of notepaper. Ask the ladies to divide the page into two columns. The left side for the "junk we have to get rid of" and the right side for the "good things we need to hold on to".



While some appropriate soft music plays, ask the ladies to fill in the columns. Papers can be taken home as a tool for devotions, can be burned as a symbol of the fact that we have dealt with the junk, maybe share it with a friend. This segment is then offered to God in prayer - opportunity for prayer ministry.

# Mother and Daughter Banquet

.....

Lynne Sullivan



## Choose the Theme for the evening

E.g. "Sharing the Light of God with those mothers and daughters from around the world"

**Decorations:** A map of the seven different continents with a candle that represents the nationality of the population of the country.

E.g. Yellow for the Asian countries; Black or brown for the continent of Africa; White for the North and South America and Europe; Red for our native peoples and the Australia and Antarctica continents. Purple in the centre for Christ the Light of the World.

Today we celebrate mothers and daughters and their relationship.

**Meal:** prepare by an outside group or potluck.

Introduction of any special guests.



## Grace:

Lord I thank you for the joy of living  
Lord I thank you for the stars above  
Lord I thank you the joy of giving unto others  
Lord I thank you for all your tender love

## Dinner

Give ten minutes at least for clearing away dishes and setting up and introduction of special guest if you have one.

Give the special guest enough time to speak.

**Devotional:** If the special guest is not doing it.

Have five candles.

**Light the Purple candle** representing Christ Light of the World. (Use the candle representing Christ to light the other four candles)

## Scripture Reading:

John 8:12 Jesus said to the people "I am the Light of the world. So if you follow me, you won't be stumbling through the darkness, for living light will flood your path."



John 9:5 "But while I am still here in the world, I give it my light." (Scripture is taken from The Living Bible).

You can have four mothers and Daughters light the candles.

**First candle** (Black or Brown)

(Say as the candle is being lit) I light this candle for all of the mothers and daughters of the African Continent.

**Prayer:** For the mothers and daughters of the African continent.

**Second Candle** (Yellow)

(Say as the candle is being lit) I light this candle for all of the mothers and daughters of the continent of Asia

**Prayer:** For the mothers and daughters of the Asian Continent.

**Third candle** (red candle)

(Say as the candle is being lit) I light this candle for all the mothers and daughters of Australia, Antarctica and the native peoples of the world

**Fourth Candle** (White candle)

(Say as the candle is being lit) I light this candle for all the mothers and daughters of the continents of North and South America and Europe.

**Prayer:** For the mothers and daughters of the Americas and Europe.

**Song:** This Little Light of Mine

This Little Light of Mine I'm going to let it shine  
Let it shine, let it shine, let it shine

Shine all over Asia  
Shine all over Africa  
Shine all over Europe  
Shine all over North America  
Shine all over South America  
Shine all over Australia  
Shine all over Antarctica



# Why Remembrance Day?



## Preparation:

Decorate a small table with a white tablecloth on which you place a small Canadian Flag and a pair of combat boots and/or a soldier's helmet.

Tables may be covered with white cloths, with a circle of poppies surrounding a framed picture of a soldier sitting inside it as the centerpiece. (Photos may be reproduced; and dollar store frames.) Each lady will take a poppy at the end of the meeting.

Programs may be placed at each table setting.

## Introduction: Read Poem – “In Flanders Fields”

“Lieut. Colonel John McCrae was a tall boyish 43 year-old member of the Canadian Medical Corps from Guelph, Ontario. An artillery veteran of the Boer War, he had the eye of a gunner, the hand of a surgeon, and the soul of a poet when he went into the line at Ypres on April 22, 1915.”

That was the afternoon the enemy first used poisonous gas. The first attack failed, so did the next and the next. For 17 days and nights the allies fought back wave after wave of attackers.

During this period, McCrae wrote: “One can see the dead lying there on the front field, and in places where the enemy threw in an attack, they lie very thick on the slopes of the German trenches.”

Working from the dressing station on the bank of the Ypres Canal, Lieut. Colonel McCrae dressed hundreds of wounded, never taking off his clothes for the entire 17 days.... “We are weary in body and wearier in mind. The general impression in my mind is one of nightmare,” he wrote home.

But McCrae came out of Ypres with thirteen lines scrawled on a scrap of paper. The lines were the poem which started, “In Flanders Fields the poppies grow...” These were the lines which are enshrined in the hearts of all soldiers who heard in them their innermost thoughts.

**Song:** 693 “Faith of Our Fathers” (T.B. 499 or 501)

**Scripture:** Selected verses may be written on red paper “poppy” or maple leaf and placed at each person’s seat. Suggested verses are: Deut. 8:2; 32:7; Eph. 6:11; 6:12; 6:13; 6:16; 6:17; 2 Cor. 4:10; 10:5; 2 Tim. 4:7. Have the ladies read the verses, and those with the same verse to read in unison. (They could be invited to memorize the verse during the week.)

## Sacrifices Remembered:

As each November comes around, the thoughts of most of us go out to the young men who fought and died in two world wars and other fronts as well. November 11<sup>th</sup> was designated as Armistice Day and commemorated the time of the signing of the armistice at the closing of the the 1914 – 1918 war and then was expanded to honour those who served in the 1939-1945 war, the Korean conflict and others as well. In more recent days, we include and honour those soldiers who have lost their lives, or were accidentally killed by friendly fire while serving as peace keeping troops in countries of the world.

On November 11<sup>th</sup> which is now known as “Remembrance Day”, we honour our war dead - the husbands, fathers, sons, brothers, sweethearts, and friends who courageously left home and though their mortal remains may rest in many places around the globe, their memories remain alive in the hearts of those who loved them.

It is not only the heroic dead that we remember at this time, but those who served and came home again, some disabled, ill and broken in body and spirit. So we remember too, the families of those who died and also those who lived to suffer.

This is why the poppies are still sold and worn. They are not only to remind us of the great cost of war in human suffering, but to help make life a little easier for those who suffered the most from these terrible conflicts.

As Christians we are reminded, as we talk of the sacrifice our servicemen made, of the greater sacrifice that Jesus made for us. He loved us so much that He gave Himself that we might have that greater freedom, freedom from sin, and that we might gain eternal life.

“Greater love has no one than this, that one lay down his life for his friends.”

**Remembering in Prayer:** (Followed by the Lord’s Prayer)

- the service and sacrifice of men and women for our freedom
- healing for those who still suffer the effects of war
- those who are under oppression and still at war
- to be thankful for all the mercies of God toward us – freedom to worship, peace in our land, the wonderful country we live in



**Program options:**

- Have those who are old enough share a memory about war years
- Invite man or woman from the military to speak
- Invite a “War Bride” to come and share how she met her husband, the wedding, her trip to Canada and something about her life.
- Sing-a-long with songs of war days:

|                                      |                               |                              |
|--------------------------------------|-------------------------------|------------------------------|
| <i>Beautiful Isle of Somewhere</i>   | <i>Precious Memories</i>      | <i>Daisy, Daisy</i>          |
| <i>Battle Hymn of the Republic</i>   | <i>You Take the High Road</i> | <i>Oh Danny Boy</i>          |
| <i>In The Sweet By and By</i>        | <i>This Land is Your Land</i> | <i>Bicycle Built for Two</i> |
| <i>My Bonnie Lies Over the Ocean</i> | <i>Pack Up Your Troubles</i>  | <i>When You’re Smilin’</i>   |
| <i>It’s a Long Way to Tipperary</i>  | <i>White Cliffs of Dover</i>  |                              |

**Service Suggestions:**

- Send a card, letter or package to servicemen overseas
- Sponsor a luncheon or program to honour veterans (invite through local Legion)
- Prepare and distribute favors for veterans in hospitals or nursing homes

**Menu options:** Coffee and donuts / Cake decorated like the Canadian Flag  
Cup cakes decorated white and red

**Conclude with The National Anthem**

• • • • •

|                        |             |             |                |               |  |
|------------------------|-------------|-------------|----------------|---------------|--|
| <b>Answers: Game 1</b> |             |             |                |               |  |
| 1. Air Force           | 2. Army     | 3. Marines  | 4. General     | 5. West Point |  |
| 6. lieutenant          | 7. sergeant | 8. civilian | 9. Coast Guard | 10. soldiers  |  |



### Game 1: The Mixed Up Troop - Unscramble the following military words:

1. aRi oeFrc    2. yAmr    3. saenMri    4. eIGnrea    5. tesW noPti
6. tlniauntee    7. tsneareg    8. cniivlai    9. oatCs duGra    10. odseisri



### Game 2: Word Search

|   |   |   |   |   |   |   |   |   |   |   |   |   |   |   |   |   |   |   |   |   |   |   |   |
|---|---|---|---|---|---|---|---|---|---|---|---|---|---|---|---|---|---|---|---|---|---|---|---|
| F | M | W | B | I | V | O | U | A | C | P | Q | M | E | R | E | D | W | A | R | A | R | M | X |
| F | C | D | K | L | U | G | L | P | O | R | E | S | E | R | V | E | S | D | A | R | D | E | S |
| H | O | S | D | S | L | I | C | L | M | P | S | M | E | P | L | T | S | D | R | M | E | S | U |
| I | A | S | R | H | P | E | G | S | P | N | N | N | E | Y | I | T | J | S | M | Y | H | S | T |
| L | S | E | I | K | W | W | L | U | A | D | A | F | P | L | R | J | L | D | E | R | M | H | I |
| K | T | C | L | J | U | I | C | A | N | V | A | R | I | W | A | K | C | G | D | E | I | A | N |
| A | G | O | L | P | E | A | N | U | Y | S | R | M | S | E | R | I | O | N | F | E | L | L | O |
| U | U | M | S | E | N | I | R | A | M | Y | B | C | O | M | B | A | T | I | O | F | I | L | I |
| N | A | P | E | M | K | I | R | T | M | W | T | S | E | G | U | E | L | H | R | S | T | H | L |
| I | R | A | R | I | I | G | H | I | M | I | R | R | A | N | K | S | C | C | C | E | A | H | A |
| F | D | N | G | P | L | O | R | S | L | E | H | O | F | S | H | U | W | R | E | S | R | Q | T |
| O | W | Y | E | A | I | R | P | I | T | H | K | J | D | T | F | I | M | A | S | R | Y | E | T |
| R | U | N | A | A | W | T | M | S | M | M | U | A | B | O | W | A | T | M | T | R | U | J | A |
| M | P | E | N | E | S | R | U | N | S | J | H | M | F | O | S | E | A | W | O | T | H | Y | B |
| F | M | W | T | A | M | M | U | N | I | T | I | O | N | B | S | E | R | V | I | C | E | S | P |

|           |       |            |          |                |        |
|-----------|-------|------------|----------|----------------|--------|
| nurse     | major | combat     | marching | drill sergeant | Army   |
| boots     | rank  | Marines    | uniforms | mess hall      | Navy   |
| military  | war   | company    | reserves | armed forces   | muster |
| battalion | guns  | ammunition | bivouac  | Coast Guard    |        |



### Game 3: History Quiz

1. What were the years of the Second World War? (1939-1945)
2. On Sept. 1, 1919, Hitler ordered the invasion of \_\_\_\_\_ which led to Britain and France entering the war. (Poland)
3. Name the date Great Britain and France officially declared war. (Sept. 3, 1939)
4. Who was counted as victorious in the battle of Britain? (Britain)
5. Name the attack which led to the United States entering the war. (The attack of Pearl Harbour).
6. What was the year the United States entered the war? (1941)
7. Name the U.S. general who planned the invasion and campaign of Normandy? (General Eisenhower)
8. Name the date designated as D-Day. (June 6, 1944)
9. Name the day the Germans surrendered. (May 7, 1945)
10. Who were known as the Allied Big Three? (Joseph Stalin, Franklin D. Roosevelt and Winston Churchill)

Compiled from ideas and materials in earlier Program Aids, USA and Sketch (Canada and Bermuda)

# Transformation

.....  
Monologue by Gwennyth Redhead



People change. Oh, I know that there have been times when I've said, "He'll never change", or something similar. But the bottom line is that due to circumstances, experiences or some other influence, people do change. The biggest change occurs when people meet God, when they are transformed by the Holy Spirit – and for the rest of their lives they journey on, becoming more and more like Christ. People like Peter.

This monologue contrasts the behaviour of Peter when he denied Jesus (Matthew 26:69-75) and at Pentecost (Acts 2:5-11). A waitress in a Jerusalem diner bursts in to tell all her waiting customers about the man that they had encountered weeks before. He had sat there, morose and alone, only to become agitated and abusive as he denied he even knew the man Jesus, who was then on trial. Now, she tells the crowd, he's preaching in the street boldly about his faith. What a transformation! It's a difference worth having, she says, only to lose half her customers as they rush off to hear what this man has to say ...

**SUGGESTED TOPICS:** Peter; change in people; the Holy Spirit; Easter; Pentecost

**CHARACTER:** **Judith** a waitress excited by the news she has to share

**PROPS:** An apron

**COSTUME:** Simple Biblical or modern costume suitable for a waitress

*Lights up on a bare stage. Enter JUDITH at a run, an apron in her hand; slightly out of breath. She has just arrived at the diner where she works, where she commences a dialogue with an imaginary crowd.*

## **JUDITH:**

Listen up, you guys! I've just seen the strangest sight *(pause)*. Yes, I know you're waiting for some service, but you'll just have to wait a while longer. I'm not serving any of you 'till I've said what I've got to say.

All right, all right, I'll keep it brief.

Remember that big guy who wandered in here a few weeks ago? Yes, I know, big guys wander in here all the time. But this fellow was from up north. Said he ran a fishing fleet and was just in town for the holidays. Come on, he was tall and dark and ... *(impatiently)*. No, he wasn't particularly handsome. He slouched at that table over there with his head in his hands. Didn't even look up when I took him his drink. *(pause)*

Well, if you'll just let me go on with my story you'll soon figure out which man I mean. It was the night they were all trying that big evangelist. Going after him for disturbing the peace. Rushing everything through before the last holiday weekend. This place was packed. You must remember it. He sure wasn't in the holiday spirit, I can tell you. So I tried to get him talking. Asked him if he knew the guy on trial.

Wow! Did he ever get angry! Said he didn't know what I was talking about. I didn't think any more about it, but when I sat down for my break what did I see staring up at me? A picture of him and that Jesus together on the front page of the newspaper. So I went right back, threw the paper down in front of him and asked him to explain it. He started to curse and swear and shout that he didn't know him. *(pause)*

Now you remember. Course you do, you all joined in. Challenged him about having the same accent as the guy on trial. *(pause)* That's right. He yelled back! But then he stopped dead in his tracks. His eyes filled with tears and he shot out of here as if the devil himself was after him.

But what I want to tell you is this. I've just seen him again. On my way here. Didn't recognise him at first, he looked so different. But his voice gave him away again. And you'll never guess what he was doing. He was preaching! Preaching about that man Jesus. *(pause)*

I swear it's the truth. And what's more, he's drawn the biggest crowd I've ever seen. Thousands of people – really socking it to them, he was. I'd like to have stayed and listened. No, I really would! *(pause)*

All right. Laugh if you want to – but there's something very different about him and I'm going to find out what it is. *(pointing)* I know that you know about being different, Judah, and you, Jonathan – you were wild enough in your younger days. But this man ... It's as though he's been set free of all his fears. Now that's the kind of difference I'd like to have! *(sighs, turning away to put on an apron)* Okay, I guess I'd better get your drinks now.

*Turns back to the crowd, and by her reaction we see that a number of them are leaving.*

Hey – where are you all going? *(slight pause)* Well, mind you come right back here and tell me all about him ...

*Lights out.*

# *Maximising the potential of Special Occasions*

## **World Day of Prayer**

News reaching THQ from around the territory indicates that responses to the opportunity to engage in prayer with Christians around the world are quite varied. In some cases the local committees do not welcome innovative ideas, making it difficult to be enthusiastic about the event while in others they are very open, and the end result is a time of spiritual refreshment and rich fellowship.

There are Bible Studies associated with the World Day of Prayer that can be used at Focus Groups or Home League meetings. There are also materials for children and education materials.



## **In Faith - Women Shape the Future Panama 2004**

To maximise the opportunity this day affords, please seek to be as informed as possible, and to pass the information on to others. The date this year is March 5.

## **Women's Ministries Promotion Week**

This resource is available each year to highlight Women's Ministries in your local setting. While the material is designed with promotion week in mind, you do not need to be tied to a set week in the calendar. The pack includes devotionals, Bible studies, mid week program ideas, and sermon material. This year's theme is "Winning Women" but copies of previous years material are also available with the following themes:

2003 - The Sky's the Limit

2002 - Ponder Anew What the Almighty Can Do

2001 - An instrument for Noble Purposes

Contact Women's Ministries Department at THQ to receive a copy.

# Leader's Recognition Luncheon

Adapted from USA "The Sound of Music"



Welcome by the Women's Ministry Leader or Corps Officer  
Invocation  
Luncheon  
Recognition of Leaders  
(Present leaders with a small gift wrapped in music paper)  
Special Music  
"His Eye is On the Sparrow"  
Meditation  
The Song of the Goose  
Benediction

## Decorations

Place white tablecloths with musical notes table-runners on the tables. Make centerpieces of black, white and silver balloons, anchored in a black gift bag. Use black napkins or napkins with musical notes or musical scores printed on them.

## The Song of the Goose

Geese are interesting creatures. We see them often in the Fall as they make their way south on their migratory paths. They are fascinating to watch.

It is amusing to observe a gander. He can strut around like a corporate executive, singing out his warnings to everyone. Most people give him a wide berth, stepping off the sidewalk or cutting across the grass to avoid him. Many folks tell stories of being chased by this bird. He is a fearsome creature as he comes with wings flapping and his voice hissing!

We Christians can learn a lot about leadership from geese. According to an article contained in the newsletter of the *Society of Range Management*, New Mexico section, we learn the following facts about geese.



**Fact one** - by flying in a "V" formation the entire flock adds 71 percent to the flying range, as compared to the flight of a goose flying alone. This is because as each bird flaps its wings, it creates an uplift for the bird following.

As Christians, and leaders involved in Women's Ministry, we share a common direction and a sense of community. We can get where we are going in this flight of faith and in our service to God, when we are traveling on the thrust and "uplift" of one another. The first song of the goose is found in 1 Thessalonians 5:11, "Therefore, encourage one another and build each other up."

**Fact two** - should a goose fall from formation, it suddenly feels the drag and resistance of flying alone and quickly moves back into formation in order to enjoy the lifting power of the bird immediately in front. We need each other, with all our differing gifts, talents and personalities. We benefit much from staying in formation with those who are leading in the direction we want to go, by accepting their help and by giving our help to others.

The second song of the goose is found in Philippians 2:1-2, "If you have any encouragement from being united in Christ ... then make my joy complete by being like-minded, having the same love, being one in spirit and purpose."

**Fact three** - when the lead goose, the one at the point of the V, gets tired, it rotates back into the formation and another goose flies to the point position.

Sometimes when we accept a leadership position in the church it becomes a "life sentence" and we feel guilty if we talk about stepping down or needing a break. The song of the goose teaches us that fresh, shared leadership gets the entire flock where they are going quickly and efficiently. Strains of this song are heard echoing through time as we consider a conversation with Moses about the burden of solitary leadership. His father-in-law, Jethro, said, "What you are doing is not good. You and these people who come to you will only wear yourself out. The work is too heavy for you; you cannot handle it alone" (Exod. 18:17,18).

**Fact four** - the goose in the lead strives to keep up its speed because the rest of the formation continuously honk encouragement from behind. If you have been a Christian leader in any capacity, you know the constant "honking" from the followers. Unfortunately, the honking isn't always musical or encouraging. Criticism, grumbling and complaining is heard more frequently, and nothing robs a leader of their enthusiasm and energy more than this. We need to make sure that we are an encouragement to those who lead.

Strains of this song are found in 1 Timothy 5:12,13 (*The Message*), "Honor those who work so hard for you, who have been given the responsibility of urging and guiding you along in your obedience. Overwhelm them with appreciation and love."

#### Music Mystery

Arrange the following items on a table and give the ladies a time limit to guess the musical significance of each item.

- |                     |                       |                             |                |
|---------------------|-----------------------|-----------------------------|----------------|
| 1. A watch          | <b>time</b>           | 2. A heavy string           | <b>chord</b>   |
| 3. A pair of scales | <b>musical scales</b> | 4. Ruler                    | <b>measure</b> |
| 5. A razor          | <b>sharp</b>          | 6. Note card                | <b>note</b>    |
| 7. Door key         | <b>key</b>            | 8. A deflated tire          | <b>flat</b>    |
| 9. A piece of wire  | <b>conductor</b>      | 10. Picture of a scoreboard | <b>score</b>   |

**Fact five** - when a goose grows sick, or becomes wounded in flight, two geese drop out of formation to follow it down to help and to protect it. They stay with it until it is able to fly again or dies. Then they catch up with their original flock or join another formation.

The geese teach us the importance of standing by each other through the difficult times as well as when the flight is easy. "Carry each other's burdens, and in this way you will fulfill the law of Christ" (Gal. 6:2).

From the song of the goose we learn:

- ▶ The importance of a common direction and sense of community.
- ▶ To encourage each other.
- ▶ To be united in our love, spirit and purpose while at the same time allowing for differences in gifts, talents and abilities.
- ▶ The importance of shared leadership.
- ▶ The need to respect those giving leadership and to appreciate them.
- ▶ The importance of standing by each other in tough times as well as in good times.

Seems like we can learn a lot from the song of a goose!

#### **Theme Songs for Bible Characters**

From the list below choose the Bible characters that best fit the song title.

- |                                       |   |
|---------------------------------------|---|
| 1. Raindrops Keep Falling On My Head  | <b>Esther</b>                           |
| 2. Strangers In Paradise              | <b>Nebuchadnezzar</b>                   |
| 3. The Second Time Around             | <b>Noah</b>                             |
| 4. I Feel Pretty                      | <b>Peter</b>                            |
| 5. I've Got a Right To Sing The Blues | <b>Lazarus</b>                          |
| 6. The Wanderer                       | <b>Daniel</b>                           |
| 7. The Lady Is A Tramp                | <b>The Three Kings</b>                  |
| 8. Hair                               | <b>Adam and Eve</b>                     |
| 9. I Could Have Danced All Night      | <b>Samson</b>                           |
| 10. The Lion Sleeps Tonight           | <b>Job</b>                              |
| 11. Good Vibrations                   | <b>Methuselah</b>                       |
| 12. I'm Sorry                         | <b>Moses</b>                            |
| 13. Born To Be Wild                   | <b>Jezebel</b>                          |
| 14. Great Balls Of Fire               | <b>Elijah</b>                           |
| 15. When You Wish Upon A Star         | <b>Esau</b>                             |
| 16. Got A Whale Of A Tale             | <b>Shadrach, Meshach &amp; Abednego</b> |
| 17. Up, Up, And Away                  | <b>Joshua</b>                           |
| 18. Stayin' Alive                     | <b>Salome</b>                           |
| 19. Crazy                             | <b>Jonah</b>                            |

**Answers:** 1. Noah; 2. Adam and Eve; 3. Lazarus; 4. Esther; 5. Job; 6. Moses; 7. Jezebel; 8. Samson; 9. Salome; 10. Daniel; 11. Joshua; 12. Peter; 13. Esau; 14. Shadrach, Meshach and Abednego; 15. The Three Kings; 16. Jonah; 17. Elijah; 18. Methuselah; 19. Nebuchadnezzar.

# Three Crosses on a Hill



Adapted from an Easter program from the Australia Eastern Territory



**Song:** (SB 124) The old rugged cross'

## Three Trees

There were three trees  
upon a hill  
And they spoke to the  
whispering breeze.  
They made three wishes  
upon that hill  
And the wishes they  
made were these:

The first tree wished  
he could  
be a fine bed,  
'Fit for a king to lie on' he said.  
The second, a galleon  
he wanted to be,  
To carry a king way  
over the sea.

'I am what I am and  
I be what I be -  
That's how it is,'  
so said the third tree.  
'I have only one wish  
that I would wish on,  
That's to be remembered  
long after I'm gone.'

A woodsman came by  
and felled the first tree  
'Oh now a fine royal bed  
I will be!'  
But was it in scorn,  
or was it in anger,  
He found himself  
fashioned into a manger?

The second tree groaned  
as it fell to the ground.  
'Oh now a galleon soon  
I'll be bound.'  
But was it a miracle  
he turned out to be,  
A boat for a fisherman  
on Lake Galilee?

The third tree was left.  
He was left all alone.  
Still he remained  
and was still growing on.  
Then chance took a twist  
and away he was tossed.  
Then he found himself  
fashioned into a cross.

Though he was rough-hewn  
it was his destiny  
To be redesigned for  
all men to see.  
And the wind from  
the valley kept murmuring on,  
'You will be remembered  
long after you're gone.'

Anon



## Reflection

How do you view your life and the personal crosses you have to bear? We each have our hopes and dreams, and, when they do not materialize, do we despair and give up? Look at the poem about the three trees again. Each had its own aspirations, yet none of them achieved their hopes as they had imagined. Each was destined for something else in life.

We must offer our lives and the personal crosses we bear to God, who, with his master plan, will use us and channel us in ways we could never have planned or dreamed for ourselves.

## Chorus

Christ is the answer to my every need;  
Christ is the answer; he is my friend indeed,  
Problems of life my spirit may assail,  
With Christ my Saviour; I shall never fail,  
For Christ is the answer to my need.

## Pray

For yourself and those of your family, friends and colleagues who are facing challenging days in their personal lives, those who carry heavy crosses and are struggling to survive under the 'heavy load'. Commit them to the Lord.

## Bible Reading Luke 23:32-43

## Three Crosses

Three crosses on a lonely hill,  
A thief on either side,  
And, in between, the Son of God  
How wide the gulf - how wide!

Yet, one thief spanned it with his words,  
'Oh Lord, remember me.'  
The other scoffed and turned aside  
To lost eternity.

Forsaken is the hilltop now  
And all those crosses gone,  
But in believing hearts of men  
The centre cross lives on.

And still, as when these sentinels  
First met earth's wondering view,  
The presence of the Lord divides.  
Upon which side are you?

Helen Frazee-Bower



## Reflection

Both of the thieves hanging either side of our Lord had equal opportunity for redemption. One chose to look at his situation negatively while the other asked for forgiveness. The one who rejected Christ rejected eternal life. Do we tend to look at life negatively, feeling we have been treated badly, and therefore miss out on valuable opportunities as they present themselves?

**Song:** (SB 396) 'Count your blessings'

**Bible Reading** Romans 5:1-11

## Three Crosses on a Hill

Three crosses on a hill  
Rough-hewn were they and bare  
In agony supreme  
My Lord, my Lord hung there!  
His was the centre cross  
A thief at left and right.  
O cruel nails! O crown of thorns!  
Man's sins does God requite!

The friend of common man,  
No pomp, parade, display,  
He taught folks how to live,  
To love, forgive and pray.  
And then upon a cross  
He taught them how to die.  
Must we not suffer on a cross  
Our 'self' to crucify?

The rose has many a thorn  
Fair fields sharp thistles grow.  
Black clouds shut out the sun  
And frightened cattle low.  
Man's plans go all awry,  
And death some loved one takes,  
But God's strong arms are underneath,  
He never man forsakes.

Three crosses on a hill,  
And one of them is mine!  
Not far-off Calvary -  
No ancient holy shrine.  
My cross is here and now,  
And daily I must bear  
Whate'er it brings of pain and grief  
And other sorrows share!

Anon

## Reflection

Someone defined a cross as an intersection — a place where two lines meet! Intersections provide us with a choice of direction - to leave the familiar path, which may well be a comfort zone for us, to go in an entirely new direction and explore new opportunities. Often our personal crosses provide us with an opportunity to reach out and experience a new avenue of service, which God is leading us towards.

## Pray

For grace to accept the things in life we cannot change and for faith and courage to reach out and explore new possibilities.

**Song:** (Happiness & Harmony) 'Because He lives I can face tomorrow'.

## *Covered Satin Balls*

### **Materials**

Old satin covered Christmas balls  
30cm (12 in sq) of satin material  
30 cm (12 in sq) of lace  
No Glue Gun  
40 cm (16 in) of narrow ribbon  
Flowers of choice to decorate (Ribbon flowers)



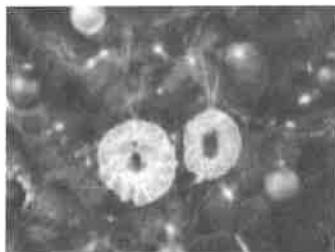
### **Directions**

Place satin fabric over ball, gathering at top – leaving about 2.5 cm (1 in) of fabric above the plastic hook attachment on satin ball. Carefully glue the fabric evenly to the ball at the plastic hook attachment only. Allow to dry. Trim rough edges off of fabric but leave fabric about 2.5 – 3.5 cm (1- 1½ in) above glue point – pinking sheers are best. Repeat the process using the lace square – glue lightly. Tie ribbon hanger to hook attachment at top of ball. Knot will be hidden inside fabric. Tie ribbon around the lace where fabric is glued to the ball – about 2.5 cm (1 in) from fabric opening. Tie in bow, attach flowers of choice.

## *Lace Wreath*

### **Materials**

Eyelet lace  
Craft wire  
2 cm (¾ in) ribbon with wire edge  
Narrow ribbon  
Ribbon Rosettes  
Glue Gun, Needle Nose Pliers



### **Directions**

Cut wire to desire length, depending on size of wreath desired – usually about 25 cm (10 in). Weave wire through holes in the lace until lace begins to gather and desired fullness is attained. Holding the wire and lace, twist around a circular object (water glass, salt shaker etc) to form a circle. Twist ends of wire together using needle nose pliers. Leave about 5 mm (¼ in) of wire, cut the rest. Bend the 5 mm (¼ in) of wire until it lies flat. Allow lace to gather over the join. Create bow from wire edge ribbon, attach with hot glue. Make ribbon hanger of desired length and attach at back with glue gun. Decorative beads can be added if desired.

## *Wooden Heart*

.....

Darlene Burt

### **Materials**

2 cm thick wooden heart (available from craft store)  
Wooden candle cup  
Gold ring that goes in candle cup to hold candle  
Paint  
Sponge paint brush  
Varnish for wood projects (glossy or matte)  
Decorating accessories  
Paint brush



### **Directions**

1. Paint wooden heart and candle cup the colour of your choice. Let dry.
2. Using a sponge paintbrush, finish your painted heart and cup with a glossy or matte finish glaze.
3. Glue candle cup to centre of heart and place gold ring inside candle cup.
4. Decorate your wooden heart with desired trim.

## *Beaded Candle Holder*

.....

Jean Hefford

### **Materials**

120 Sunburst #18 mm beads  
15 round facet # 12 beads  
15 round facet # 10 beads  
15 #3 gold or silver safety pins  
2 pieces of #20 gauge wire 14" long  
1 glass votive candle holder  
1 votive candle



### **Directions**

Put 8 sunburst beads on each pin. Thread onto 1 piece of wire, 1 #12 bead, 1 beaded pin (bottom of pin), then alternate beads and pins until the 15 pins are used. Bend ends of wire so beads will not fall off. Thread #10 beads and pins the same way into the top of each pin. Now twist both top and bottom wires to make a circle. Twist ends firmly, cut wire with cutters and tuck excess wire on inside of holder. Put glass and candle inside.

## Bath Oil

Darlene Burt

### Materials

A long-necked bottle  
Fragrance oil  
Potpourri  
Artificial Flower

Olive oil  
Vitamin E capsules  
Ribbon

### Directions

1. Squeeze or break up some potpourri and push down into the bottle. Don't put in too much because it will not float.
2. Break open 10 vitamin E capsules and pour contents into bottle.
3. Pour a little fragrance oil into bottle.
4. Fill your bottle with olive oil.
5. Put on cap and decorate the neck of your bottle with a bow and artificial flower.



## Pom Pom Bear Decoration

Darlene Burt

### Materials

1 miniature Christmas bulb  
6 white pompoms 15 mm (5/8 in) for ears, arms and feet  
1 white pompom 2.5 mm (1 in) for head  
1 white pompom 9.5 mm (3/8 in) for nose  
1 black pompom 5 mm (1/4 in) for end of nose  
Ribbon

### Directions

Glue pompoms to Christmas bulb to form body with head, ears, arms, legs and nose. The nose is made of one white pompom with the smaller black pompom on top. Add wiggle eyes. Make bow and glue to neck.

## Snowman

Audrey Rowsell

### Materials

Orangina juice bottle  
Clear glaze  
Decorative hat

White craft paints  
Orange bead for nose

### Directions

Remove label from juice bottle and paint bottle with two coats of white paint. Paint face - To make the eyes, dab the end of a craft paint brush in black paint and apply to bottle. With the end of a smaller paint brush or tooth pick add a little white paint to the lower part of the eye for a twinkle. Draw the mouth with black paint using a tooth pick. Add a little pink paint at the corners of the mouth for rosy cheeks. Glue the bead in place for the nose. When dry apply a coat of glaze and glue on hat.



## *Pumpkin*

Sandra Rowsell

### **Materials:**

18 rounds of dryer hose  
Orange tole paint  
Brown paper  
Leaves (Fall colours are better)  
Ribbon for bow  
Glue Gun & glue

### **Directions:**

Count off 18 rounds of dryer hose and cut with wire cutters. Fit one end of the dryer hose into the other end. Glue with low temperature glue gun. Give the dryer hose 2-3 coats of orange paint, letting dry between each coat. Roll brown paper up to form a stem and push down into the centre of the painted dryer hose. Decorate stem, with fall leaves and bow. (You can use all different sizes of hoses, for example the photo is of a pumpkin done with an air vent hose).



## *Say it with Flowers*

Flo Sharples

Pressed flowers and a message make these wall hangings a real treasure.

### **Materials**


Pressed flowers, Queen Ann's Lace  
White craft glue (Do not use glue gun)  
Card Stock  
Spray  
Frame

### **Instructions:**

Verse or saying may be printed with a computer. (Also, hand printed, or stamped). Cut paper to appropriate size. Arrange pressed flowers and leaves as desired. With toothpick use craft glue to attach to paper. Spray with KRYLON - #41306 ("Workable Fixatif and Atelier clear spray coating") for finish, and place in frame.

### **Variations:**

1. Pressed flowers may be glued to look like they are in a vase or basket that has been rubber-stamped on the paper; then framed.
2. Use a verse and dried flowers to make your own cards.



# Flowers from the Heart

.....

Flo Sharples

Note: This attractive wall hanging provides an ideal way to use flowers we would like to keep from weddings, funerals, graduations or other significant occasions.

## Materials

Silk or dried flowers

Statice and/or baby's breath, Queen Ann's Lace

Beads, or berries

Rope

Glue gun, glue

Heart shaped piece of wood (available at craft stores)

## Instructions

Arrange materials and glue to wood.

Bore hole in the center of the heart, insert ends of rope and glue to secure. (Or, ribbon may be used by gluing and pressing a small tack at the back of the heart.)

## Air-Drying Flowers

While there are a variety of ways to dry flowers the oldest and simplest method is commonly referred to as the "hang and dry" method. Expose the flowers to warm, dry air in a dark location. The plant material to be dried is tied (several stems may be bundled together with an elastic band) and simply hung upside down in a warm, dark, dry place. The darkness helps preserve the flower color. Flowers dried in this manner should be cut just before being fully open. Depending on the flower, if it is hung too late, the petals will fall off. Depending on the weather, they will take one to three weeks to dry completely. They will be dry enough when they feel crisp to the touch.

Examples of flowers that preserve well by this method are baby's breath, cattail, statice, celosia, dock, goldenrod, heather and pussy willow. Flowers dried in this manner are extremely stiff once dried. Blue and yellow flowers retain their colors when air dried, but pink flowers fade. Roses and peonies shrink somewhat when air-dried.

## Pressing Flowers

This may still be the most popular or familiar method of preserving flowers. The plant material is placed between the pages of a book, which is closed and weighted. Special devices called plant presses give excellent results. (Presses, brand name "Micro-fleur", sell at craft shows for approximately \$45.00.)

Violets, pansies, larkspur and ferns preserve well when pressed in this manner. Also used have been Queen Anne's Lace, apple blossoms, coral belle, cedar twig.



# Recipes

.....

## Basic Crepe Batter

- |                                      |               |
|--------------------------------------|---------------|
| 2 fresh eggs                         | 1 cup milk    |
| 1 cup flour (all purpose, presifted) | pinch of salt |
| 1 tablespoon soft butter (melted)    |               |



### Directions:

In a mixing bowl, beat the eggs and add milk. Add the flour gradually, stirring constantly with a whisk until the batter is smooth. Add butter and salt and mix until the batter is as smooth as cream. If possible, refrigerate 24 hours before use.

Crepes can be filled with just about anything. We make some main course and dessert suggestions. Makes 16 to 20 crepes.

.....

## Chicken Crepe



- |                             |                            |
|-----------------------------|----------------------------|
| 1 pound mushrooms, chopped  | 2 tablespoons grated onion |
| 2/3 cup butter              | 6 tablespoons cornstarch   |
| 2 teaspoons salt            | 1/2 teaspoon white pepper  |
| 1 cup half-and-half         | 2 cups whipping cream      |
| 4 cups diced cooked chicken | 1 cup chopped walnuts      |

### Directions:

Sauté mushrooms and onions in butter. Blend in cornstarch, salt, and pepper. Add half-and-half, cream; cook, stirring until thickened. Add chicken and heat to boiling, stirring occasionally. Stir in nuts. Remove from heat. Spoon some of the chicken mixture on the centre of each crepe. Fold two opposite sides over the filling. You'll have enough filling for 16 crepes.

.....

## Almond Desert Crepes

To make the filling for 8 to 10 dessert crepes:

- |                         |                             |
|-------------------------|-----------------------------|
| 1 cup sugar             | 1/4 cup flour               |
| 1 cup milk              | 3 eggs                      |
| 1/2 cup chopped almonds | 3 tablespoons butter        |
| 2 teaspoons vanilla     | 1/4 teaspoon almond extract |

### Directions:

Combine sugar and flour and add to the milk. Cook, stirring until thickened and bubbly. Beat eggs slightly and add them a little at a time to the milk mixture. Cook until boiling. Remove from heat. Beat until smooth. Stir in chopped almonds, butter, vanilla, almond extract. Cover with wax paper and cool. When cool spoon into the centre of the crepe and fold over the sides or roll the crepe. Top with cherry sauce.

### Cherry sauce:

We use the prepared cherry pie filling and add a dash of nutmeg or cinnamon. Add lemon juice if the filling is too thick.





## *Helpful Internet Websites*

.....



This list contains Internet Websites that provide suggestions for a variety of resources for women's ministries. These sites were active as at October 2003. While not all are specifically geared to women, they contain material useful for your women's ministries.

**[www.sonlife.com/women](http://www.sonlife.com/women)**

Ideas, training opportunities

**[www.christianwomentoday.com](http://www.christianwomentoday.com)**

Resource

**[www.womenoffaith.com](http://www.womenoffaith.com)**

Resource

**[www.womensministry.net](http://www.womensministry.net)**

Leading resource for leading women

**[www.leadingwomen.ca](http://www.leadingwomen.ca)**

National Leadership Conference for Women, 2004

**[www.womenalive.org](http://www.womenalive.org)**

Impacting Canadian Women for Christ

**[www.evangelicalfellowship.ca](http://www.evangelicalfellowship.ca)**

Bringing Christians together for greater impact in mission, ministry and witness.

**[www.c-a-s-e.net](http://www.c-a-s-e.net)**

Canadians Addressing Sexual Exploitation

**[www.wicc.org](http://www.wicc.org)**

Women's Inter-Church Council of Canada

**<http://home.att.net/~offfourrockers/index.html>**

Support group for Grandparents as parents.

**[www.grandparentsandmore.com](http://www.grandparentsandmore.com)**

Support for grandparents as parents

**[www.abuseofwomen.org](http://www.abuseofwomen.org)**

Task force which offers education and support to reduce violence

**[www.workplaceinfluence.org](http://www.workplaceinfluence.org)**

Starting up a workplace women's ministry

**<http://puzzlemaker.school.discovery.com>**

Website for creating word search puzzles

**[www.onlineplaygroup.com](http://www.onlineplaygroup.com)**

Resource for finding, starting and managing a playgroup or parents organization

**[www.familymanagement.com](http://www.familymanagement.com)**

References and resources for the whole family – preschool to seniors

**www.christianitytoday.com**

Church resources, sections for women, parenting, Christian life, Christian women's chat room, NIV Bible search and Bible reference tools.

**www.leadershipjournal.net**

Find Women's resources under "teaching/training - especially for women".

**www.firstplace.org**

Christ-centred weight loss program. You can order a group starter kit.

**www.christianfpi.org**

Christian financial planning

**www.fundraising.com**

Fund-raising ideas

**www.familylife.com**

Life changing resources for the family.

**www.ministryinmotion.net**

How to develop gifts and skills for volunteer ministry so that every believer becomes active in Christian service.

**www.navpress.com**

Click on "books-browse books-women" and you will find many resources relating to women's issues.

**www.momsintouch.org**

Information on how to start a Mom's in Touch prayer group.

**www.outreachmarketing.com**

The mission of Outreach Marketing is to further the kingdom of God by empowering Christian churches to reach their community for Jesus Christ.

**www.waymakers.org**

Information on prayer and prayer walking.

**www.faithweaver.com**

This site contains Christian education ideas for use in a variety of activities, such as women's Bible studies and other settings in the corps.

**www.lifeway.com**

Click on "Ministry Leader - women's ministry ideas" for ideas on young women's ministry, planning women's events, starting a women's ministry and woman to woman mentoring.

**www.crcpublications.org**

Click on "Faith Alive - women's ministries" for more resources. Some materials are available in Spanish and Korean.

**www.howardpublishing.com**

Christian books, videos, recordings, audio tapes.

**www.bible.crossdaily.com**

Search the Scriptures featuring a number of Bible translations. This site also has graphics and games.

**www.christart.com**

Christian clipart, images and links to other Christian clip art sites.

# *The Smorgasbord*

.....

Drama by Gwennyth Redhead

The parables of Jesus continue to provide a rich source of material for the Christian dramatist. Their themes remain as fresh today as ever, and while the cultural context may have shifted somewhat, they prove remarkably easy to bring into modern times. Certainly this one does – the parable of the banquet. Today more than ever we find life becoming crowded and busy. There are work and leisure possibilities made possible by technology that our forebears couldn't have guessed at. So to be reminded of the importance of the invitation, the call of God, is all too timely.

Pamela, a super-efficient secretary of Mr. Devine, is called in to undertake a task – ring his associates to invite them to a top-shelf, no-holds-barred smorgasbord. She gets plenty of excuses – delicate real estate negotiations, new Mercedes, just back from honeymoon – but no takers. So Mr. Devine tells her to get people in off the street, to go into the roads and bring in vagrants. After all, it's his party, and if the invited guests don't want to come, he'll invite people who do.

Sobering, isn't it?

**SUGGESTED TOPICS:** Luke 14:15-24 (parable of the great feast); priorities; responding to God's call; busyness of life

**CHARACTER:** **Pamela** the ever-so-efficient secretary of Mr. Devine

**PROPS:** desk and telephone; notepad and pencil. The desk and telephone can be mimed if necessary.

**COSTUME:** Smart work clothes

*Lights up on an office. A small desk sits to one side, with a telephone on it. Enter PAMELA quickly, as if in response to a summons. She carries a pencil and notebook, and moves to the side of the stage opposite the desk, where we imagine her boss to be seated in his larger and far more impressive desk.*

## **PAMELA:**

You called, Sir? Oh, you've just had another great idea. That's splendid. You're going to throw a party? May I ask where to? *(pause)* Just my little joke, sir! What kind of party is it to be this time? A pool party with mermaids, or ... Oh, I see, a smorgasbord. A plain ordinary smorgasbord. *(flustered, as if trying to calm an irate boss)* No ... I mean, yes ... Yes, I do agree sir. Nothing you ever do is plain or ordinary. Yes sir, I can quite imagine that this will be the most stupendous smorgasbord there has ever been. And who would you like me to invite, sir? Everyone on the guest list. I thought as much.

No, no problem sir. And when is it to be held? Tonight. Yes, I quite realize there is no time to be lost. I'll start phoning immediately, sir.

*Moves away to the desk and flips through notebook as if looking for phone numbers, then picks up the phone and dials.*

Cynthia? Hello. This is Pamela Mr. Devine's secretary. Just calling to invite you to a great smorgasbord he's hosting this evening ... Oh, I see. You're very busy finalizing some real estate deals. Just at the tricky stage in negotiations. Yes, I'm sure Mr. Devine will understand. Good-bye.

*Looks up another number and dials*

Michael? How are you? Remember me - Pamela, Mr ... yes, that's right. I'm fine, thank you. You've just bought a new Mercedes? That's pretty awesome! Yes I'd love to come for a spin sometime ... but my reason for calling is to invite you over for a smorgasbord tonight. No, not at my place, at my boss's. Oh, I see, you'd love to come but you'll have to take a rain check. Yes, I can quite understand you wanting to give your car a trial run tonight. Bye.

*Sighs, and turns up another phone number*

Martin? Hello, this is Pamela, Mr. Devine's secretary, calling to invite you to a smorgasbord this evening ... oh, you've just returned from your honeymoon. Well, congratulations! Yes, by all means check with your wife. (pause) She has other things in mind for this evening? Yes, I quite understand. Some other time.

*Replaces phone and turns as though Mr. Devine has just re-entered*

Sir, this is dreadful. You're going to have to cancel all your plans. No one will come. No one at all, sir. They all have very good reasons ...

I beg your pardon, sir? Me, sir? Yes, yes, I understand. You want me to go downtown, look down the back alleys for street people and invite them to your smorgasbord instead. (hesitates) Yes, sir, I'll ... er ... go immediately. (makes as if to walk off) Was there something else sir? (reacts) You can't be serious sir? If there's still room you want me to look along country roads too, and invite some vagrants in? If you don't mind me saying so sir, I know you've always been a generous person, but isn't this going a little too far? (pause, shakes head) Well, it's your house, sir. I hope you know what you're doing.

*Exits quickly as the lights go out.*

# *Tips for an Effective Telephone Ministry*

.....



## **Purpose**

Telephoning group members is a vital part of ministry. Personal contact is a means of showing love and concern for each person. The following suggestions will help make telephoning effective and rewarding. If the group is large, the telephone ministry could be shared among several servant – leaders.

## **When to call**

1. Call and welcome any new member to your group within the first week.
2. Try to call each woman, if possible, twice, or at least once a month.
3. Call each woman after she has been absent. Don't ask why she was not there. Just assure her that she was missed.
4. Call at a time you know will be best for them.
5. Call when you sense a special need in someone's life. Don't pry, just show that you care.
6. Call when someone has asked a question in class but there was not time enough to adequately discuss.

## **How to call**

1. Pray before each call. Ask the Holy Spirit to guide you in conveying warmth and interest, for wisdom in answering any questions that might be asked.
2. Be friendly. The main purpose of your calls is to get to know women better.
3. Be brief! When calls are limited to 5 – 10 minutes they do not become a burden for either you or your group members.

## **What to say**

1. Ask how she is enjoying the group, or study. If appropriate, ask if she is having any problems with the lessons. (Be prepared for an honest answer.)
2. If appropriate, comment on sharing she may have done in class, such as a special insight or interesting answer from the lesson, this will show that you are aware of her as an individual. (Make notes with names and dates as soon as possible after class to help you remember.)
3. Discuss prayer requests she has made or ask if she has a need she would like you to pray for. When someone shares a burden or need, praying on the phone can be very effective and comforting. (Keep all information confidential unless the person indicates she would like others to be informed.)
4. Inquire about families, children, hobbies, etc. Being sensitive to what she may or may not want to discuss.
5. Just be a caring friend. You are not a counselor. If you sense that one is needed, suggest a source.

Keep notes that will help you remember information and concerns in a notebook or on 3x5 cards. Review this information before you call to stimulate your interest in their needs.

## *Troubleshooting in small groups*

| Symptom                              | Problem   | Approaches   |
|--------------------------------------|---|--|
| Members come late                    | Group pattern to start late. Exact time not clear.  | Set definite time. Begin promptly. Discuss with group: "We're having trouble getting going. Is it too early? Are there conflicts?" Let members respond.  |
| Agreed-on preparation not completed. | Too much expected. Not clear how it relates to what group will do. Lack of commitment (may relate to being too busy and other priorities).  | Be realistic. May need to change expectations. Check to make sure group understands and agrees to preparation.   |
| Quiet Members                        | Questions asked are too hard or too easy: not enough observation questions asked. Not prepared. Lack of openness. Leader and others not handling silence, jumping in too quickly. | Follow sequence of observation before interpretation. Have quiet member read passage out loud. Remind members: "Verbal people need to hold back at times: quiet members need to force themselves to speak up." Direct questions to quiet person. On an application question, do a round where each person in the circle responds. Allow time after question for people to think. |
| Overly talkative members             | Outgoing. Doesn't like silence. Sees things quickly.  | Talk to privately. Mention that silence is needed after some questions to look and reflect. Ask help in drawing out others. (Suggest she ask, "What do some of the rest of you think?")  |
| Issue causing disagreement           | Verbal people "win out". Tangents. Not accepting differences.   | State ground rules. Try to stick to passage or subject at hand. Suggest they discuss problem after the meeting. Agree that there are differences of opinion on this. Ask: "On what grounds can we agree?" Avoid arguments.   |
| Always right members                 | Knows right way for everything. Knows only right interpretation of passage.   | Avoid arguing right and wrong with person. Put focus back on passage, to collect more data and summarize. Let facts clarify. Help group look for alternatives and see right person's frame of reference. "In what circumstances might Joan's interpretation hold true?"  |

| Symptom                             | Problem   | Approaches   |
|-------------------------------------|---|--|
| Disagrees                           | "But" is favourite word: "That's true, but ..." may hold group back from action or conclusions, causing group to stagnate.                    | Give feedback to disagreeer. "What exactly causes your hesitation?" Confront group with choice of holding back (no risks) or going ahead (with risk but also growth): "How can we get around this objection?"  |
| Pacing slow or fast                 | Too much time on some parts. Little interaction. Questions too simplistic (or too general). Full answers not sought. Application too general. | Plan time for each component. Move parts along with good transitions. Test study questions with a co-leader. Are they clear, open but not overly general? Ask for specifics in sharing. Push for all of answer "What else?"  |
| Conversational prayer stifled       | Lack of trust. New to members. Not aware of specifics for prayer.   | Spend more time building community and praying for needs. Pray in direct and specific statements or requests. Discuss conversational prayer, pray on one topic before moving to another. Respond to study in prayer.   |
| Group ingrown: no growth or mission | Purpose not clear. Study not motivating. Limited sense of growth in God's kingdom. Fear.  | Plan non-threatening activities to which you can invite others. Have active outreach when new members are added to and cared for by small group. Centre Bible study and worship on character of God, purposes of God, aspects of group life or life of the church. |
| Superficial sharing                 | Leader not setting example. Application not specific. Community building not challenging growth as a group.                                   | Plan community exercises carefully for stage of development. Ask for specifics in sharing. Be open and specific in own sharing. Meet in one-to-ones outside group for sharing and prayer.  |
| Members with ongoing problems       | Problems dominate group life. Member monopolizes group with personal crisis.  | Talk individually to the person, suggesting resources for help (counselling). Help group see its purpose, identify. (Church groups are not therapy groups). Continue in prayer and loving support.   |

## *Make the acquaintance of Joyce Huggett*

.....

Author review by Gwenth J. Redhead

I discovered Joyce Huggett when I moved back to the United Kingdom for four years in 1990. I began recommending her writings when I returned to Canada in 1994, and discovered that several were readily available, while others had to be ordered from the United Kingdom. Her books can also be ordered from the Internet.



Joyce is a gracious woman who has a uniquely personal way of exploring prayer, based on her own studies and meditations. She is a Retreat Speaker and a Mission Partner with Interserve. She and her husband have chosen to live in Cyprus in recent years. The simplicity of her life-style profoundly affects the depth of her insight into the Scriptures and prayer.

It is without hesitation that I recommend any book that bears her name, but I give below a list of those published relatively recently, which I have in my possession:

In "Praying the Parables" (1996, Eagle ISBN 0 86347 140 4) we are invited to 'let the story of the Good Samaritan and the Sower engage with our senses, emotions and personal situation.'

"Encountering God" (1995, Hodder and Stoughton ISBN 0 340 64263 7) contains thirty readings and exercises that take approximately 20 minutes each and can revitalise your daily time alone with the Lord.

"Finding God in the Fast Lane" is based on Brother Lawrence's classic "The Practice of the Presence of God", (1993, Eagle ISBN 0 86347 103X).

"God's Springtime" (1992, The Bible Reading Fellowship ISBN 00 7459 22336 4) contains daily readings, prayers and meditations for Lent. There is also a delightful cassette based on the book containing six meditations, read by Joyce.

Consider an investment of your hard earned dollars in reading that will refresh your spirit throughout the year.



# ***Women's Ministries Promotion Week and Sunday 2005***

## **DAUGHTER ARISE!**

*We will tell the next generation the praiseworthy deeds of the Lord.*  
Psalm 78:4

As promised, this year's Promotion Week resources are included with our resource binder, Cedar Springs. The Promotion Week section may be inserted at the front or back of the binder and photocopied for individual use if required. Posters and bulletin covers will be mailed out under separate cover in the new year.

We are grateful to the British Columbia Division, and Captain Rosa Moulton in particular for providing much of the material used, to Nancy Turley, Ontario North for the Bible Study and Major Debbie Graves, Alberta and Northern Territories Division for the Girl's Club idea and outline.

Keeping in mind that 2005 has been designated by General John Larsson as *A Year for Children and Youth*, we are reminded of our responsibility to the next generation.

The theme *Daughter Arise* or *wake up* challenges us to action. We need to *wake up* to see the many opportunities and needs that are all around us in our homes, families and communities. In the *Call to Action* section we would request that each woman commit to a new area of personal ministry and service for at least six months – a year. At the end of that period arrange a time for the women to share their experiences, blessings and the lessons they may have learned. Hopefully it will be just the beginning of wonderful ways the Lord is waiting to use each one.

Arise! Open your eyes and look at the fields! They are ripe for harvest.

The possibilities are endless!

God bless.

Margaret Hiscock

Lt. Colonel

Territorial Coordinator for Women's Ministries

# Daughter Arise

## Seven Day Scripture Reflection and Prayer: Qualities of a Godly Daughter

### Day 1 - INNER BEAUTY

**What Does God consider beautiful?** 1 Peter 3:4

God's idea of beauty is different from that in the world around us. Outer beauty depends on many things over which we have little control such as our DNA or wealth. Inner beauty is available to all regardless of our physical appearance or economic status.

**How can my words be beautiful?**  
Colossians 4:6; Proverbs 15:26

The more I reflect God and godliness the more I radiate his beauty.

**How can my actions be beautiful?** 1 Timothy 2:10

Beautiful conduct is the fruit of godly thoughts and character.

**Reflect on this promise from God**  
Proverbs 31:30

*Charm is deceptive, and beauty does not last; but a woman who fears the Lord will be greatly praised.*

#### **To Do:**

Monitor my actions and words this week. Check my attitude and motives.



#### **Prayer**

Lord, help me to present myself in a way that the beauty of Jesus may be seen in me. Help me to understand that beauty is from within the heart and my voice and conduct must imitate that of Christ. Amen

### Day 2 - CHARACTER

**Why is building character so hard?**

Romans 5:3-4; James 1:2-4

Developing a Christ-like character is a refining process that usually comes through the pain, trials, and testing of life's experiences. They cause us to recognize what is truly important, to depend more on God and to value His Word.



**Reflect on this promise from God**  
Matthew 5:8

*God blesses those whose hearts are pure, for they will see God.*

God has a wonderful way of blessing us with joy, peace and comfort through those difficult experiences. From what we learn during those times, we are able to help others. (2 Cor.1: 3 - 5) This refining process prepares us to enjoy God's holy presence for ever.

### **To Do:**

Continue to praise and trust God during difficult times. Use the lessons learned to encourage others.

### **Prayer**

Lord, I praise you for teaching me during adversity, strengthening my faith and developing in me character. Give me the faith to realize that I have victory in all circumstances. Thank you Jesus, you have given me hope and courage to face my problems. You are the victor over sin and death and I place my confidence in You alone. Amen

## **Day 3 - COMPASSION**

### **How does God show his compassion?**

Psalm 103:13

God's greatest demonstration of His compassion is seen in the life and death of Jesus. In the life of Jesus we see compassion as He fed the hungry, healed the sick and faithfully taught God's word, revealing the loving heart of the

Father in a way never seen before. God allowed His Son Jesus to die in our place to rescue us from the death our sins deserve.

### ***How can I show compassion to others?***

2 Corinthians 8:9

Because of His great love for us, Jesus gave up his most high position to come to earth as a servant to all. To respond as Jesus did means forgetting our own needs, comforts and desires and reaching out in loving deeds of kindness to those around us. It involves leaving our comfort zone.

### **Reflect on this promise from God** Psalm 72:12

He will rescue the poor when they cry to him; he will help the oppressed, who have no one to defend them.

### **To Do:**

Seek out those who need help and show genuine love by assisting and caring for them in practical ways.

### **Prayer**

Lord, I praise you because you are aware of all my needs and you are able to meet them in ways I cannot understand or comprehend. Help me to be more sensitive to the needs of others. Open my eyes and then open my heart so that I might demonstrate compassion to those around me. Amen



## Day 4 - FAITH

### Why should I have faith in God?

Hebrews 11:6; John 5:24;  
Galatians 5:22

Faith is placing our complete trust in someone or something. We can trust God in this way because He is worthy of such trust and utterly dependable. He has proven faithful according to His Word for thousands of years even to people who have not been obedient or faithful to Him. His solution for the sin in our lives is for us to believe (have faith) in His Son Jesus who came as an atoning sacrifice for our sin. This saving faith is the only Way to God and eternal life.

**When I'm struggling in my Christian life and have doubts, does it mean I have less faith?**  
2 Peter 1:1-9

Many people in the Bible whom we consider to be "pillars of faith" had moments of doubt. The key is to never give up. Faith is strengthened by focusing on the promises of God and His faithfulness, not on our doubts and struggles. These Scripture verses in 2 Peter suggest ways to help us grow strong, effective and productive in our knowledge of Christ.

**Reflect on this promise from God**  
Acts 16:31

*They replied, Believe on the Lord Jesus and you will be saved, along with your entire household.*

### To Do:

Make a list of things that cause doubt and against each one write a promise of God.



### Prayer

Lord, help my doubt and unbelief. I take my list and place it in your worthy hands. Help me to focus on your faithfulness, to trust in your magnificent power and the truth of your word to change my life. Amen

## Day 5 - OBEDIENCE

**Is obedience to God really necessary since we are saved by faith?** Deuteronomy 10:12-13; Philippians 2:12; Titus 1:16

Obedience is putting into action God's saving work in our lives. If we are disobedient to God, our claim that we know him is meaningless.

**In what ways does God want us to obey him?** Deuteronomy 5:32, 1 Samuel 15:22

God has given us specific commands to obey, as well as principles to guide us. He desires for us holiness of life in our thoughts, words and deeds. He gave us His Son as an example of an obedient life. He has given us His Holy Spirit to help us know and do what it right.



**Reflect on this promise from God**  
Exodus 19:5

*If you will obey me and keep my covenant, you will be my own special treasure from among all the nations of the earth; for all the earth belongs to me.*

**To Do:**

Ask God to reveal anything in my life that is an act of disobedience, then pray for forgiveness. When faced with choices and decisions, I will ask the Holy Spirit to help me know what is pleasing to God and not just my own desires.

**Prayer**

*Lord of all wisdom and truth, you know my actions and movements and thoughts. Cleanse me from all unrighteousness and create within me a new spirit pleasing to you alone. Help me to resist the temptation of selfishness. Amen.*

## Day 6 - SERVICE

**What are some requirements for serving God?**

Psalms 2:11; Matthew 6:24;  
Romans 7:6; Galatians 5:13

Our service comes from an undivided heart out of respect and reverence for who God is and what He has done for us. The Holy Spirit helps us to serve with love, humility and right motivation.

**How can I have a servant heart?**

Philippians 2:5-9; Romans 6:13;  
Luke 1:38; John 13:4-5,14-15

Serving God is best expressed by how we serve others. Though Jesus is King of kings and Lord of lords, he was willing to do lowly tasks of service for the good of others. A servant heart must be first emptied of self, submitted to Christ, placed at His disposal, and willing to humbly serve others in His Name. Mother Teresa is a well known example of a servant heart.

**Reflect on this promise from God:**

Mark 10:43-44



Among you it should be quite different. Whoever wants to be a leader among you must be your servant, and whoever wants to be first must be the slave of all.

**To Do:**

Commit to be available to serve God in my church, school or community and ask Him to show me opportunities where I can be of service to Him. No task will be too small if it is done in His name and for His glory.

**Prayer**

Lord, You said that You have chosen us and ordained us that we should go and bring forth fruit and that our fruit should remain, that whatever we shall ask of the Father in Your name, He will give to us. Lord give me a servant's heart and eyes to see the needs of others. Amen.

## Day 7 - THANKFULNESS



### **What are the benefits of being thankful to God?**

Psalm 50:23, Psalm 92:1

Being thankful to God honours him. It also opens our hearts to recognize all that He has done for us. A thankful heart is better able to see and appreciate more fully the salvation God has provided.

### **How can I express my thankfulness?**

Psalm 111:1-2, Colossians 2:7; 4:2

We show thankfulness to God through prayer, through a grateful heart, through singing and praise, by living as we should and serving others.

### **Regardless of circumstances, for what can I always be thankful?**

Psalm 138:2-3; 2 Corinthians 9:15

Our circumstances may change but God is still the same. He is just as worthy of thankfulness and praise whether we experience joy or sorrow. We can still thank him for His love and faithfulness, for His Name which is above every name, for His Word which is dependable and for answered prayer. Thanking God in all circumstances opens a door to receive the blessings He is waiting to give us.



### **Reflect on this promise from God:**

1 Chronicles 16:34

**Give thanks to the Lord,  
for He is good! His faithful  
love endures forever.**

### **To Do:**

Begin a *Gratitude Journal* and record at least one thing each day for which I am grateful. This will remind me to express my thankfulness to God.

### **Prayer**

*Lord, I thank You for being good and just and for who You are. Thank You for Your love and for Your faithfulness, for sending Jesus and His mercy. Thank You for victory over death and for keeping Your promises. Amen.*

# Two Daughters Who Need Jesus

Bible Study by Nancy Turley

Luke 8:40-8:56

Mark 5:21-43

Luke is the only Gentile writer in the Bible. His gospel tells us more about the women in Jesus' life than any other Gospel. It is believed that Luke had a special interest in the way Jesus interacted and responded to women.

## Context of the story and characters:

The Jewish leaders of the day had told the people that Jesus was a fraud and told the people to have nothing to do with him. One of these Jewish leaders seeks out Jesus. Jairus was a ruler of the synagogue, yet he came in humility and desperation as he fell at the feet of Jesus pleading for his 12 year old daughter.



Luke 8:40-42

Review the previous few chapters of Luke to discover why Jairus would have come to Jesus with his request for his daughter.

During this study, answer the questions and take some time to reflect on your own need for Jesus

## 1. What were some of the risks for Jairus to come to Jesus in this way?

Another desperate person comes to Jesus. This Jewish woman had suffered for 12 years with an issue of blood. Her medical condition was not curable by human standards (Luke the doctor paid special attention to this). This condition made the woman ceremonially unclean, leaving her ostracized from society. Every area of her life would have been affected by this condition. She would have been shunned by her husband physically, she could not have children, everything she touched was considered unclean and her condition prevented her from entering the temple to worship.

*Desperately, she came to Jesus.*

**A THOUGHT TO PONDER:**  
Are there things in life worse than death?

## 2. Whose problem was more serious?

**3. If Jesus knew that Jairus' daughter was dying, why would he take the time for this woman's concern that had existed for 12 years?**

Read Luke 8:43-47

For 12 years this woman had tried everything, every cure and doctor so that she could be well. Perhaps there are times that we also try everything else before we come to Christ for healing our lives need. But this woman must have heard about Jesus, even from a distance about his ability to bring healing. So she entered the crowd.



This woman had enough faith to believe that if she could just touch the hem of his garment, she would be healed. She reached out to the Messiah in absolute faith. Jesus immediately felt the power go out of him and she was healed.

Sometimes we will allow the crowd to prevent us from coming to Jesus. But this woman had heard about Jesus and knew that she could not let the crowd keep her away from Him.

**4. Were there others in the crowd who also needed healing but didn't reach out to Jesus?**

Jesus knew that this would be a touch of faith.

**5. Why do you think Jesus had this woman come forward to tell this crowd what the Christ had done for her?**

Jesus asked... *Who touched me?* (vs. 45). This seems like a silly question because of the crowds yet Jesus knew that this was a deliberate touch of faith. In Mark 5:32, we are told that Jesus kept looking around to see who touched him. He didn't want this to be a nameless act.

Jesus wanted to see this woman because He is a personal God who looks deep within our lives.

She came trembling before Jesus (read vs. 47a).

**6. When was the last time that you trembled in His presence?**

THOUGHT TO PONDER:  
Whenever we come into His presence, we want to tell others all that He has done for us. (read vs. 47b).



**7. Is it possible that Jesus knew that this had to be public so that she could return to a normal life?**

**8. Do you think this healing had any meaning for Jairus?**

Jesus reminds this woman, that her faith has made her whole. *Daughter, your faith has healed you!* This is the only woman in the entire Bible that Jesus calls Daughter.

**9. Why do you think He used daughter instead of sister or friend or beloved?**

THOUGHT TO PONDER:  
I wonder if Jairus was thinking... what about my daughter? Are you going to heal her too?

Jairus, must have been frantic as Jesus seemingly took His time to come to see his daughter. At almost the same moment this new daughter was healed Jairus received word that his own daughter had died. (vs.49)

**10. Did healing this woman cost Jairus his daughter?**

**11. Did Jesus use this situation to get the attention of the synagogue leader (Jairus)?**

**12. What is the lesson for Jairus?**

THOUGHTS TO  
PONDER:

How often do you question God's timing when you come to him with your requests? Are you able to keep trusting Jesus, even if things seem to get worse?

Jesus responds to Jairus *Don't be afraid; only believe and SHE SHALL BE MADE WHOLE.* Jairus is reminded that his greatest fear must be confronted by faith. Even though his situation got worse, Jairus still walked the rest of the way with Christ.

**13. How was this a walk of faith?**



When Jairus brought Jesus to his home, he faced the ridicule of his friends (vs. 53) Still, Jairus brought Jesus to his family because Jairus realized that only Jesus could bring hope to a hopeless situation.

Jesus and Jairus continue on to his house where Jesus "took her by the hand and called, saying, *Little girl, get up.*

**14. Would Jairus have come to Jesus without this test in his life?**

THOUGHT TO PONDER:  
What about you? What will it take to walk in faith with Christ?

These two people came from extremes in this society. Consider their differences:

**Jairus**

- a significant Jewish man
- a leader in the synagogue
- came pleading for his daughter
- his daughter had been healthy for 12 years
- his daughter died
- Jairus's need was public, everyone knew his plight
- Jairus loved his daughter
- *Tell no one*

**The Woman**

- an unknown, anonymous woman
- prevented from worship
- came out of her own need (no one else would come on her behalf)
- the woman had been sick for 12 years
- the woman was made whole
- the woman's need was private
- Jesus called her daughter, expressing his profound love for her
- Showed everyone

**CONCLUSION:**

**Maybe they weren't so different.....**

Both

- trusted Christ
- Jesus met his/her need



## Seven Day Action Plan

### *Daughter Arise! Do What You Can!*

Scripture: *From him the whole body joined and held together by every supporting ligament, grows and builds itself up in love, as each part does its work.* (Ephesians: 4:16)

A lady in her senior years while talking to her Pastor confessed that she felt quite useless. She could no longer do many of the things she had previously done in the church. *I know praying for people is important, and I do that, but I miss being able to do things.*

*Tell me something you enjoy doing that you can still do?* He suggested.

*Let's see.....I love baking!*

*Well, then you can bring some of your baking to church fellowships?* And she did. Then some of the younger women wanted to know how to make the cookies and breads she brought and this led to teaching small groups of interested women to bake. This continued for some time until interest waned, and she found it more of an effort to bake and soon began to feel useless again.

When expressing this to the pastor again, he asked if there was anything else she loved to do. This took a little longer to think about

until she said half jokingly, *Well, I can still talk.* And so the pastor gave her a list of lonely people who needed someone to talk to and she began a very rewarding telephone ministry.

Perhaps younger women feel restrictions of time rather than health. But we all have things we enjoy doing or making. Identify what it is you love to do and ask God to show you how you can use it. Cook a meal, bake cookies, take someone shopping.



### *Daughter Arise! Be a Daughter to Someone*

Maxine Demmler of Victoria, British Columbia experienced the frustration of living far away from her parents and often wished she was close enough to have lunch with them once a week and be there to provide immediate support and assistance when they needed it. She came to realize there must be other people across Canada in a similar situation with parents living in Victoria. From this, Dial-A-Daughter was born!

For a small fee, Maxine works with family members to ensure loved ones are receiving the care and support they need when their children are too far away to be there physically for them. See [www.dialadaughter.ca](http://www.dialadaughter.ca) for details of this beautiful and valued service.

## *Daughter Arise Be Known for your Kindness*

The concept behind this small business is gripping. What opportunities for Christian women to serve the Lord by being a *daughter* to some parent(s) whose children are too far away to give the kind of practical support they need! Without the fee, of course!

Ask the Lord to lead you to someone He wants you to help.

In Acts 9:36-42 we read of a woman called Dorcas (or Tabitha) *who was always doing good and helping the poor*. She was known and appreciated for making clothing and giving it to widows. How wonderful to be known and remembered for your kindness. Try to do a kindness for someone every day!



Some ideas:

- When buying your child's back-to-school supplies, get an extra set for a needy child.
- Offer to go for a short walk with an elderly neighbour.
- Write a note to a friend thanking her for some special way she has blessed and enriched your life.
- Take a meal to someone who recently lost a loved one.
- Put a quarter/looney into someone's expired parking meter.
- Give a McDonald's gift certificate to a homeless person

*But the fruit of the spirit is love, joy, peace, **kindness**, goodness, faithfulness, gentleness, and self-control. Against such things there is no law. (Galatians 5:22-23)*

Helpful books that may be available at the library or bookstore:

*It Takes More Than Love: A Practical Guide to Taking Care of An Aging Adult*  
By Anita G. Beckerman and Ruth M. Tappen

*Long Distance Caregiving*, by Angela Heath (1993)

*Caring For Your Aging Parents*, by Kerri S. Smith (1992)

*A Care-Giver's Guide*, by Jill Watt (Self-Counsel Press, 1994)

*Changing Places: a Christian's Guide to Caring for Aging Parents*, by Betty Benson Roberson

*Caring for Your Aging Parents, When Love Is Not Enough*, by Barbara Deane

## *Daughter Arise! Sponsor a Daughter/ Child*

There was a little boy in South America who was put out of his home to live on the streets from four to ten years of age. Surviving was a daily challenge. Then he met The Salvation Army and was placed in one of our children's homes and sponsored by a Canadian couple who paid for his education. He had a lot of catching up to do. Today he is a Territorial Commander with a deep understanding and appreciation for Salvation Army homes for children, for the people who run them and for those who sponsor them.

There are hundreds of children around the world today, especially girls who will have no opportunity for education, jobs and often food, without our help. Most of us can sponsor a child, or share the cost with another family, or church group. See Cedar Springs 2003 A-8 for details.



*Matthew 25:40 Whatever you did for one of the least of these brothers of mine, you did for me.*

## *Daughter Arise! Be a Friend*

In Luke 8: 42(b)-48 we read of a woman who was isolated, ostracized and perhaps friendless because of the stigma associated with her physical ailment. She was considered *untouchable*.

There are many women all around us who because of their emotional, mental, physical or spiritual condition feel isolated and alone. Some of them might slip in and out unnoticed in our churches, they might be found visiting our family services offices, our addiction programs, our shelters or even living next door. Let's place ourselves close enough to them so that they can timidly reach out to us. We can volunteer a few hours in places where they might be found, and look for them at church and as we go about our daily lives. Following the example of Jesus - take the time, go out of your way to befriend someone's daughter, someone's mother, someone's sister. Luke 6:31 *Do to others as you would have them do to you.*



### **Books:**

*The Road to Day Break and The Wounded Healer* by Henri Nouwan

## *Daughter Arise! - Become a Mentor*

A Mentor, according to the dictionary, is an experienced and trusted adviser.

*Mentoring is much more than simply teaching and/or training. It is investing time and prayer. It is building relationships and investing emotionally in the transfer of values, skills and attitudes.* Ted Engstrom

*Mentoring is a ... relationship in which a mentor helps a protégé reach her (or his) God given potential.* Bob Biehl

The Bible has several examples: Paul and Timothy, Barnabas and John Mark, Ruth and Naomi. It is interesting to note that in the life and ministry of Jesus, He taught His twelve disciples, He coached three - Peter, James and John but He poured Himself into one - John.

Ask the Lord to bring someone your way who needs you to mentor her. And/or, perhaps there is someone who could be a mentor to you. We need each other, we learn from each other. God places people in our lives for a purpose. Let's not miss it!



### **Books:**

*Women Mentoring Women* by Vickie Kraft, Moody Pub.

*Woman to Woman - Preparing Yourself to Mentor*, by Edna Ellison & Tricia Scribner, New Hope Publishers

*Finding a Mentor, Being a Mentor - Sharing Our Lives as Women of God*, by Donna Otto, Harvest House Publishers

*The Heart of Mentoring - Ten Proven Principles for Developing People to Their Fullest Potential*, by David A. Stoddard & Robert J. Tamasy, New Press

*Successful Youth Mentoring - 24 Practical Sessions to Impact Kids' Lives*, by Keith W. Drury, Group Publishing

*Growing Godly Women - a Christian Woman's Guide to Mentoring Teenage Girls* by Donna Green, New Hope Publishers

Mentoring in leadership development: - *Creatively Developing Women in Ministry*, pages 16 and 17

*Cedar Springs 2003, C-1-2 Peer Mentor Focus Groups.*

## *Daughter Arise! Influence the Next Generation*

Scripture: Psalm 78:3-4; 5-7  
*Things we have heard and known,  
things our fathers have told us. We  
will not hide them from their  
children; we will tell the next  
generation the praiseworthy deeds  
of the Lord, his power and the  
wonders he has done ... He  
commanded our fore-fathers to  
teach their children, so the next  
generation would know them, even  
the children yet to be born, and  
they in turn would tell their children.  
Then they would put their trust in  
God and would not forget his deeds  
but would keep his commands.*

More than ever before, a whole new generation is growing up with little or no knowledge of God. Statistics show fewer and fewer families attend church or have a belief in God. Much of what people consider *knowledge of God* comes from TV and movies: *the force* in Star Wars, in Lord of the Rings or Harry Potter. At best it is a mixture of new age, occult and eastern and ancient religions, or someone's imagination. Our life on earth is such a small window of time in which to share the truth of the Gospel. If we don't, who will?



# *But Jesus called the Children*

Sermon Outline

## **Your Introduction**

### **Teaching Children**

Deuteronomy 6: 4-9

- A. Required by God v. 1; 6-7
- B. Responsibility of Parents
  - When v. 7
  - How v. 8

### **Valuing Children**

Matthew 19:13-15; Mark 10:13-16; Luke 18:15-17

- A. Example of Jesus
  - He was not too busy for them. Matthew 19:14
  - He called them to Him. Luke 18:16
  - He held them. Mark 10:16
  - He blessed them. Mark 10:16
  - He warned those who led them astray. Matthew 18:6-7
- B. Responsibility of Parents
  - To bring their children to Jesus.

## **Learning from Children**

Jesus used children as examples for us in:

- A. Faith
  - Children display an attitude of
  - Openness and receptiveness
  - Unquestioning trust
  - Dependence

Contrast with stubbornness of the religious leaders.

- B. Humility Matthew 18:1-7; Luke 9:46-48; Mark 9:33-37

Contrast with disciples ambition for greatness

## **Your Conclusion**





# ***Cherished Memories***

Special Event - Mother and Daughter Evening

Scripture: Proverbs 31

## **Suggestions for Decorating:**

### **Colors**

Ivies, ferns, sunflowers

### **General**

Some antiques: butter churn, antique sewing machine, spinning wheel, baby carriage, wringer washer.

Or objects from the mothers' or daughters' childhood.

### **Focus table**

Hats, ladies' gloves, jewellery box, photos in frames, book etc. Add pieces of lace and a small flower arrangement around an old family Bible. Check local thrift store for some of these supplies.

### **Table Centers**

For round tables – a few pieces of greenery in the center, candles in the middle with flowers placed around them.

For long tables – a garland of greenery down the center with silk or dried flowers scattered along it. Some mementos such as jewellery boxes with costume jewellery hanging out, picture frames, porcelain figurines, small clocks, lace gloves etc. may be added.



## **Childhood Toy Display**

Skates, board games, children's books, stuffed animals, dolls, tricycle may be placed near or on a small child-sized table.

## **Icebreaker**

Best/Worst Advice: Depending on the size of the group have women tell the best or worst advice their mother ever gave them. For large groups, select several to share or if at round tables, have those around the table share with one another.

## **Music**

Include a variety of music suitable for all ages.

- Soft, background music adds to the atmosphere.
- Special music by a mother and daughter team, if possible
- If a number of younger children are present, they could sing.
- Older children could sing or do a choral reading of the selected Scripture.



## **Favors**

Chocolate Treasures – tie up chocolate coin candy in a tulle circle with ribbon and use a hang tag that could say *Memories are treasures* and on the other side the theme, date, church name etc.

Other *memento* favors could include small photo albums, small diary/journal. See dollar stores.

### Door Prize Suggestions

- Gift certificate for a family portrait
- Large photo album
- Picture Frame
- Scrap-booking gift basket
- An album to start your own memory book

### Feature – Family Portrait

Have a corner of the room set up with suitable backdrop and lighting, and someone assigned to take digital photos of mother and daughter(s) - maybe even some with 3 or more generations, throughout the night. If possible have them printed and in a dollar store frame by the end of the evening. A small fee can be charged to cover costs or given free, according to budget.



### Menu

Choose some favourite home style meal, keeping in mind the younger children who may be there. For dessert, cup-cakes, ice cream and toppings are favourites with everyone.

### Fun time

Have a number of small inexpensive items to give away to ladies/children who qualify by meeting such criteria as being the oldest or youngest person present, having the most children, grandchildren, great grandchildren etc. who has a family picture in her purse, is wearing pearls, rubies, family ring, wearing a hat etc.

If there are young girls present include appropriate criteria and gifts for them. Keeping in mind that more than one person will qualify, be sure to have lots of give-aways.

### Special Feature: Testimonies

One of the mothers, or an invited guest might share how God has helped her as a mother.

Or a daughter could give tribute to her mother's godly influence.

### Devotional Time

Have someone prepare and share devotional thoughts on several of the characteristics of the Proverbs 31 woman. (see list on next page)

Liz Curtis Higgs has a delightful video based on this passage of Scripture, *Only Angels Can Wing It*.

## Proverbs 31 Woman

|                            |                   |
|----------------------------|-------------------|
| 1. Virtue                  | Proverbs 31:10    |
| 2. Faithfulness            | Proverbs 31:11    |
| 3. Reverence               | Proverbs 31:12    |
| 4. Goodness                | Proverbs 31:12    |
| 5. Willing Worker          | Proverbs 31:13    |
| 6. Good Manager            | Proverbs 31:14,15 |
| 7. Industrious             | Proverbs 31:16    |
| 8. Strength                | Proverbs 31:17    |
| 9. Endurance               | Proverbs 31:18    |
| 10. Well Rounded           | Proverbs 31:19    |
| 11. Charitable             | Proverbs 31:20    |
| 12. Provider               | Proverbs 31:21    |
| 13. Well Dressed           | Proverbs 31:22    |
| 14. Wife of a Good Husband | Proverbs 31:23    |
| 15. Good Business woman    | Proverbs 31:24    |
| 16. Honorable              | Proverbs 31:25    |
| 17. Wise                   | Proverbs 31:26a   |
| 18. Kind                   | Proverbs 31:26b   |
| 19. Good Mother            | Proverbs 31:27a   |
| 20. Busy                   | Proverbs 31:27b   |
| 21. Praiseworthy           | Proverbs 31:28    |
| 22. Attains or Excels      | Proverbs 31:29    |
| 23. Fear of the Lord       | Proverbs 31:30    |
| 24. Fruit bearing          | Proverbs 31:31    |



# Created for Noble Purposes

Mid Week Women's Program

***An instrument for noble purposes, made holy, useful to the Master and prepared to do any good work. 2 Timothy 2:21***

## DECORATIONS AND FOCUS CENTER IDEAS

### The Master Potter/Village Scene

#### Background

Palm trees and plants. If possible – a mural set in Bible times with women carrying water jugs etc.

#### Focus center

A small potter's wheel, soiled towels, water bowl and clay, making it appear as if someone has just been working there. *If potter's wheel not available use wooden lazy-susan on table with a large vase/jar on it.*



#### Potters House

A doorway with a small table in front, lots of pottery, vases, dishes etc. displayed.

#### Marketplace

Have a small tent or canopy with some tables in front displaying pottery, vases, baskets and fabrics etc. as props. You may add baskets of fresh fruit, fresh herbs, flowers. If you have sale items, cookbooks, baked goods etc, this would be a good place to set them up. Also, if your speaker has books or tapes to sell, she could have a table set up at the marketplace.

#### Make a Well

In Bible times, jars were often used to carry water. Either make a mural of a well scene, or stack some bricks or mountain rock for a well with a jar or two next to it, with plants/greenery etc.

#### Table Centers

Over any type of table covering, place pieces of fabric in browns or deep plums. In the center place terra cotta pots with flowers of your choice. If the pots are large, they can be turned on the side with flowers/greenery spilling out. Place broken pieces of pottery around. The pots may also be nestled in burlap.

#### Table Favours:

- *Miniature Vases* purchased from dollar stores. Tie a ribbon or raffia around with program and Scripture or theme verse on a hang tag.
- *Tiny Terra Cotta pots* may be filled with wrapped candy. Tie a ribbon around with hang tag of event information. A small flower or design may be painted on the pots if desired.



#### Refreshments: To reflect Bible days

Fruit and/or vegetable platters  
An arrangement of dried fruit, figs, assorted nuts

Baked fruit cake, date or banana breads  
Assorted cheeses, grapes and crackers

### **Create Invitations**

State theme, time and place.  
Remind ladies to bring a friend.

**Prizes:** A door prize, and something small for the icebreaker game.

**Name Tags:** Brown or tan card stock in the shape of pottery vases, which may be decorated with fabric paint near the top or bottom, leaving room for the name.

### **PROGRAM:**

#### **Welcome.**

Welcome all ladies. Ask those who brought friends to introduce them. Introduce yourself and the ministry if you meet regularly. Provide a program of the evening's events, including the words of any songs to be used.

#### **Icebreaker**

Ask in advance for some women to bring pottery pieces they might have and share briefly who gave it to them, the occasion and what they use it for.

**Ice Breaker Game:** A simple attention getter. Just read the following story and the ladies add or subtract for

their answers. Provide small pieces of paper and pens to help them keep track during the story.

Give a small prize for the lady with the highest score.

#### **Ice Breaker Game**

*This is a rather peculiar game. It really does not have a name.  
It's simple to play as a game should be.  
Just do as you're told and you will see.  
So now if you'll please give your attention,  
we'll put an end to this suspension.  
In the end, whoever scores the most, will receive a prize of which to boast.  
Now since you're all fashionable girls, give yourself 5 if you have any pearls.  
You may add 3 if your toes peek out, and earrings will give you 2 more to shout.  
Score yourself 5 if you show any red. Add 6 more for a curl on your head.  
Now before you think you are going to win take away 2 for each safety pin.  
Give yourself 6 if your pants are tight. Add 1 for a scarf, which is just about right.  
Add 5 more if your shoes are black, and take away 3 for a zipper in back.  
Now count all your buttons, for each you get 2 and take away 1 for each button that's blue.  
Give yourself 5 if your heels are high, and why not take 10 for the green in your eye.  
10 more points for a rose on your clothes.  
Take away 5 if you forgot to wear hose.  
If your husband kissed you today add 9. If he didn't, subtract 12 - you must pay a fine.  
This is the end for there isn't more, let's see who's the lady with the highest score.*

## Prayer

**Special Music:** *Take Me Again to the House of the Potter* or Song 394 SASB *Since Jesus Came into My Heart* or several worship choruses reflecting the theme.



### Feature Suggestions:

- Have guest come and demonstrate making pottery on a wheel
- Have guest come with a display of many kinds of pottery including antiques, bone china, stoneware etc. Have them share some history and modern day uses.
- If it is difficult to find a guest to come in, with some research it is possible to find samples and information that would make an interesting evening.

## Suggested Devotional

### Daughter Arise – Created to Serve a Noble Purpose 2 Timothy 2:21

**Introduction:** Describe the clutter of useless things. God did not create us to take up space but to be useful. He created us for a purpose.

2 Timothy 2:21 in the King James Version says *a vessel unto honor, sanctified, and meet for the master's use, and prepared for every good work.*

Using the word *Vessel* make an acrostic to describe how God wants us to live in order to be useful to Him and to fulfil the purpose for which He created us.

**V** A virtuous woman – characterized by moral excellence in thought, word and deed. Philippians 4:8. WWJD (what would Jesus do?) is a good rule to follow.

**E** An exceptional woman – Not satisfied with just average, Philippians 3:13,14 nor crippled by comparing ourselves with others who seem more gifted or talented. We can be exceptional in faithfulness. Matthew. 25:15, 1 Peter 4:10; 1 Corinthians 4:2. We can go beyond the expected and love extravagantly. Matthew 26:6–13.

**S** A Selfless Woman – Puts God's will before her own. If we want to be useful to God, we have to be more concerned about Him and the needs of others and less concerned about ourselves and our needs and rights. Paul wrote about this kind of total abandonment in Galatians 2:20.

**S** A Separated Woman – A woman serving God and living for Christ must have boundaries in her life clearly showing where her loyalties are, and who she is serving. There can be no grey areas. Every area of life and conduct should be distinct from the culture of the world around us. Luke 16:13; 1 Corinthians 6:19,20

**E** An Exemplary Woman is a good example to others. As a representative of Christ, when people see us we should remind them of Christ. Our conduct should be such that we would not be ashamed to be copied. Example – children can embarrass/or please us when we see reflected in them our own actions, attitudes etc. 1 Corinthians 11:1; Colossians 1:10; 1 Timothy 4: 12

**L** A Woman who Labours: God's purpose in creating and designing us was to make us holy so that we could be useful in wonderful ways that He has already prepared. The greatest joy we could ever know is fulfilling that noble purpose. He needs us to show and share His love with those who do not know Him. We are his vessels left behind to represent Christ. Our time on earth is our only opportunity to live/work for God in this world. Matthew 9:37,38

*All my work is for the Master,  
He is all my heart's desire;  
Oh that He may count me faithful  
in the day that tries by fire.*

### **Reflection:**

Suggested choruses/songs for reflection:

SASB/Chorus section - Numbers:

- 32 All my Days
- 34 All There is of me
- 53 Spirit of the Living God
- 60 Channels Only
- 61 Come Beautiful Christ
- 71 I want to live right
- 107 To be like Jesus

### **Songs:**

- 501 Into Thy Hands
- 474 I Surrender All

### **Prayer**

### **Refreshments**

During refreshments have all the ladies put their nametags in a large pottery jar to draw for the door prize.

# Girl's Club!

## Girls ages 11 – 13

Debbie Graves, Alberta & Northern Territories Division

### Topics to offer:

#### Cooking

- How to prepare basic meals
- How to follow recipes

#### Hair Care

- How to keep your hair healthy
- What styles are in and what looks good
- How to choose the best hair style for you



#### Skin Care and Make-Up

- How to prepare your skin and look after it
- How to wear make-up so it makes you look natural

#### Self Esteem

- How to feel good about yourself
- Why you are important

#### Music

- Look at the different types of music
- Why some music is not appropriate to listen to
- History behind some of the music and current music stars



#### Friendship

- How to build relationships
- How to be a friend to someone who is lonely
- The importance of trust and integrity

#### Sewing

- How to sew on buttons
- How to use a sewing machine
- Small projects

#### Scrapbooking

- How to take care of your photographs
- How to put them on a page to tell a story



#### How to Dress Appropriately

- The way you wear clothes says a lot about who you are
- What is appropriate and inappropriate to wear

See also *Girls Only Day*, Cedar Springs 2004, Outreach Initiatives B-12



# *Monologue - A Gift From God*

No special setting required



*Sons are a heritage from the Lord, Children a reward from him.*  
Psalm 127:8

## **Script**

We are sitting at lunch when my daughter casually mentions that she and her husband are thinking of *starting a family*. We're taking a survey, she says, half-joking. *Do you think I should have a baby?*

*It will change your life*, I say, carefully keeping my tone neutral.

*I know*, she says, *no more sleeping in on weekends, no more spontaneous vacations....*

But that is not what I meant at all. I look at my daughter, trying to decide what to tell her. I want her to know what she will never learn in childbirth classes. I want to tell her that the physical wounds of child bearing will heal, but that becoming a mother will leave her with an emotional wound so raw that she will forever be vulnerable.

I consider warning her that she will never again read a newspaper without asking *What if that had been MY child?* That every plane crash, every house fire will haunt her. That when she sees pictures of starving children, she will wonder if anything could be worse than watching your child die. I look at her carefully manicured nails and stylish suit and think that no matter how sophisticated she is, becoming a mother will reduce her to the primitive level of a bear protecting her cub. That an urgent call of *Mom!* will cause her to drop a soufflé or her best crystal without a moment's hesitation.

I feel I should warn her that no matter how many years she has invested in her career, she will be professionally derailed by motherhood. She might arrange for childcare, but one day she will be going into an important business meeting and she will think of her baby's sweet smell. She will have to use every ounce of her discipline to keep from running home, just to make sure her baby is all right. I want my daughter to know that everyday decisions will no longer be routine. That a five year old boy's desire to go to the men's room rather than the women's at McDonald's will become a major dilemma. That right there, in the midst of clattering trays and screaming children, issues of independence and gender identity will be weighed against the prospect that a child molester may be lurking in that rest room.

However decisive she may be at the office, she will second-guess herself constantly as a mother. Looking at my attractive daughter, I want to assure her that eventually she will shed the pounds of pregnancy, but she will never feel the same about herself. That her life, now so important, will be of less value to her once she has a child. That she would give it up in a moment to save her offspring, but will also begin to hope for more years - not to accomplish her own dreams, but to watch her child accomplish theirs.

I want her to know that a cesarean scar or shiny stretch marks will become badges of honor. My daughter's relationship with her husband will change, but not in the way she thinks. I wish she could understand how much more you can love a man who is careful to powder the baby or who never hesitates to play with his child. I think she should know that she will fall in love with him again for reasons she would now find very unromantic.

I wish my daughter could sense the bond she will feel with women throughout history who have tried to stop war, prejudice and drunk driving. I hope she will understand why I can think rationally about most issues, but become temporarily insane when I discuss the threat of nuclear war to my children's future.

I want to describe to my daughter the exhilaration of seeing your child learn to ride a bike. I want to capture for her the belly laugh of a baby who is touching the soft fur of a dog or a cat for the first time. I want her to taste the joy that is so real, it actually hurts.

My daughter's quizzical look makes me realize that tears have formed in my eyes. *You'll never regret it*, I finally say.

Then I reach across the table, squeeze my daughter's hand and offer a silent prayer for her, and for me, and for all of the mere mortal women who stumble their way into this most wonderful of callings. This blessed gift from God . . . that of being a Mother.

Source Unknown