

# Vocal Course

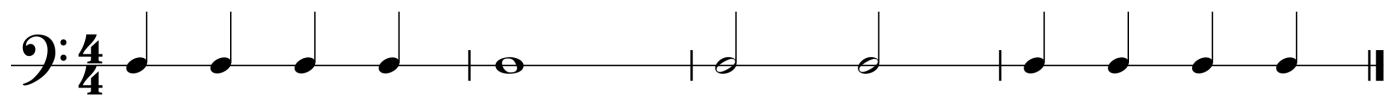
## Final Test - Level 1

### INSTRUCTIONS:

Follow instructions from the examiner. Remember the material you have learned throughout this level. Don't be nervous. Ask for clarification if you don't understand an instruction.

#### 1A

Clap the following rhythm.




#### 1B

Sing the first five notes of the major scale, ascending and descending, using solfege.

#### 1C

Sing the following example using solfege.



#### 1D

Sing the following example using solfege.



# Vocal Course

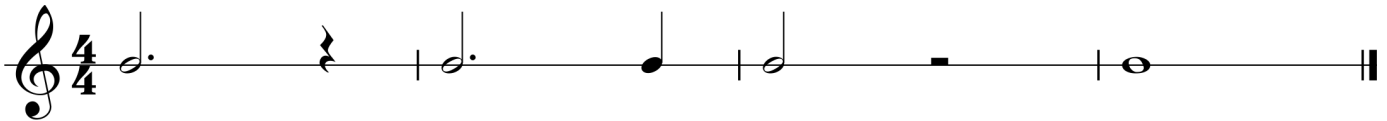
## Final Test - Level 2

### INSTRUCTIONS:

Follow instructions from the examiner. Remember the material you have learned throughout this level. Don't be nervous. Ask for clarification if you don't understand an instruction.

#### 2A

Clap the following rhythm.



#### 2B

Sing the major scale, ascending and descending, using solfege.

#### 2C

Sing the following example using solfege.



#### 2D

Sing the following example using solfege.



# Vocal Course

## Final Test - Level 3

### INSTRUCTIONS:

Follow instructions from the examiner. Remember the material you have learned throughout this level. Don't be nervous. Ask for clarification if you don't understand an instruction.

### 3A

Clap the following rhythm.



### 3B

Sing a major triad, ascending and descending, using solfege.

### 3C

Sing the following example using solfege.



### 3D

Sing the following example using solfege.





# Vocal Course

## Final Test - Level 5

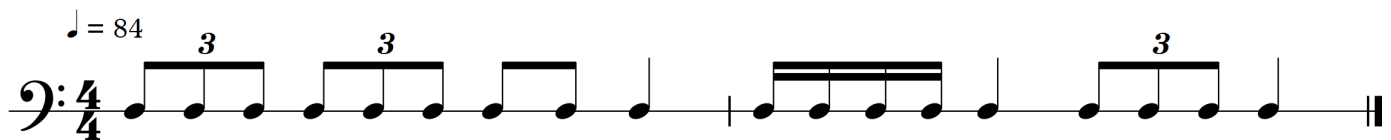
### INSTRUCTIONS:

Follow instructions from the examiner. Remember the material you have learned throughout this level. Don't be nervous. Ask for clarification if you don't understand an instruction.

### 5A

Clap the following rhythm.

$\text{♩} = 84$



### 5B

Sing a major scale, ascending and descending, using solfege.

### 5C

Sing the following example using solfege.

**Moderato**



### 5D

Sing the following example using solfege.



