


VOCAL COURSE

STUDENT WORKBOOK



↑ LEVEL 4 ↓



MUSIC AND ARTS MINISTRIES
CANADA AND BERMUDA

Table of Contents

Lesson	Page	Material
4.1	1	Review of Eighth and Sixteenth Notes Major scale Melodies up to an Octave
4.2	4	Dotted Rhythms D Major and Bb Major
4.3	7	Compound Time and Counting Repeat Signs
4.4	11	Metronome Markings
4.5	14	Review
Appendix 1	17	Performance Solo
Appendix 2	22	Additional Information for Students

This course is designed to be used as an individual instructional study guide, as well as a class learning tool. Each lesson should take approximately 35 - 45 minutes including teaching and practice time. The suggested times are a guideline only. Not everyone will progress at the same pace. This student exercise book should be used in conjunction with the Instructor's Guide.

Each student should take a placement test before being placed in a level. After a student completes a level, there is a separate final test that should be completed and passed before moving on to the next level. Be sure you have these materials.

In addition, the Vocal Course is designed as a companion to the Music Theory Course developed by Music and Arts Ministries of the Canada and Bermuda Territory. It can be found at <https://salvationist.ca/sacbmam>. Students should utilize the music theory books to help advance their knowledge of music-making.

1st Edition
Copyright 2019 The Salvation Army
Canada and Bermuda Territory
2 Overlea Blvd. Toronto ON M4H 1P4
<https://salvationist.ca/sacbmam>

Produced by The Salvation Army
Music and Arts Ministries
Canada & Bermuda Territory

Original Author: Glenda Crawford
Contributor: Heather Osmond
Content Editors: Craig Lewis, Rachel Ewing
Design: Simon Gough

Lesson 4.1

Canon

Dona Nobis Pacem

Do - na no - bis pa - cem, pa - cem, do - na no - bis pa - cem.

Do - na no - bis pa - cem, do - na no - bis pa - cem.

Rhythm

1.

a) 1 + 2 e + a 3 4 1 e + a 2 e + a 3 + 4

b) 1 e + 2 + 1 e + a 2 1 e + a 2 e + a 1 + a 2 + a

c)

d)



Melody

1.

do re mi fa sol la ti do' ti la sol fa mi re do

2.

Moderato
mf

a)

do mi sol do mi sol mi sol fa mi re do

Allegro
mp

b)

do re re mi mi mi do do do sol, do la, sol, sol, la, sol, sol, do

Adagio
mp *mf*

c)

d m r s s l s d' d' d' t d' l s s d'

Allegro
p

d)

d r m f s d r m f s m f s d m d s, d

Moderato
mf

e)

m r d m f s d' t l d' l d' s s l t d'

Performance

All I Know

Words and music by Judy M. Dunn

Arranged by David Edmonds

Sing to the Lord Children's Voices Volume 19

Used by kind permission of The Salvation Army UK Territory

**See Appendix 1 (p. 17) for music.



Lesson 4.2

Canon

Dona Nobis Pacem

Do - na no - bis pa - cem, pa - cem, do - na no - bis pa - cem.

Do - na no - bis pa - cem, do - na no - bis pa - cem.

Do - na no - bis pa - cem, do - na no - bis pa - cem.

Rhythm

1.

a)
1 2 e + a 1 a 2 1 a 2 a 1 - 2

b)
1 2 a 3 1 - 2 3 a 1 a 2 a 3 1 - 2 - 3

c)



d)

e)

f)

Melody

1. Sing a major scale.

2.

do mi sol mi do

3.

Key of C Major

Adagio

a)

mf

do mi sol la sol fa sol do'

Key of D Major

Adagio

b)

mf

d m s l s f s d'

Key of B \flat Major

Adagio

c) *mf*

d m s l s f s d'

Moderato

d) *mp* *mf*

Moderato

e) *mp* *mf*

Moderato

f) *mp* *mf*

Performance

**See Appendix 1 (p. 17).

Lesson 4.3

Canon

The Farmer in the Dell



1) The far - mer in the dell. _____

2) the far - mer in the dell. _____

3) Heigh - ho the der - ry - o, _____


4) the far - mer in the dell. _____

Rhythm

1. Listen as your instructor claps a rhythm. Then you clap it back.

Simple time signatures: the beat can be represented by a single undotted note, which can be divided into two parts.

Compound time signatures: each beat can be divided into three parts.



Beat

6/8

Beat Division

Adagio

Allegro

1 2 3 4 5 6 1 2

Ex. 1

Adagio

1 2 3 4 5 6 1 2 3 4 5 6

Ex. 2

Allegro

1 + a 2 + a 1 + a 2 + a

2.

a)

1 2 3 4 5 6 1-2-3 4-5-6 1 2 3 4 5 6 1 2 3 4-5-6
(1 + a 2 + a 1 2 1 + a 2 + a 1 + a 2)

b)

1-2-3 4 5 6 1-2-3 4 5 6 1 2 3 4-5-6 1 2 3 4-5-6
(1 2 + a 1 2 + a 1 + a 2 1 + a 2)

c)

d)



Melody

1. Sing a major scale.

2. Sing a major triad.

3.

do mi sol do' sol mi do

Repeat sign: marked by a **double bar line with two dots** next to it.

If the two dots are on the **left** of the double bar line, this is called an **end repeat sign**.

If the two dots are to the **right** of the double bar line, this is called a **start repeat sign**.

End repeat sign: go back, **one time**, to the start repeat sign.

Start Repeat Sign End Repeat Sign

4.

Moderato
mf

a) do sol, do re mi do re do sol, do mi re do

Moderato
mp *mf*

b) d r m d s f m d' t l s f m r d



c) **Adagio** **rall.**

mp

Exercise c) is a single staff in treble clef with a 6/8 time signature. It begins with a mezzo-piano (*mp*) dynamic. The melody consists of a dotted quarter note on G4, followed by a quarter note on A4, a quarter note on B4, and a quarter note on C5. The next measure contains a quarter note on B4, a quarter note on A4, and a quarter note on G4. The third measure has a quarter note on F4, a quarter note on E4, and a quarter note on D4. The final measure contains a quarter note on C4, a quarter note on B3, and a quarter note on A3. The piece concludes with a repeat sign.

d) **Adagio**

mf

Exercise d) is a single staff in treble clef with a 6/8 time signature and one flat in the key signature. It starts with a mezzo-forte (*mf*) dynamic. The melody begins with a dotted quarter note on G4, followed by a quarter note on A4, a quarter note on B4, and a quarter note on C5. The second measure contains a quarter note on B4, a quarter note on A4, and a quarter note on G4. The third measure has a quarter note on F4, a quarter note on E4, and a quarter note on D4. The fourth measure contains a quarter note on C4, a quarter note on B3, and a quarter note on A3. The piece ends with a repeat sign.

e) **Moderato**

mf

Exercise e) is a single staff in treble clef with a 6/8 time signature and one sharp in the key signature. It begins with a mezzo-forte (*mf*) dynamic. The melody starts with a dotted quarter note on G4, followed by a quarter note on A4, a quarter note on B4, and a quarter note on C5. The second measure contains a quarter note on B4, a quarter note on A4, and a quarter note on G4. The third measure has a quarter note on F4, a quarter note on E4, and a quarter note on D4. The fourth measure contains a quarter note on C4, a quarter note on B3, and a quarter note on A3. The piece concludes with a repeat sign.

Performance

**See Appendix 1 (p. 17).



Lesson 4.4

Canon

Dona Nobis Pacem

1)



Do - na no - bis pa - cem, pa - cem, do - na no - bis pa - cem.

2)



Do - na no - bis pa - cem, do - na no - bis pa - cem.


3)



Do - na no - bis pa - cem, do - na no - bis pa - cem.

Rhythm


Metronome markings: what composers use to indicate the speed of the music. A metronome marking is in the form of **a note = a number**.



Adagio ♩ = 72 **Allegro** ♩ = 72

1 2 3 4 5 6 1 + a 2 + a

1.



Adagio ♩ = 72 (**Allegro** ♩ = 72)

a) 1 2 3 4 5 6 7 8 9 1-2-3 4-5-6 7-8-9 1 2 3 4-5-6 7 8 9 1-2-3-4-5-6-7-8-9
(1 + a 2 + a 3 + a 1 2 3 1 + a 2 3 + a 1 - 2 - 3)



Adagio ♩ = 78 (Allegro ♩ = 72)

b)

Adagio ♩ = 78 (Allegro ♩ = 72)

c)

Adagio ♩ = 80 (Allegro ♩ = 72)

d)

Adagio ♩ = 78 (Allegro ♩ = 72)

e)

Adagio ♩ = 78 (Allegro ♩ = 72)

f)

Melody

1. Sing a major scale.
2. Sing a major triad.
3. Sing a major arpeggio.

First and second time endings: a section is repeated exactly the same but has a different ending.

Ex. 1

1st Time Ending	2nd Time Ending
1.	2.



4.

Moderato ♩ = 80
mf

a) do re mi do la, sol, la, do re mi sol mi do re mi sol do

Adagio ♩ = 72
mp

b) d l, s, l, d m s d s d'

Allegro ♩ = 66
mf

c) d l, d l, s, l, d m d m r d

Moderato ♩ = 96
mp

d)

Adagio ♩ = 76
mf

e)

Performance

**See Appendix 1 (p. 17) for music.



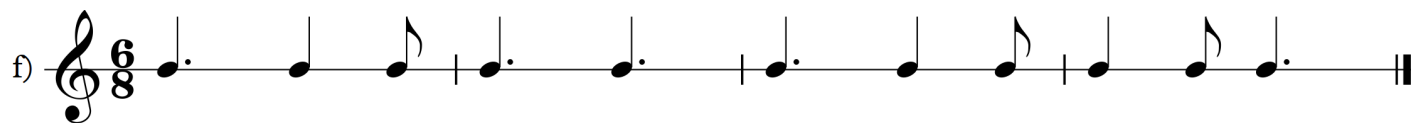
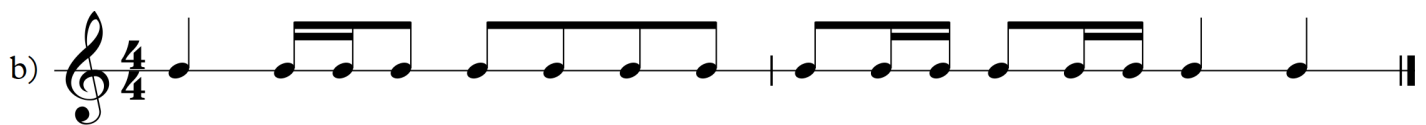
Lesson 4.5

Canon

Sing both canons from previous lessons (p. 10 and p. 16). Try each of them at different speeds and as a round.

Rhythm

1



g) **Adagio** ♩ = 78 (**Allegro** ♩ = 72)

h) **Adagio** ♩ = 78 (**Allegro** ♩ = 72)

Melody

1. Sing a major scale.
2. Sing a major triad.
3. Sing a major arpeggio.
- 4.

a) **Allegro**

mp

b) **Moderato**

mf

c) **Adagio**

mf

d) **Moderato**

mp *mf*



e) **Moderato**

Musical notation for exercise e) in treble clef, key of D major (one sharp), and 3/4 time. The piece is marked **Moderato**. It begins with a *mp* (mezzo-piano) dynamic and a quarter rest. The melody consists of eighth and quarter notes, with a *mf* (mezzo-forte) dynamic marking at the start of the second measure. The piece concludes with a repeat sign.

f) **Adagio** **rall.**

Musical notation for exercise f) in treble clef, key of D major (one sharp), and 6/8 time. The piece is marked **Adagio**. It begins with a *mp* (mezzo-piano) dynamic. The melody is composed of eighth and quarter notes. The piece concludes with a **rall.** (ritardando) instruction and a repeat sign.

g) **Adagio** ♩ = 72

Musical notation for exercise g) in treble clef, key of D major (one sharp), and 6/8 time. The piece is marked **Adagio** with a tempo of ♩ = 72. It begins with a *mp* (mezzo-piano) dynamic. The melody consists of eighth and quarter notes. The piece features a first ending (1.) and a second ending (2.), both marked with repeat signs.

h) **Adagio** ♩ = 76

Musical notation for exercise h) in treble clef, key of D minor (two flats), and 6/8 time. The piece is marked **Adagio** with a tempo of ♩ = 76. It begins with a *mf* (mezzo-forte) dynamic. The melody consists of eighth and quarter notes. The piece concludes with a repeat sign.

Performance

**See Appendix 1 (p. 17) for music.



Appendix 1

All I know

J.M.D.

JUDY MACKENZIE DUNN

arr. DAVID EDMUNDS

Gently $\text{♩} = 66$

Compos. ad lib.

© 2004 Song Solutions Daybreak

www.songolutions.org. All rights reserved. Used by permission.



12

don't know why the sky is blue... or how the sun keeps burn - ing. Or

14

CHORUS

why you love the hu-man race. (ALL) All I know is that you

17

died for me so that I could be for - giv - en. And

20

all I know is that you lived on earth so that I could live in



27

Has-son.

21

28

A little quicker $\text{♩} = 69$

don't know how you stay the same. when all a-round is chang-ing. Or

29

why you al-ways care for me... so mat-ter what I do.

30

don't know how you love my peo-ple. when half the world is pray-ing but



11

CHORUS

you have pro-mised me it's true. All I know is that you

12

died for me so that I could be for-giv-en. And

13

gradually decreasing louder

all I know is that you lived on earth so that I could live in

cross.

14

With spirit $\text{♩} = 72$

Heaven. All I know is that you died for me so that

25

I could be for - giv - en. And all I know is that you

26 *gradually becoming quieter* Slower $\text{♩} = 63$
mp

lived on earth so that I could live in Hea - ven, (5410) so that

27 *gradually becoming slower at the original speed*

I could be in Hea - ven.

28 *gradually becoming slower*



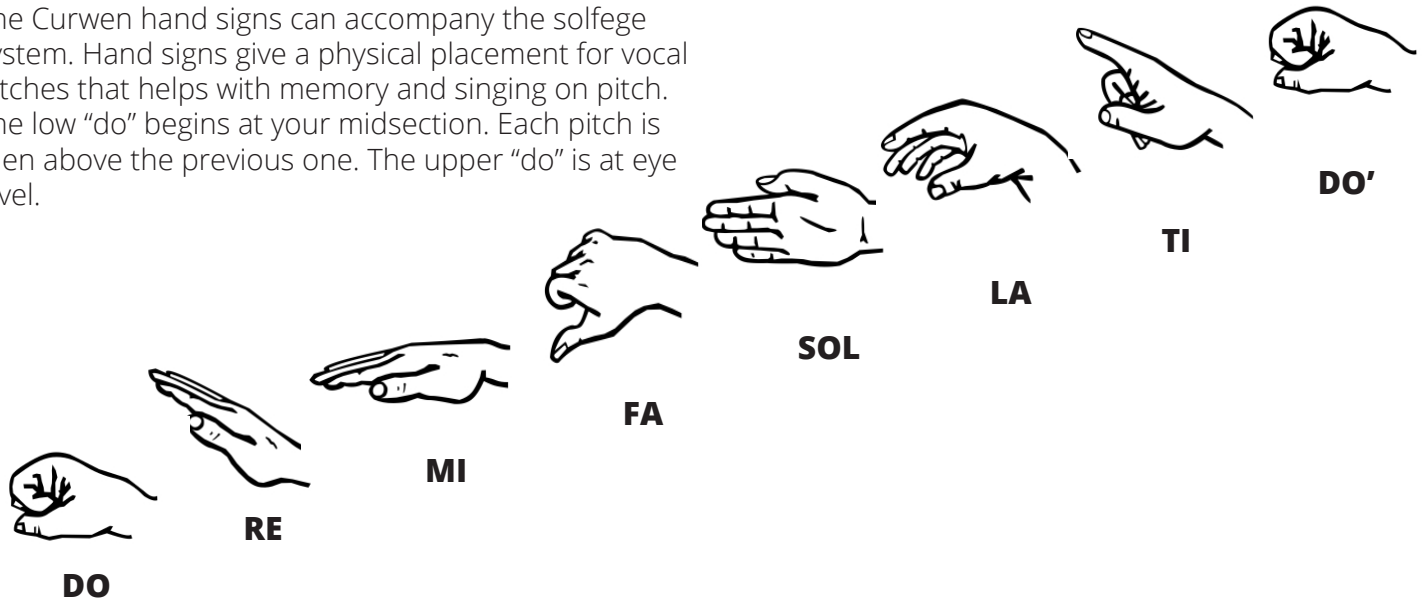
Appendix 2

Additional Information for Students

Learning to sing can be a fun and rewarding experience. The following are tips to help improve your singing.

Curwen Hand Signs

The Curwen hand signs can accompany the solfège system. Hand signs give a physical placement for vocal pitches that helps with memory and singing on pitch. The low “do” begins at your midsection. Each pitch is then above the previous one. The upper “do” is at eye level.



Song Examples for Various Intervals

Interval	Ascending	Descending
Minor 2nd	Theme from Jaws	Joy to the World
Major 2nd	Happy Birthday	Mary Had a Little Lamb
Minor 3rd	O Canada	Frosty the Snowman
Major 3rd	When the Saints Go Marching In	Swing Low, Sweet Chariot
Perfect 4th	Amazing Grace	O Come, All Ye Faithful
Tritone	The Simpsons Theme Song	
Perfect 5th	Twinkle Twinkle Little Star	Theme from The Flintstones
Minor 6th	The Entertainer	Theme from Love Story
Major 6th	My Bonnie Lies Over the Ocean	Nobody Knows the Trouble I've Seen
Minor 7th	Somewhere (from West Side Story)	
Major 7th		
Octave	Somewhere Over the Rainbow	

